



OntarioMD Stakeholder Report
Products and Services by LHIN
October 2018

Prepared: November 2018

Contents

- 1. EXECUTIVE NOTES FOR OCTOBER3**
- 2. INTRODUCTION6**
- 3. ONTARIO MD AND LOCAL HEALTH INTEGRATION NETWORKS.....6**
 - WHAT WE DO6
- 4. ONTARIO MD PRODUCTS AND SERVICES7**
- 5. PROOF OF CONCEPTS 2018.....12**
- 6. TABLES BY VENDOR AND LHIN VIEW.....14**
 - TABLE 1: FAMILY PHYSICIANS, SPECIALISTS AND NURSE PRACTITIONERS BY ONTARIO MD-CERTIFIED EMR OFFERING PER PRODUCT / SERVICE 14
 - TABLE 2: PRODUCT PENETRATION BY COMMUNITY-BASED FAMILY PHYSICIANS AND SPECIALISTS BY LHIN 15
 - TABLE 3: HRM PRODUCT PENETRATION BY COMMUNITY-BASED FAMILY PHYSICIANS, SPECIALISTS AND NURSE PRACTITIONERS BY LHIN 16
 - TABLE 4: ECONSULT PRODUCT PENETRATION BY PHYSICIANS AND NURSE PRACTITIONERS BY LHIN 18
 - TABLE 5: EMR QUALITY DASHBOARD PHASE 2 PHYSICIAN PARTICIPATION BY LHIN..... 19**
 - TABLE 6: ONTARIO MD PRIVACY & SECURITY TRAINING COMPLETED BY LHIN..... 19**
 - TABLE 7: ONE ID PRODUCT PENETRATION BY PHYSICIANS AND NURSE PRACTITIONERS BY LHIN 20**
- 7. APPENDICES.....21**
 - 1.1 APPENDIX A: LHIN 1 – ERIE ST. CLAIR 21
 - 1.2 APPENDIX B: LHIN 2 – SOUTH WEST 24
 - 1.3 APPENDIX C: LHIN 3 – WATERLOO WELLINGTON..... 27
 - 1.4 APPENDIX D: LHIN 4 – HAMILTON NIAGARA HALDIMAND BRANT..... 30
 - 1.5 APPENDIX E: LHIN 5 – CENTRAL WEST 33
 - 1.6 APPENDIX F: LHIN 6 – MISSISSAUGA HALTON 36
 - 1.7 APPENDIX G: LHIN 7 – TORONTO CENTRAL..... 39
 - 1.8 APPENDIX H: LHIN 8 – CENTRAL 42
 - 1.9 APPENDIX I: LHIN 9 – CENTRAL EAST 45
 - 1.10 APPENDIX J: LHIN 10 – SOUTH EAST 48
 - 1.11 APPENDIX K: LHIN 11 – CHAMPLAIN 51
 - 1.12 APPENDIX L: LHIN 12 – NORTH SIMCOE MUSKOKA..... 54
 - 1.13 APPENDIX M: LHIN 13 – NORTH EAST..... 57
 - 1.14 APPENDIX N: LHIN 14 – NORTH WEST 60

1. Executive Notes for October

HRM

OntarioMD is expanding its HRM sending facilities to include more specialty clinics / independent health facilities. In October:

- **More cardiology and diagnostic clinics:** 22 MyHealth Centre locations were added. These sites offer cardiology and diagnostic imaging services to about one million patients across Ontario.
- **More medical imaging clinics:** Three Guelph Medical Imaging locations as well as Cambridge Medical Imaging were added. The addition of more specialty clinics is another benefit to patient care ensuring that community-based physicians and nurse practitioners receive reports from these facilities as well as from Ontario hospitals to follow up with patients sooner and to improve care transitions.
- **More hospitals:** Waypoint Centre for Mental Health Care is now using HRM and joins Ontario Shores Centre for Mental Health Sciences, Centre for Addiction and Mental Health (CAMH), Canadian Mental Health Association – Waterloo Wellington and the Royal Ottawa Healthcare Group in sending patient reports to physicians' EMRs.

EMR Certification Program

AwareMD recently received certification of their Cerebrum EMR Offering under OntarioMD's Open EMR Certification Program. Revalidation activities with the vendors of current certified EMR offerings is progressing in parallel.

OntarioMD Physician Survey

OntarioMD launched a survey to approx. 10,000 physicians on October 31 to understand their current awareness of digital health services, their satisfaction with OntarioMD, and to invite them to submit their feedback on the kinds of services they would like from us in the future. The survey closes on November 21 and will be used to plan and refine future products and services.

eAgreements

OntarioMD has launched eAgreements through OntarioMD.ca. eAgreements enables physicians who are registered users of OntarioMD.ca to manage their multiple user agreements for digital health services in a single convenient online location; replacing the need to track paper copies. The service was initially launched to a limited pilot group of physicians and will be expanded to our broader community. It is also used to collect clinician consent for data sharing with other partners.

Supporting Our Partners

OntarioMD supports over 16,000 clinicians with innovative digital health and quality improvement tools and approaches to address their practice needs. OntarioMD also supports its partners using a streamlined onboarding approach that bundles multiple digital health offerings into a single visit, appreciated by clinicians for being more efficient and convenient. ***eHealth Ontario, Toronto Central LHIN, Northern and Eastern Region LHINs, University Health Network*** - OntarioMD is actively

onboarding primary care physicians for the Digital Health Services Bundle on behalf of its partners, eHealth Ontario, Toronto Central (TC) LHIN, the Northern and Eastern Region (NER) LHINs, University Health Network (UHN) and the Ontario Telemedicine Network (OTN). OntarioMD is working with additional LHINs to expand this model. Onboarding is well underway in the TC LHIN area. The Digital Health Services Bundle includes:

- **ONE® ID** - eHealth Ontario's identity and access management service that enables health care providers to access secure provincial digital health assets such as eConsult.
- **ONE Mail** - eHealth Ontario's encrypted email service that lets registered health care professionals share patient information quickly, confidently and securely.
- **ConnectingOntario Clinical Viewer** – A secure web-based portal that enables authorized health care providers to view digital health records from across Ontario.
- **Ontario eConsult Program** – A provincial digital health service that enables requesting physicians and nurse practitioners to ask clinical questions to a specialist electronically and receive a response within days, often eliminating the need for an in-person patient visit.

NEW - Working with eHealth Ontario, we are now reporting on ONE ID penetration across the clinician community on a quarterly basis. Clinicians who do not have a ONE ID should contact OntarioMD at support@ontariomd.com for help.

Ministry of Health and Long-Term Care – OntarioMD is working with MOHLTC and eHealth Ontario on integrated access to DHIR and DHDR from clinician EMRs, including submission of immunizations to DHIR, view of immunizations from DHIR, and view of drug data (ODB+NMS) from DHDR. The Digital Health Drug Repository (DHDR) and Digital Health Immunization Repository (DHIR) contribute to the Ministry of Health and Long-Term Care (Ministry)'s goal in providing rapid access to complete, accurate, and up-to-date patient information so Ontario clinicians are in the best position to make more informed decisions and deliver better quality care. The DHDR provides clinicians with access to dispensed drug data that includes publicly funded drugs and pharmacy services, along with narcotics and controlled drugs. The DHIR provides clinicians (and patients) with comprehensive immunization information that is accessible in real time to support clinical practices and to engage the public as active partners in managing their health.

The purpose of the EMR Integration with the DHDR and DHIR project is to connect Ontario clinicians (community-based physicians and nurse practitioners) with OntarioMD-certified Electronic Medical Records systems (EMRs) to the DHDR and the DHIR so they can 'view DHDR data', 'submit data to the DHIR', and 'view DHIR data'. More specifically, project objectives are to:

- 1) **Integrate EMRs with the DHDR** so clinicians can retrieve patient data related to publicly-funded dispensed drugs, pharmacy services, and all dispensed monitored narcotics and controlled substances.
- 2) **Integrate EMRs with the DHIR** so clinicians can submit data related to the immunizations that they administered to patients for public health purposes; and retrieve data related to

immunizations administered to patients and upcoming required immunizations according to the provincial immunization schedule.

OntarioMD Educational Events

OntarioMD offers a range of learning opportunities as part of our commitment to educating physicians and their staff on digital health best practices. Twice a year, OntarioMD hosts the EMR: Every Step Conference, the largest conference series in Canada dedicated to digital health and EMRs. We also host about 12 regional seminars and present and exhibit at many digital health and primary care events. This month, we exhibited at Health Quality Ontario's Health Quality Transformation conference and exhibited and presented at the annual Association of Family Health Teams of Ontario (AFHTO) conference. We would be pleased to speak at events hosted by LHINs and other stakeholders.

On the Road with OntarioMD

Our 'On the Road with OntarioMD' regional educational seminars offer one hour of didactic learning on a very relevant topic for physician practices - Partnered Efforts in Safe Opioid Prescribing. The events begin with a presentation followed by small group learning with Peer Leaders who use the same EMRs as the attendees. Attendee feedback continues to be excellent and physicians and their staff have said they value the Peer Leader presentation and the time they get to spend with the Peer Leaders at the table discussions. The sessions are CME-accredited by the College of Family Physicians of Canada's Ontario Chapter for two hours of Mainpro+ credits. The next seminars are scheduled for Sarnia on November 7, Scarborough on November 28 and Barrie on December 4.

2. Introduction

The purpose of this report is to provide OntarioMD's partners and stakeholders with a monthly update on the provincial view of community-based family physicians' and community specialists' adoption and optimized use of certified EMRs and other digital health tools and services integrated with certified EMRs. Except where indicated, this report does not include information about adoption of the referenced digital health applications by nurse practitioners or other health care service providers.

By helping physicians become more proficient EMR users, OntarioMD helps them realize the clinical value and full potential digital health tools and services to enhance patient care. These tools and services are also improving Ontarians' access to care and improving clinical outcomes through integration with EMRs and an increasingly integrated and coordinated health care system.

3. OntarioMD and Local Health Integration Networks

OntarioMD is focused on the delivery of digital health products and services that translate into clinical value for physicians and their patients. OntarioMD has the infrastructure, relationships and experience to deliver cost-effectively the full spectrum of high-quality digital health programs and services for clinicians across the province. It works closely, and in partnership, with other health care organizations across the province, including the 14 Local Health Integration Networks (LHINs).

Our regional OntarioMD staff take a holistic approach to working with physician practices, bundling products and change management services on behalf of the LHINs for efficient visits to practices. This reduces multiple touchpoints to the physician office and streamlines training and onboarding, so physicians can spend less time on administration and more time on patient care.

What We Do

- Connect clinician practices to digital health tools that improve access to care, clinical outcomes and decision-making, such as OntarioMD's Health Report Manager (HRM), eNotifications, the EMR Quality Dashboard, Ontario eConsult Program and the Ontario Laboratories Information System (OLIS). We are also deploying the ConnectingOntario Clinical Viewer, ONE® Mail and ONE ID on behalf of eHealth Ontario and many LHINs.
- Provide physicians with trusted advice, guidance and support from OntarioMD staff, located across Ontario, to optimize EMR and digital health use and realize quality improvements
- Provide in-depth, hands-on support for physicians' quality improvement goals through the EMR Practice Enhancement Program (EPEP)'s experienced Practice Enhancement Consultants
- Mentor physician practices with practical EMR tips from physician, nurse and clinic manager Peer Leaders who understand how physicians practice and share their expertise with the same EMR

- Manage EMR vendors and deliver a trusted EMR certification program that assesses and monitors EMR offerings for compliance with the Ontario EMR Specifications. OntarioMD certification provides assurance to physicians that their EMRs are providing clinical value and are facilitating the exchange of EMR data. Vendors know that OntarioMD understands clinicians and how to bring digital health tools into their practices.

4. OntarioMD Products and Services

OntarioMD products and services are provincial digital health assets for clinicians and centered around patients. Enabling the flow of patient information directly to OntarioMD-certified EMRs supports:

- Access to care, services and health information
- Enhances the efficiency of the health system
- Strengthens quality, effectiveness and accountability
- Stimulates innovation and growth

OntarioMD receives funding from the Ministry of Health and Long-Term Care (MOHLTC), with a mandate to support connectivity, interoperability, and integration of EMRs with the digital health delivery system more broadly and to work with clinicians to optimize the clinical value of their certified EMRs to provide enhanced care to their patients.



CLIENT SERVICES AND ENGAGEMENT

OntarioMD staff work closely with physician practices to address their needs and enable them to enhance clinical value through technology. They assist practices to successfully navigate enrolment, onboarding and deployment processes, including completing subscription agreements for products such as Health Report Manager (HRM). They work with EMR vendors when necessary to facilitate connectivity, educate on functionality and to advocate when issues arise; all to ensure optimized use of the EMR and enhance the quality of care for patients.

With partner LHINs, OntarioMD staff work to ensure the efficient delivery of products and services by working locally to provide change management services to integrate physician practices with new digital health solutions. Physicians and their staff are supported through the EMR Practice Enhancement Program (EPEP) to develop step-by-step advice and plans, tools and techniques based on the specific needs of patients and the practice all designed to optimize use of the EMR and other digital health tools. This knowledge and expertise lead to improvements in practice efficiency and a better experience for patients and practice staff.

Some of the top examples of how OntarioMD staff have helped practices include change management strategies for improving:

- Data standardization, quality and integrity
- Preventive care
- Internal workflow processes to enhance the patient experience
- Communications, etc.

In addition, OntarioMD staff share their experience in using EMRs and other digital health tools to:

- Manage chronic diseases
- Eliminate appointment backlogs
- Manage documents
- Conduct effective queries, and much more.

Physician practices can request a meeting with OntarioMD staff by contacting **support@ontariomd.com**.



The EMR Practice Enhancement Program (EPEP) is a provincial change management service designed to help physicians enhance their EMR skills and efficiency to improve clinical and practice outcomes. No matter the current level of EMR skill, EPEP offers a current state analysis of EMR use, practice workflow and data quality to help physicians move beyond data capture and use information to improve patient care and practice efficiency to the physician's desired level of EMR maturity.

EPEP is based on OntarioMD's [EMR Maturity Model](#), an evidence-based framework for measuring, understanding and enhancing EMR use. The program provides in-depth, hands-on support from expert EMR users to help physicians create a plan, enriched with quality improvement methodology, that reflects unique practice priorities, leading to improved workflow, efficiency and patient care.

To get started with EPEP, physicians are encouraged to complete an [EMR Progress Assessment \(EPA\)](#), which is designed to help physicians identify their current EMR skill level and areas in which they would like to improve. Email epep@ontariomd.com for more information or to request a consultation.



PEER LEADER PROGRAM

OntarioMD's Peer Leader Program is a provincial network of physicians, nurses and clinic managers who are expert users of OntarioMD-certified EMRs. They support physician practices to realize increasing clinical value from their EMRs.

Peer Leaders provide consulting services to physician practices that can lead to more efficient EMR use and workflow, optimization of existing EMR functions and access to additional ones, improved clinical decision support, and much more. They also provide guidance to OntarioMD on physician practice perspectives and priorities with regards to the development of innovation and enhancements to current OntarioMD programs. Peer Leaders are highly skilled thinkers in advanced EMR and digital health use, moving health system policy to practice, and quality improvement.

Contact peer.leader.program@ontariomd.com to request a Peer Leader. Peer Leaders are also available for consultation at OntarioMD's EMR: Every Step Conferences, our 'On the Road with OntarioMD' educational seminars, and other regional events.



HEALTH REPORT MANAGER

Health Report Manager (HRM) is an award-winning digital health solution developed by OntarioMD. It improves communication among health care providers by enabling physician practices using an OntarioMD-certified electronic medical record (EMR) to securely receive patient reports electronically from hospitals and other health care facilities directly into their EMRs. By eliminating paper reports, HRM makes report delivery safer and more secure while saving time and money for both hospitals and specialty facilities that send reports as well as the physician practices that receive them.

More than 9,000 physicians in the 14 LHINs across Ontario are now receiving reports from hundreds of hospitals, as well as eNotifications, Ontario Telemedicine Network tele-homecare reports, and reports from the Centre for Mental Health and Addictions (CAMH). Physician practices are benefitting from the security, scalability, ease, and speed of HRM report delivery to follow up with their patients and continue appropriate treatment. OntarioMD staff have worked with thousands of physicians to incorporate HRM into their workflow to better inform clinical decisions that result in better patient outcomes and more efficient practices.

OntarioMD is leading the expansion and continuous enhancement of HRM across the province in collaboration with the LHINs and other delivery partners. To sign up for HRM, email support@ontariomd.com.



eNOTIFICATIONS

eNotifications are sent through HRM to alert physicians and their practices in real time when a patient has been discharged from an emergency department, or admitted or discharged from an in-patient unit. Physicians receive them much sooner than discharge summaries, which take longer for hospitals to prepare and transmit. Thanks to their timeliness, eNotifications improve care coordination between hospitals and family physicians, especially with respect to hospital visits of complex care patients. eNotifications also support Health Links by enabling faster and safer follow-up treatment, and potentially reducing hospital readmissions. Physicians already connected to HRM will automatically receive eNotifications. Once they do, OntarioMD staff can assist clinicians to understand how eNotifications fit into their workflows. eNotifications have been recognized by Accreditation Canada as a Leading Practice for communication and patient safety.

OntarioMD is leading the expansion of eNotifications to primary care across the province and works collaboratively with Health Shared Services Ontario and LHINs towards enabling hospitals to send eNotifications. For more information on using eNotifications, email support@ontariomd.com.



EMR CERTIFICATION PROGRAM

OntarioMD is Ontario's EMR certification body and manages the EMR Certification Program. The EMR Certification Program is the only current mechanism in Ontario through which to translate Ministry priorities, manage EMR vendors and drive EMR use by physicians. OntarioMD has well over 10 years of experience working with EMR vendors and their products and vendors value OntarioMD's understanding of clinician practices and their experience in delivering digital health tools integrated with EMRs.

Certified EMRs are a mandatory requirement for physician practices to access provincial digital health applications such as HRM, eNotifications and OLIS. More than 15,000 physicians and over 1,000 nurse practitioners use OntarioMD-certified EMR products. The EMR Certification Program continuously evolves certified EMRs, taking into account clinicians' needs and the future of digital health in Ontario and the rest of Canada. It also helps physician practices leverage new EMR functionality that leads to their optimized use of a certified EMR.

OntarioMD has moved to open certification, which allows new vendors to apply for certification at any time and enables OntarioMD to respond more quickly to evolving system needs. For more information, email emr@ontariomd.com.



OLIS DEPLOYMENT

OntarioMD is leading the deployment of OLIS to physician practices on behalf of eHealth Ontario. OLIS is a system that connects hospitals, community laboratories, public health laboratories and practitioners to facilitate the secure electronic exchange of laboratory test orders and results. Clinicians using an OntarioMD-certified EMR can access the latest lab results for their patients or perform patient queries. To sign up for OLIS, email support@ontariomd.com.



PRIVACY TRAINING AND RESOURCES

OntarioMD provides privacy, security and legal expertise to physician practices to educate them about their role and responsibilities as Health Information Custodians under the *Personal Health Information Protection Act* (PHIPA). Privacy and security tools and resources are available to all physicians and are regularly updated to address emerging technology or new cyberthreats. OntarioMD offers a comprehensive online Privacy and Security Training Module to support community-based physicians' access to provincial digital health assets. The module covers topics such as safeguarding PHI and other confidential data from breaches, and how to comply with obligations under PHIPA. Completion of the module is a prerequisite for enrolment into the ConnectingOntario ClinicalViewer and other digital health programs.

The OntarioMD Privacy and Security Training Module was developed with input from the College of Physicians and Surgeons of Ontario (CPSO), the Canadian Medical Protective Association (CMPA), the Ontario Medical Association (OMA) and eHealth Ontario. It has been certified as a Self-Learning Program by the College of Family Physicians of Canada for two Mainpro+ credits.

The OntarioMD Privacy and Security Training Module is available at OntarioMD.ca, and can be accessed from any device that connects to the Internet. Physicians and their staff must be registered users of OntarioMD.ca to access the training and can log in with their email and password. In addition to the online training, OntarioMD.ca offers supplementary resources that all health care professionals can download for reference.



EMR: EVERY STEP CONFERENCE

The EMR: Every Step Conference is OntarioMD's flagship event and Canada's largest EMR conference series. It is focused on educating physician practices on realizing the full benefits of a certified EMR and other digital health tools.

Two conferences are held each year in locations across Ontario. The conference in Toronto attracts close to 1,000 attendees each year. Attendees pick up valuable EMR optimization tips, hear about the latest digital health innovations for primary care, and gain quality improvement advice at educational sessions offered across different streams of learning. The conferences provide up to 7.5 Mainpro+ credits for family physicians and the credits are transferrable for specialists. Content for the Toronto conference is developed from abstracts submitted by physicians and their staff as well as stakeholders. To learn more, [visit ontariomd.ca](http://visit.ontariomd.ca) or contact omd.events@ontariomd.com.

5. Proof of Concepts 2018



OntarioMD continues to deploy eConsult to physician practices and expand eConsult EMR Integration in collaboration with the Ontario eConsult Centre of Excellence, eHealth Ontario and OTN to more users of Accuro® EMR and OSCAR. The eConsult EMR Integration complements physician workflow when using eConsult and promotes increased adoption by EMR users. The initiative aligns with the provincial architectural blueprint to integrate EMRs with provincial digital health assets.

The learnings from the first phase of the initiative were incorporated into a draft specification for eConsult EMR Integration which OntarioMD has published for all EMR vendors on OntarioMD.ca. An updated EMR specification (that includes new blended requirements) will be available for all certified EMR vendors in March 2019.



OntarioMD is leading an initiative that is demonstrating continuous quality improvement in the clinical value of EMRs through an EMR Quality Dashboard. The Dashboard provides a framework for real-time access to an introductory set of high-value provincial indicators from Health Quality Ontario (HQO), the Canadian Institute for Health Information (CIHI) and the Association of Family Health Teams of Ontario (AFHTO), along with indicators to improve management of physician practices. An example of an indicator is the percentage of eligible patients within a roster who have been screened for colorectal cancer. Physicians will see this indicator and other population health indicators at a glance and can develop action plans for proactive patient care.

OntarioMD worked with TELUS Health and OSCAR EMR and over 100 physicians on Phase 1 of the EMR Quality Dashboard Proof of Concept. The [Phase 1 Benefits Evaluation, Final Report](#), a [summary of key findings and next steps](#), and [frequently asked questions](#) have been published on OntarioMD.ca.

Phase 2 of the initiative launched in October 2017 and will run to December 2018. It will expand the number of indicators in the Dashboard from 27 to 30 and will increase participation by up to 400 additional physicians to further demonstrate the framework's value. During Phase 2, we will:

- further identify and refine dashboard indicators,
- deploy to more physicians across all LHINs, and
- define a business plan for a provincial EMR Quality Dashboard solution.

For more information on OntarioMD's EMR Quality Dashboard initiative, email EMRdashboard@ontariomd.com.

6. Tables by Vendor and LHIN View

Table 1: Family Physicians, Specialists and Nurse Practitioners by OntarioMD-Certified EMR Offering per Product / Service

EMR Vendor with a Certified EMR Offering	Physicians Live on a Certified EMR				HRM				eNotifications	Physicians Connected to OLIS ¹
	FP*	SP**	Unknown	Total	FP	SP	NP	Live		
ABELSoft Corporation	224	267	15	506	74	74	1	149	91	377
Alpha Healthcare Inc.	52	19	2	73	36	10		46	43	60
Canada Health Systems Inc.	324	110	15	449	179	48	1	228	201	303
Indivica Inc.	518	101	10	629	402	75	3	480	448	283
OSCAR EMR	1,339	661	16	2,016	714	275	17	1,006	888	970
P&P Data Systems Inc.	458	87	5	550	154	13	7	174	158	297
QHR Technologies Inc.	2,005	1,706	167	3,878	1,162	849	119	2,130	1,381	3,470
TELUS	,5726	1,285	129	7,140	3,839	558	494	4,891	4,216	6,055
YES Medical Systems	10	41	6	57	3	17		20	12	51
York-Med Systems Inc.	27	66	2	95	12	21		33	20	79
Total	10,683	4,343	367	15,393²	6,575	1,940	642	9,157	7,458	11,945

¹ Source: eHealth Ontario

² Numbers reflect the actual number of physicians, not funding positions.

* FP = Community-based Family Physicians

** SP = Community-based Specialists

Table 2: Product Penetration by Community-Based Family Physicians and Specialists by LHIN

LHIN	No. of Physicians participating in provincial product / service ¹					Estimated number of FP and SP ³			FP Penetration
	FP	SP	Unknown	Total	Change ²	FP	SP ⁵	Total	%
1. Erie St. Clair	373	188	15	576	5	479	490	969	78%
2. South West	811	271	14	1,096	7	911	1,270	2,181	89%
3. Waterloo Wellington	587	220	15	822	6	701	585	1,286	84%
4. Hamilton Niagara	987	484	18	1,489	8	1,183	1,822	3,005	83%
5. Central West	519	238	17	774	2	682	537	1,219	76%
6. Mississauga Halton	873	314	20	1,207	7	1,111	1,023	2,134	79%
7. Toronto Central	1,418	800	31	2,249	21	1,789	4,010	5,799	79%
8. Central	1,284	622	36	1,942	-3	1,683	1,649	3,332	76%
9. Central East	1,054	441	25	1,520	20	1,225	1,147	2,372	86%
10. South East	494	87	11	592	3	544	674	1,218	91%
11. Champlain	1,385	480	21	1,886	17	1,612	2,000	3,612	86%
12. North Simcoe Muskoka	410	131	10	551	3	453	360	813	91%
13. North East	434	100	12	546	8	605	454	1,059	72%
14. North West	206	77	3	286	3	312	216	528	66%
Total	10,849	4,458	367	15,674⁴	117	13,290	16,237	29,527	82%

¹ Includes physicians participating in the EMR Adoption Program, HRM and OLIS

² Number reflects physicians who may have withdrawn or moved LHIN boundaries during the reporting period, and where LHIN information was unavailable from the data source.

³ Source: OPHRDC (Ontario Physician Human Resource Data Centre) 2018 – please note that the total number of FPs and SPs reflects an increase of 891 physicians to the 2017 OPHRDC data point.

⁴ Includes physicians where LHIN information was unavailable. Numbers reflect the actual number of physicians, not funding positions.

⁵ Includes community and hospital-based specialists

Table 3: HRM Product Penetration by Community-Based Family Physicians, Specialists and Nurse Practitioners by LHIN

LHIN	Clinicians LIVE on HRM					Physicians Using eNotifications
	FP	SP	NP	Total	Change ¹	Total
1. Erie St. Clair	296	88	93	477	14	372
2. South West	508	78	64	650	15	516
3. Waterloo Wellington	464	123	65	652	3	505
4. Hamilton Niagara	523	160	10	693	11	606
5. Central West	324	135	16	475	4	371
6. Mississauga Halton	588	175	25	788	17	641
7. Toronto Central	783	303	39	1,125	13	979
8. Central	822	321	22	1,165	5	948
9. Central East	764	257	83	1,104	12	835
10. South East	350	26	78	454	4	396
11. Champlain	739	214	58	1,011	9	852
12. North Simcoe Muskoka	336	79	85	500	5	358
13. North East	110	8	21	139		113
14. North West	7	2		9	9	
Total	6,614	1,969	659	9,242	121	7,703

¹Number reflects clinicians who may have withdrawn or moved LHIN boundaries during the reporting period, and where LHIN information was unavailable from the data source.

Provincial Product/Service Penetration by LHIN

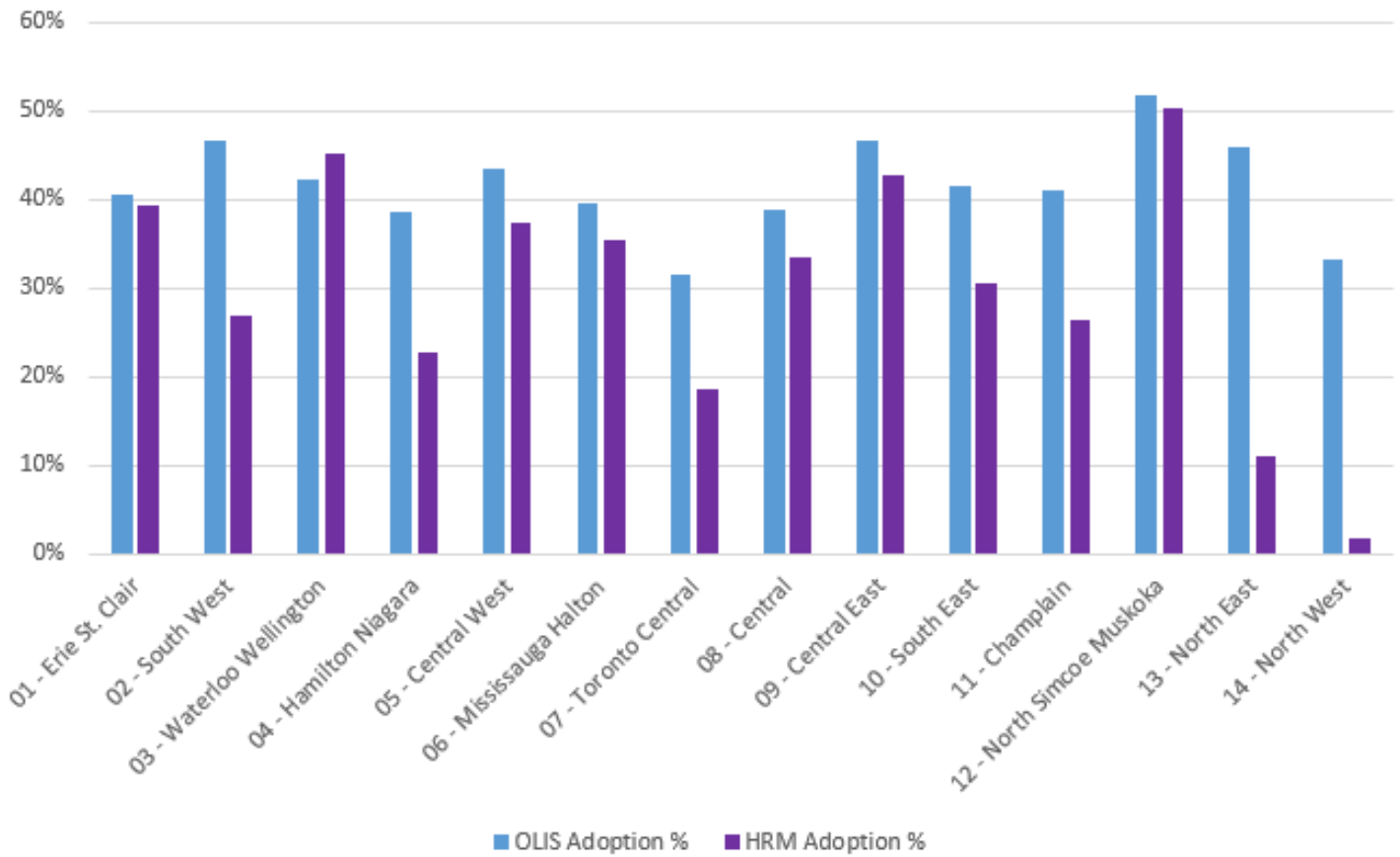


Table 4: eConsult Product Penetration by Physicians and Nurse Practitioners by LHIN

LHIN	Physicians and NPs on eConsult
	Total ¹
1. Erie St. Clair	289
2. South West	614
3. Waterloo Wellington	448
4. Hamilton Niagara	673
5. Central West	211
6. Mississauga Halton	477 ²
7. Toronto Central	1,164
8. Central	536
9. Central East	450
10. South East	473 ³
11. Champlain	1,532 ⁴
12. North Simcoe Muskoka	398
13. North East	642
14. North West	306
Total	8,395⁵

¹ Provisioned (live) Physicians and NPs

² Includes physicians and NPs using eConsult BASE™ and OTN eConsult in Mississauga Halton LHIN

³ Includes physicians and Nurse Practitioners using OTN BASE eConsult (SEAMO Pilot) and OTN eConsult in South East LHIN

⁴ Includes physicians and Nurse Practitioners using eConsult and OTN eConsult in Champlain LHIN.

⁵ Includes clinicians where LHIN information was unavailable.

Table 5: EMR Quality Dashboard Phase 2 Physician Participation by LHIN

LHIN	Forecast Target	Onboarded	Deployed	Training complete
1. Erie St. Clair	34	20	20	14
2. South West	34	31	30	30
3. Waterloo Wellington	42	32	25	25
4. Hamilton Niagara	32	59	49	43
5. Central West	23	21	21	14
6. Mississauga Halton	33	38	29	27
7. Toronto Central	39	42	39	39
8. Central	41	39	38	38
9. Central East	33	44	30	29
10. South East	35	18	8	6
11. Champlain	32	52	34	33
12. North Simcoe Muskoka	35	15	15	15
13. North East	43	9	8	8
14. North West	36	17	15	7
Total	492	437	361	328

Table 6: OntarioMD Privacy & Security Training Completed by LHIN

LHIN	Privacy Training Completion by Role (as of October 31, 2018)		Total
	Physician	Sponsored User	
1. Erie St. Clair	2	0	2
2. South West	9	5	14
3. Waterloo Wellington	11	77	88
4. Hamilton Niagara	14	1	15
5. Central West	9	9	18
6. Mississauga Halton	24	52	76
7. Toronto Central	127	44	171
8. Central	34	37	71
9. Central East	27	16	43
10. South East	11	5	16
11. Champlain	34	7	41
12. North Simcoe Muskoka	8	2	10
13. North East	23	31	54
14. North West	3	13	16
Total	336	299	635

Table 7: ONE ID Product Penetration by Physicians and Nurses by LHIN

LHIN	Clinicians with ONE ID			
	Physicians	Nurses	Total ¹	Physician Penetration %
1. Erie St. Clair	466	385	851	48%
2. South West	879	516	1,395	40%
3. Waterloo Wellington	612	342	954	48%
4. Hamilton Niagara	1,178	645	1,823	39%
5. Central West	583	226	809	48%
6. Mississauga Halton	933	578	1,511	44%
7. Toronto Central	4,282	895	5,177	74%
8. Central	1,574	426	2,000	47%
9. Central East	1,232	1,144	2,376	52%
10. South East	611	388	999	50%
11. Champlain	1,252	789	2,041	35%
12. North Simcoe Muskoka	536	309	845	66%
13. North East	656	704	1,360	62%
14. North West	316	329	645	60%
Total	16,875	12,916	29,791²	57%

¹Source: eHealth Ontario

²Includes clinicians where LHIN information was unavailable.

7. Appendices

Definitions:

LHIN Penetration: The % of eligible physicians or hospitals using provincial product/service; the % penetration for all LHINs is based on the denominator of 28,636 eligible physicians across all LHINs.

Ontario Average: Average % of eligible physicians or hospitals using product across all LHINs;

1.1 Appendix A: LHIN 1 – Erie St. Clair

LHIN 1 - Provincial Product/Service % Penetration		
Product	LHIN 1 Penetration ¹	Change
eNotifications (Hospitals)*	78%	
HRM (Physicians)	39%	1%
HRM (Hospitals)	89%	
OLIS (Physicians)*	41%	1%

*OntarioMD has re-counted eligible hospital sites for HRM and eNotifications to align with the Ministry of Health and Long-Term Care's (MoHLTC) Eligible Hospital Sites. Details of additional sites and their effect on penetration rates were provided in the April 2018 LHIN Report.

LHIN 1 – Physicians by Vendor/OntarioMD Service						
EMR Vendor	Physicians Live on Certified EMR ²				HRM	OLIS* Access Through EMR
	GP	SP	Unknown	Total		
ABELSoft Corporation	10	13	5	28	6	19
Alpha Healthcare Inc.	4	1		5	4	5
Canada Health Systems Inc.	7	2		9	6	3
Indivica Inc.	1	1		2	1	2
OSCAR EMR	22	13		35	14	14
P&P Data Systems Inc.	2	3		5	3	2
QHR Technologies Inc.	119	98	8	225	147	161
TELUS	203	38	2	243	187	173
YES Medical Systems	2	6		8	5	8
York-Med Systems Inc.	1	9		10	8	6
Total	371	184	15	570	381	393

*Source: eHealth Ontario

¹ HRM Penetration is based on Live Physicians, not Enrolled Physicians.

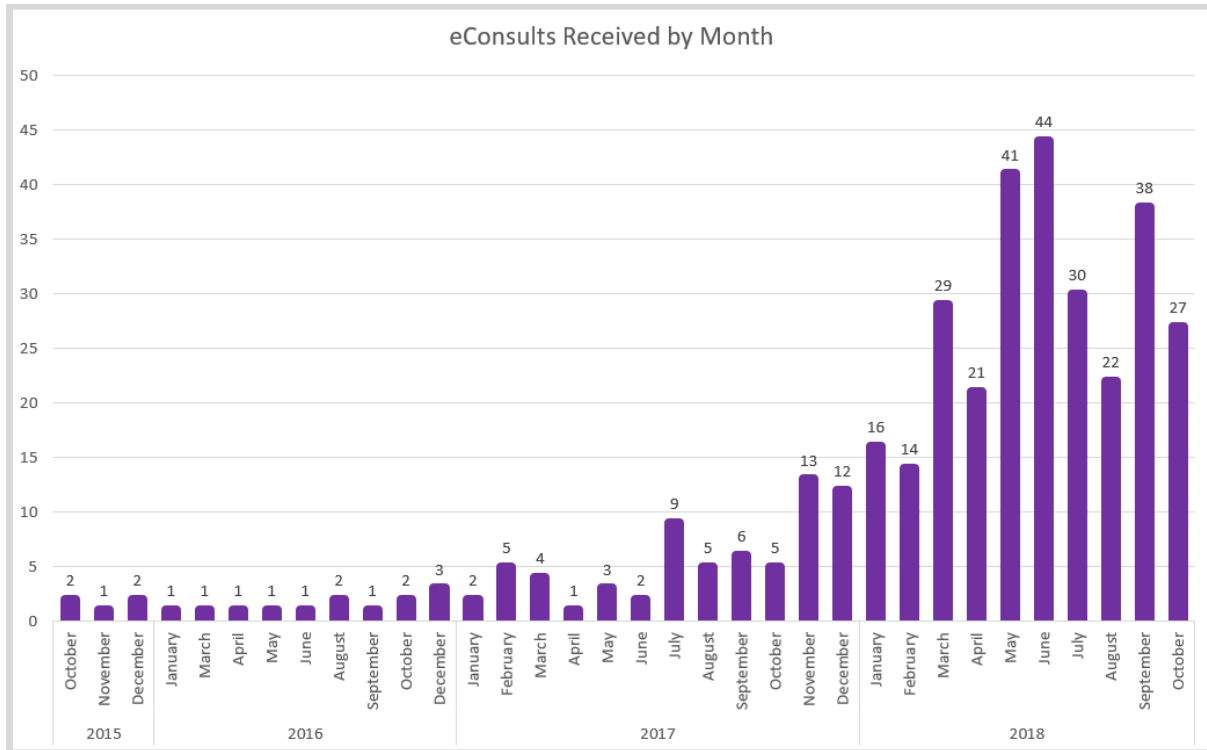
² Numbers have been updated to reflect the actual number of physicians, not funding positions.

LHIN 1 - ONE ID Penetration by Sub-Region*			
Sub-Region**	Physicians	Nurses	Total
Chatham City Centre	51	83	134
Essex South Shore	33	45	78
Lambton	89	158	247
Rural Kent	14		14
Tecumseh Lakeshore Amherstburg LaSalle	48	2	50
Windsor	226	97	323
Total	461	385	846

**Source: eHealth Ontario*

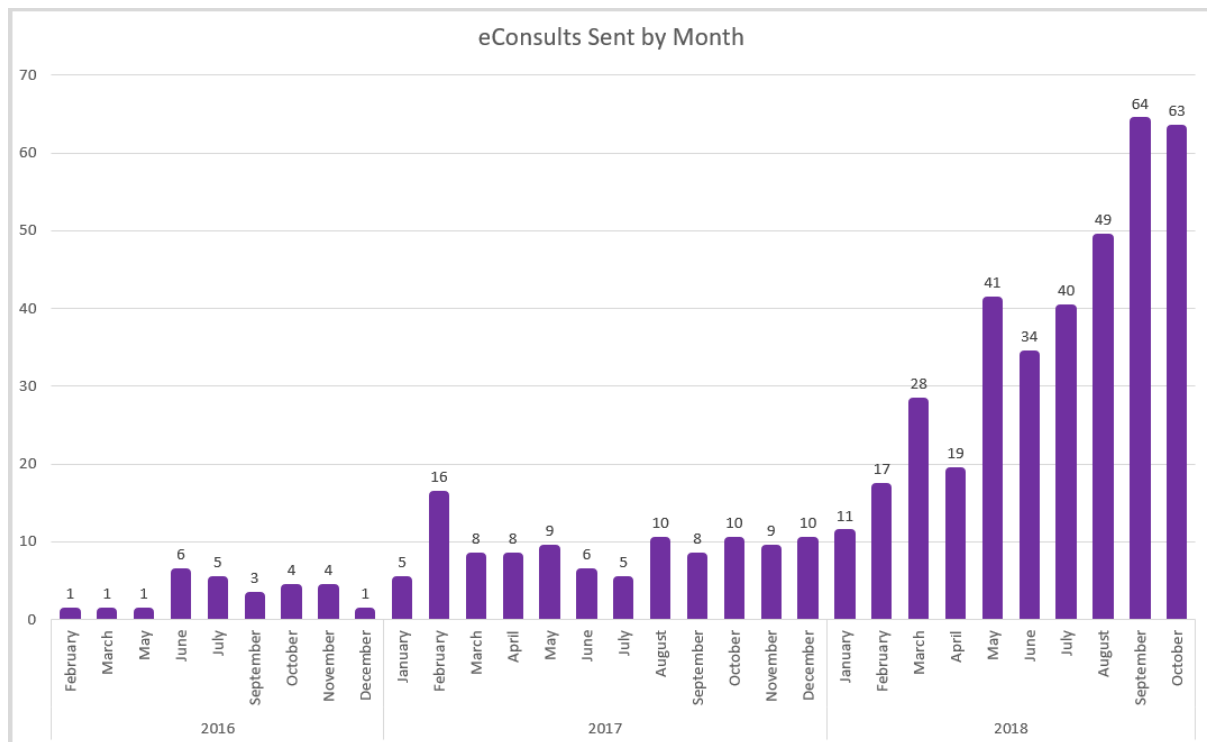
*** Totals may be slightly lower than those for the LHIN due to not being able to map all the records to a sub-region.*

Number of eConsults Received by LHIN 1 Specialists through the Ontario eConsult Program*



*Includes eConsults from Requesting Clinicians from inside and outside the LHIN

Number of eConsults Sent by LHIN 1 Requesting Clinicians - Ontario eConsult Program**



**Includes eConsults sent to Specialists inside and outside the LHIN

1.2 Appendix B: LHIN 2 – South West

LHIN 2 – Provincial Product/Service % Penetration		
Product	LHIN 2 Penetration ¹	Change
eNotifications (Hospitals)*	53%	
HRM (Physicians)	27%	1%
HRM (Hospitals)	100%	
OLIS (Physicians)*	47%	

*OntarioMD has re-counted eligible hospital sites for HRM and eNotifications to align with the Ministry of Health Eligible Hospital Sites. Details of additional sites and their effect on penetration rates were provided in the April 2018 LHIN Report.

LHIN 2 – Physicians by Vendor/OntarioMD Service						
EMR Vendor	Physicians Live on Certified EMR ²				HRM	OLIS* Access Through EMR
	GP	SP	Unknown	Total		
ABELSoft Corporation	11	7		18	2	22
Alpha Healthcare Inc.		3		3	3	2
Canada Health Systems Inc.	5	4		9	1	10
Indivica Inc.						1
OSCAR EMR	42	26		68	27	36
P&P Data Systems Inc.	1	1		2		5
QHR Technologies Inc.	288	104	7	399	172	412
TELUS	459	114	7	580	378	519
YES Medical Systems		2		2		1
York-Med Systems Inc.	1	7		8	2	8
Total	807	268	14	1,089	585	1,016

* Source: eHealth Ontario

¹ HRM Penetration is based on Live Physicians, not Enrolled Physicians.

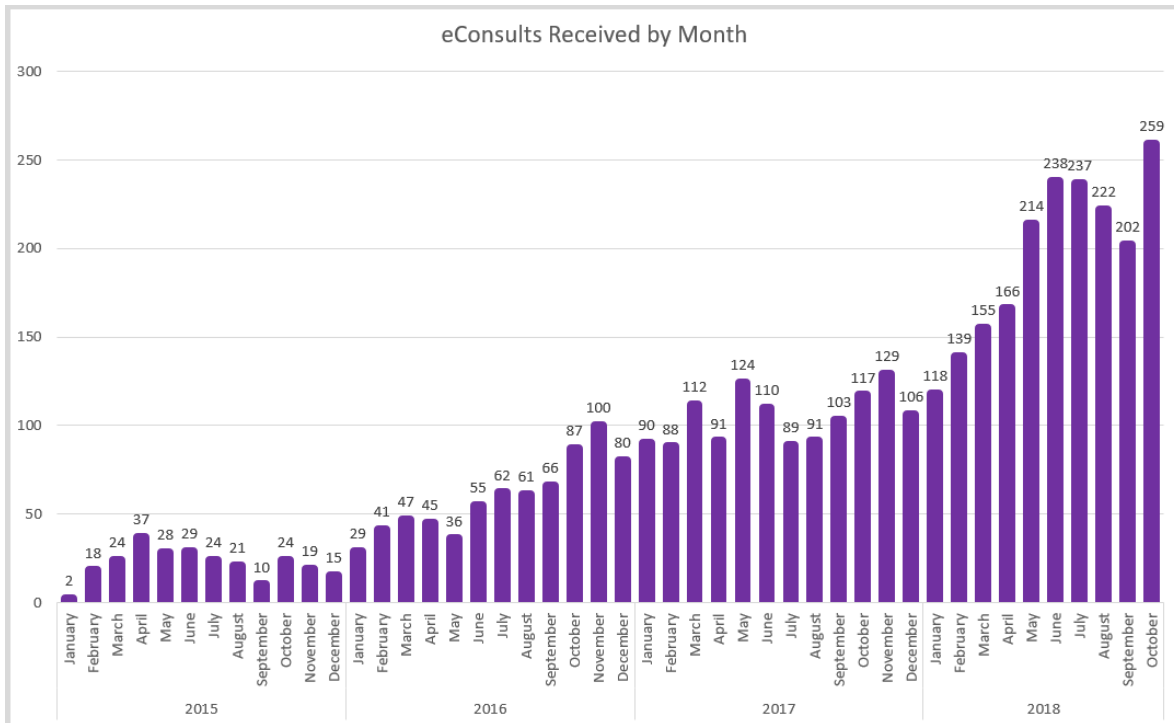
² Numbers have been updated to reflect the actual number of physicians, not funding positions.

LHIN 2 - ONE ID Penetration by Sub-Region*			
Sub-Region**	Physicians	Nurses	Total
Elgin	56	16	72
Grey Bruce	117	116	233
Huron Perth	114	95	209
London Middlesex	536	181	717
Oxford	55	27	82
Total	878	435	1,313

*Source: eHealth Ontario

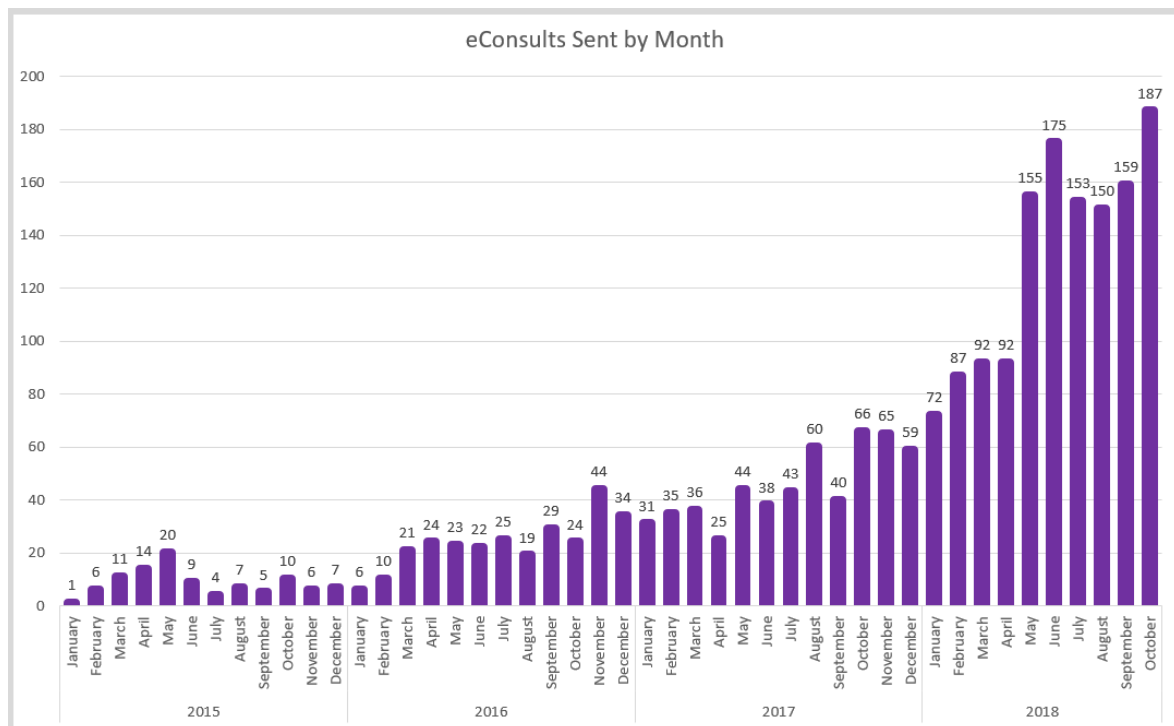
** Totals may be slightly lower than those for the LHIN due to not being able to map all the records to a sub-region.

Number of eConsults Received by LHIN 2 Specialists through the Ontario eConsult Program*



*Includes eConsults from Requesting Clinicians from inside and outside the LHIN

Number of eConsults Sent by LHIN 2 Requesting Clinicians - Ontario eConsult Program**



**Includes eConsults sent to Specialists inside and outside the LHIN

1.3 Appendix C: LHIN 3 – Waterloo Wellington

LHIN 3 – Provincial Product/Service % Penetration		
Product	LHIN 3 Penetration ¹	Change
eNotifications (Hospitals)*	10%	
HRM (Physicians)	45%	
HRM (Hospitals)	90%	
OLIS (Physicians)*	42%	

*OntarioMD has re-counted eligible hospital sites for HRM and eNotifications to align with the Ministry of Health Eligible Hospital Sites. Details of additional sites and their effect on penetration rates were provided in the April 2018 LHIN Report. For LHIN 3, Grand River- Freeport Site was added in May 2018.

LHIN 3 - Physicians by Vendor/OntarioMD Service						
EMR Vendor	Physicians Live on Certified EMR ²				HRM	OLIS* Access Through EMR
	GP	SP	Unknown	Total		
ABELSoft Corporation	12	2		14	10	7
Alpha Healthcare Inc.		2		2	1	3
Canada Health Systems Inc.	2	4		6	4	2
Indivica Inc.	1	8		9	8	6
OSCAR EMR	29	28		57	29	27
P&P Data Systems Inc.	31	2		33	7	3
QHR Technologies Inc.	25	93	1	119	69	56
TELUS	478	68	14	560	451	431
YES Medical Systems		3		3	2	4
York-Med Systems Inc.		6		6	1	4
Total	578	216	15	809	582	543

* Source: eHealth Ontario

¹ HRM Penetration is based on Live Physicians, not Enrolled Physicians.

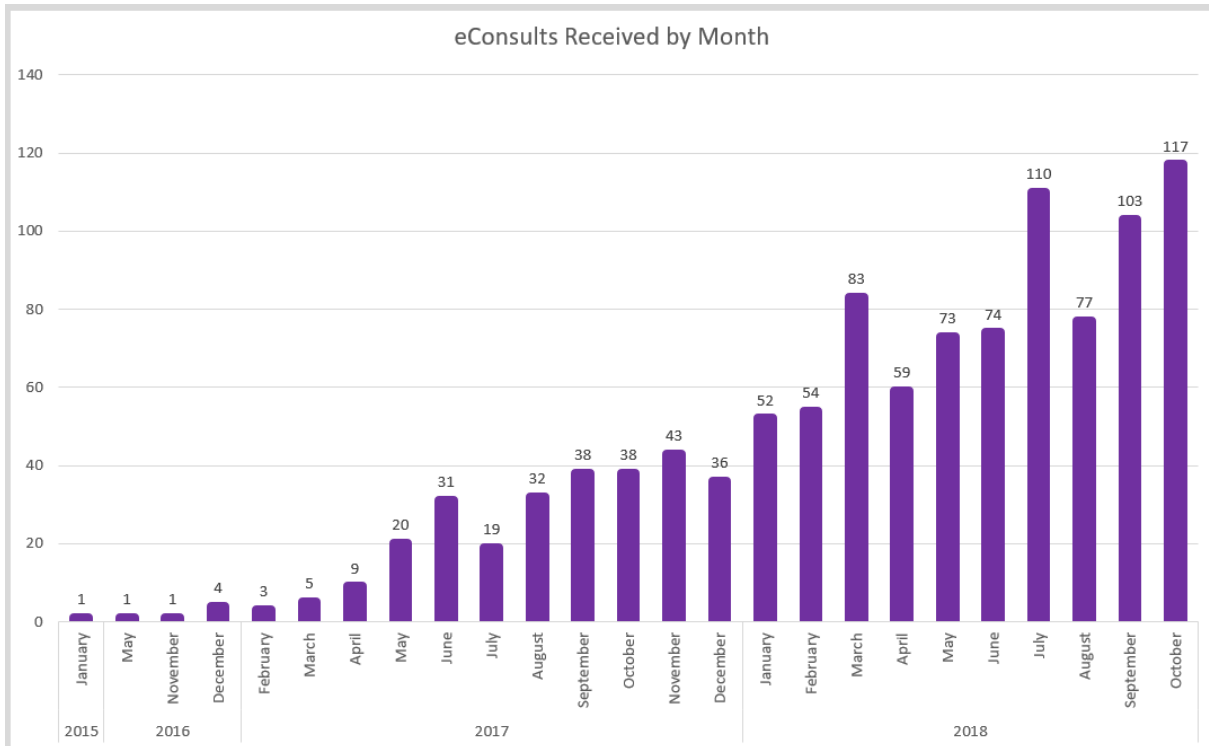
² Numbers have been updated to reflect the actual number of physicians, not funding positions.

LHIN 3 - ONE ID Penetration by Sub-Region*			
Sub-Region**	Physicians	Nurses	Total
Cambridge-North Dumfries	110	68	178
Guelph-Puslinch	133	11	144
Kitchener-Waterloo- Wellesley-Wilmot-Woolwich	299	71	370
Wellington	70	91	161
Total	612	241	853

**Source: eHealth Ontario*

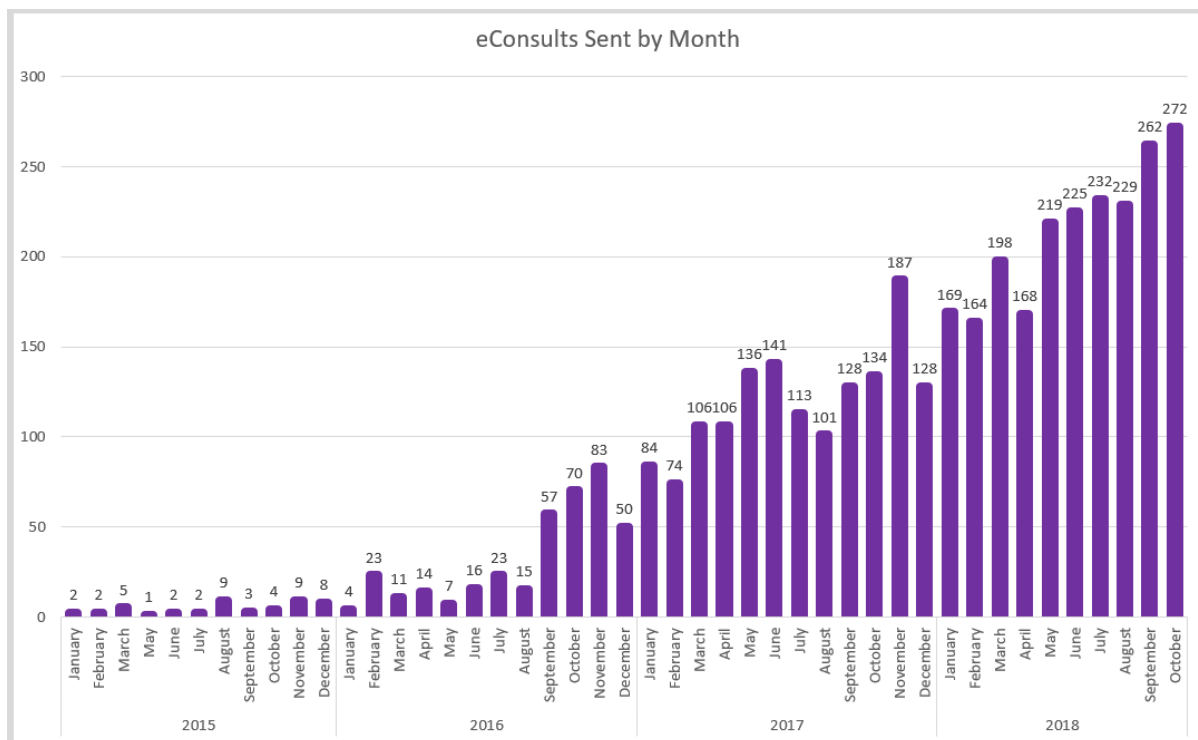
*** Totals may be slightly lower than those for the LHIN due to not being able to map all the records to a sub-region.*

Number of eConsults Received by LHIN 3 Specialists through the Ontario eConsult Program*



*Includes eConsults from Requesting Clinicians from inside and outside the LHIN

Number of eConsults Sent by LHIN 3 Requesting Clinicians - Ontario eConsult Program**



**Includes eConsults sent to Specialists inside and outside the LHIN

1.4 Appendix D: LHIN 4 – Hamilton Niagara Haldimand Brant

LHIN 4 - Provincial Product/Service % Penetration		
Product	LHIN 4 Penetration ¹	Change
eNotifications (Hospitals)*	76%	
HRM (Physicians)	23%	1%
HRM (Hospitals)	100%	
OLIS (Physicians)*	38%	

*OntarioMD has re-counted eligible hospital sites for HRM and eNotifications to align with the Ministry of Health Eligible Hospital Sites. Details of additional sites and their effect on penetration rates were provided in the April 2018 LHIN Report. For LHIN 4, Hamilton Health Sciences – Juravinski Cancer Centre, Hamilton Health Sciences – McMaster Children’s Hospital, Hamilton Health Sciences – Ron Joyce Children’s Health Centre and Hamilton Health Sciences – Regional Rehab Centre were added in May 2018.

LHIN 4 - Physicians by Vendor/OntarioMD Service						
EMR Vendor	Physicians Live on Certified EMR ²				HRM	OLIS* Access Through EMR
	GP	SP	Unknown	Total		
ABELSoft Corporation	20	35	2	57	13	53
Alpha Healthcare Inc.	1	3	1	5		5
Canada Health Systems Inc.	13	3	1	17	11	9
Indivica Inc.	11	14		25	15	10
OSCAR EMR	147	94	2	243	65	115
P&P Data Systems Inc.	31	11		42	15	34
QHR Technologies Inc.	142	200	3	345	143	309
TELUS	606	92	8	706	416	604
YES Medical Systems	1	1		2		2
York-Med Systems Inc.	1	15	1	17	5	15
Total	973	468	18	1,459	683	1,156

* Source: eHealth Ontario

¹ HRM Penetration is based on Live Physicians, not Enrolled Physicians.

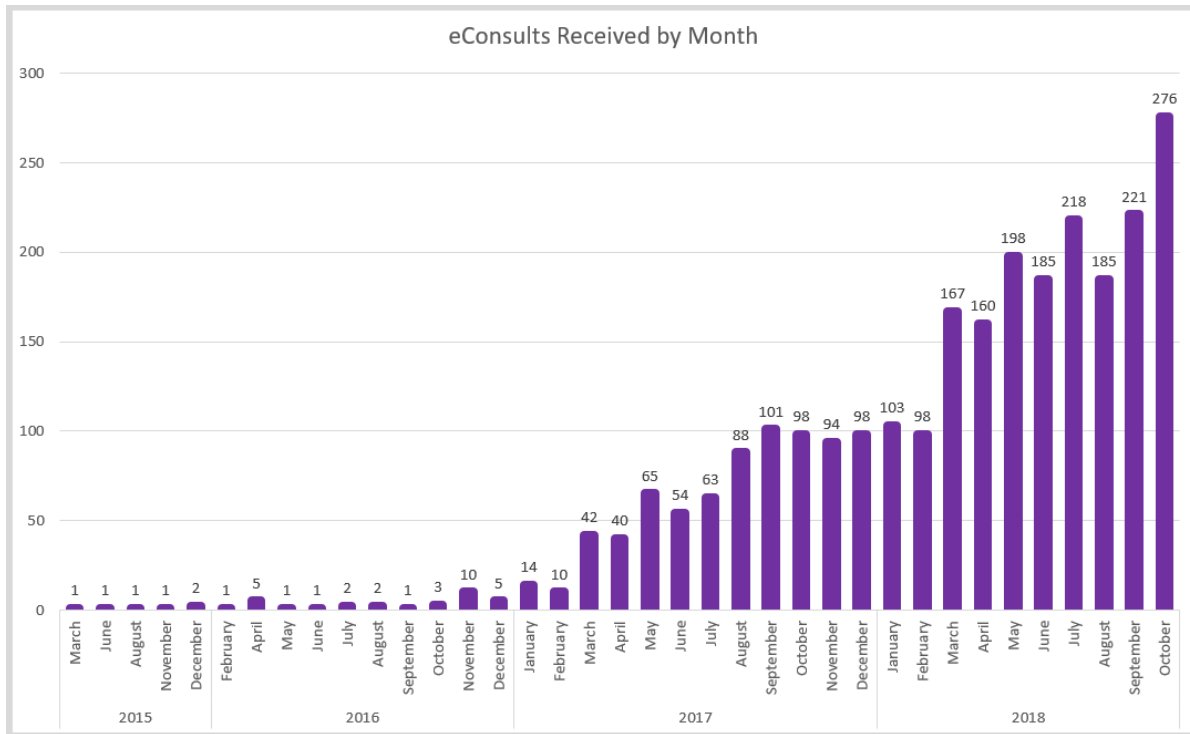
² Numbers have been updated to reflect the actual number of physicians, not funding positions.

LHIN 4 – ONE ID Penetration by Sub-Region*			
Sub-Region**	Physicians	Nurses	Total
Brant	73	47	120
Burlington	144	3	147
Haldimand Norfolk	53	67	120
Hamilton	617	279	896
Niagara	246	237	483
Niagara North-West	45	5	50
Total	1,178	638	1,816

*Source: eHealth Ontario

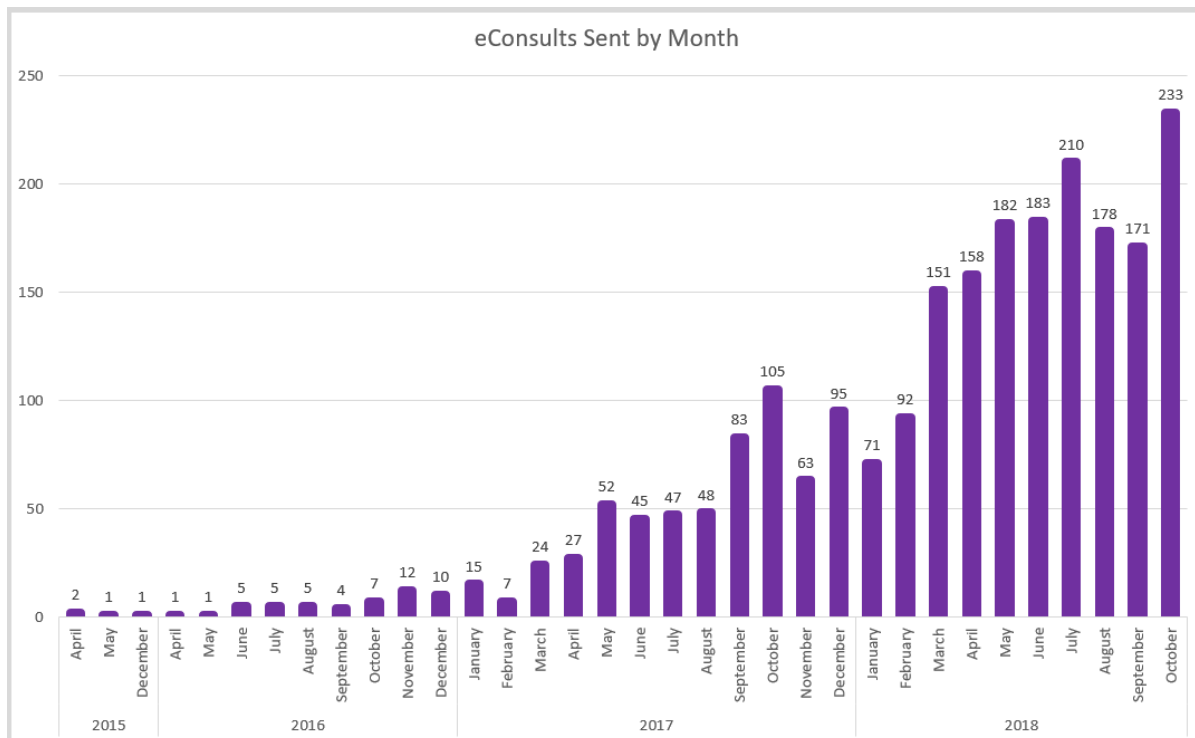
** Totals may be slightly lower than those for the LHIN due to not being able to map all the records to a sub-region.

Number of eConsults Received by LHIN 4 Specialists through the Ontario eConsult Program*



*Includes eConsults from Requesting Clinicians from inside and outside the LHIN

Number of eConsults Sent by LHIN 4 Requesting Clinicians - Ontario eConsult Program**



**Includes eConsults sent to Specialists inside and outside the LHIN

1.5 Appendix E: LHIN 5 – Central West

LHIN 5 - Provincial Product/Service % Penetration		
Product	LHIN 5 Penetration ¹	Change
eNotifications (Hospitals)*	25%	
HRM (Physicians)	37%	
HRM (Hospitals)	100%	
OLIS (Physicians)*	43%	

*OntarioMD has re-counted eligible hospital sites for HRM and eNotifications to align with the Ministry of Health Eligible Hospital Sites. There is no change in denominator for HRM and eNotifications sites for LHIN 5.

LHIN 5 - Physicians by Vendor/OntarioMD Service						
EMR Vendor	Physicians Live on Certified EMR ²				HRM	OLIS* Access Through EMR
	GP	SP	Unknown	Total		
ABELSoft Corporation	11	10		21	8	11
Alpha Healthcare Inc.	6			6	2	4
Canada Health Systems Inc.	34	16	3	53	23	34
Indivica Inc.	28	12		40	38	24
OSCAR EMR	139	67	2	208	127	72
P&P Data Systems Inc.	42	2	1	45	34	42
QHR Technologies Inc.	109	87	7	203	112	172
TELUS	142	41	3	186	112	167
YES Medical Systems	1		1	2		3
York-Med Systems Inc.		1		1		1
Total	512	236	17	765	456	530

* Source: eHealth Ontario

¹ HRM Penetration is based on Live Physicians, not Enrolled Physicians.

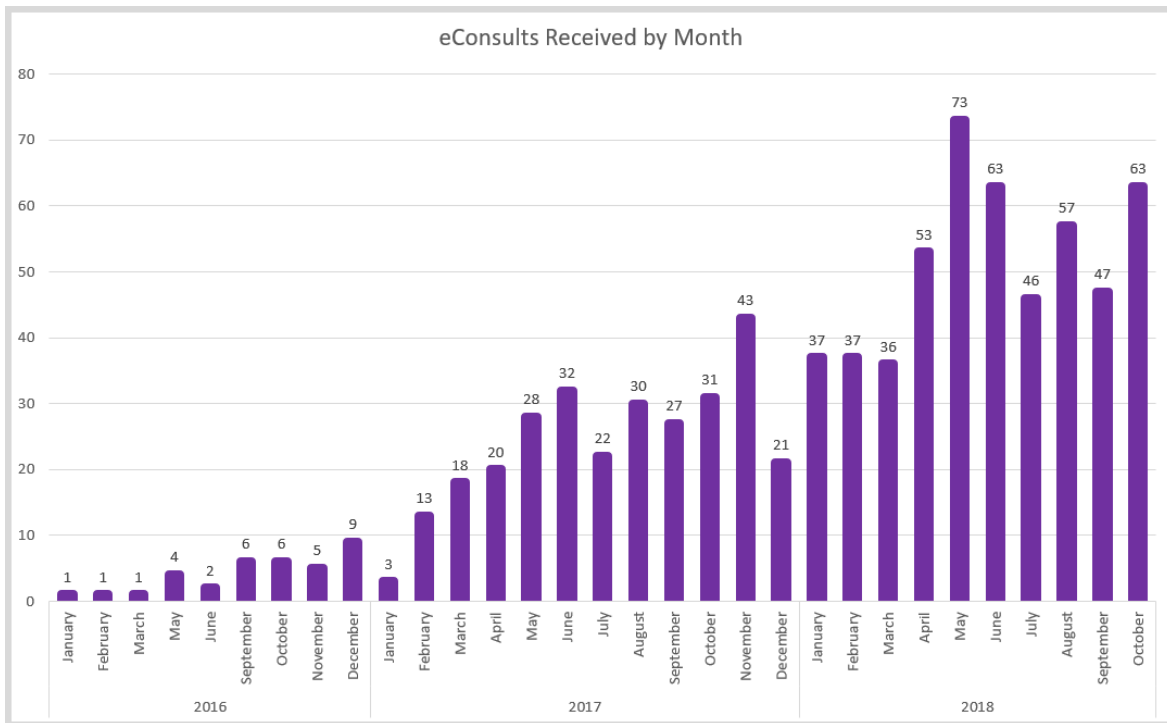
² Numbers have been updated to reflect the actual number of physicians, not funding positions.

LHIN 5 – ONE ID Penetration by Sub-Region*			
Sub-Region**	Physicians	Nurses	Total
Bolton-Caledon	21	4	25
Bramalea	197	11	208
Brampton	170	181	351
Dufferin	64	2	66
North Etobicoke Malton West Woodbridge	123		123
Total	575	198	773

**Source: eHealth Ontario*

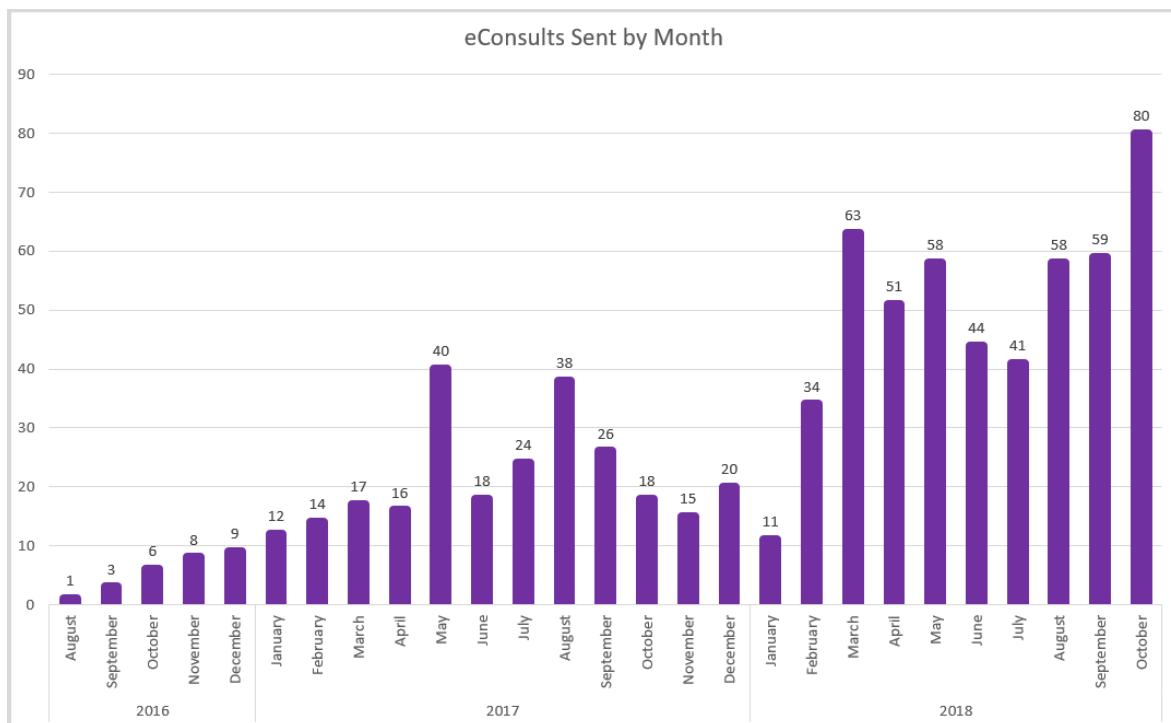
*** Totals may be slightly lower than those for the LHIN due to not being able to map all the records to a sub-region.*

Number of eConsults Received by LHIN 5 Specialists through the Ontario eConsult Program*



*Includes eConsults from Requesting Clinicians from inside and outside the LHIN

Number of eConsults Sent by LHIN 5 Requesting Clinicians - Ontario eConsult Program**



**Includes eConsults sent to Specialists inside and outside the LHIN

1.6 Appendix F: LHIN 6 – Mississauga Halton

LHIN 6 - Provincial Product/Service % Penetration		
Product	LHIN 6 Penetration ¹	Change
eNotifications (Hospitals)*	0%	
HRM (Physicians)	35%	
HRM (Hospitals)	100%	
OLIS (Physicians)*	40%	1%

*OntarioMD has re-counted eligible hospital sites for HRM and eNotifications to align with the Ministry of Health Eligible Hospital Sites. There is no change in denominator for HRM and eNotifications sites for LHIN 6.

LHIN 6 - Physicians by Vendor/OntarioMD Service						
EMR Vendor	Physicians Live on Certified EMR ²				HRM	OLIS* Access Through EMR
	GP	SP	Unknown	Total		
ABELSoft Corporation	21	30	1	52	14	35
Alpha Healthcare Inc.	2	1	1	4	1	1
Canada Health Systems Inc.	28	2		30	10	33
Indivica Inc.	31	3	1	35	30	8
OSCAR EMR	224	52	1	277	171	119
P&P Data Systems Inc.	8	6		14	4	11
QHR Technologies Inc.	181	105	10	296	190	272
TELUS	363	106	6	475	334	360
YES Medical Systems	3			3	1	3
York-Med Systems Inc.	1	3		4		4
Total	862	308	20	1,190	755	846

* Source: eHealth Ontario

¹ HRM Penetration is based on Live Physicians, not to Enrolled Physicians.

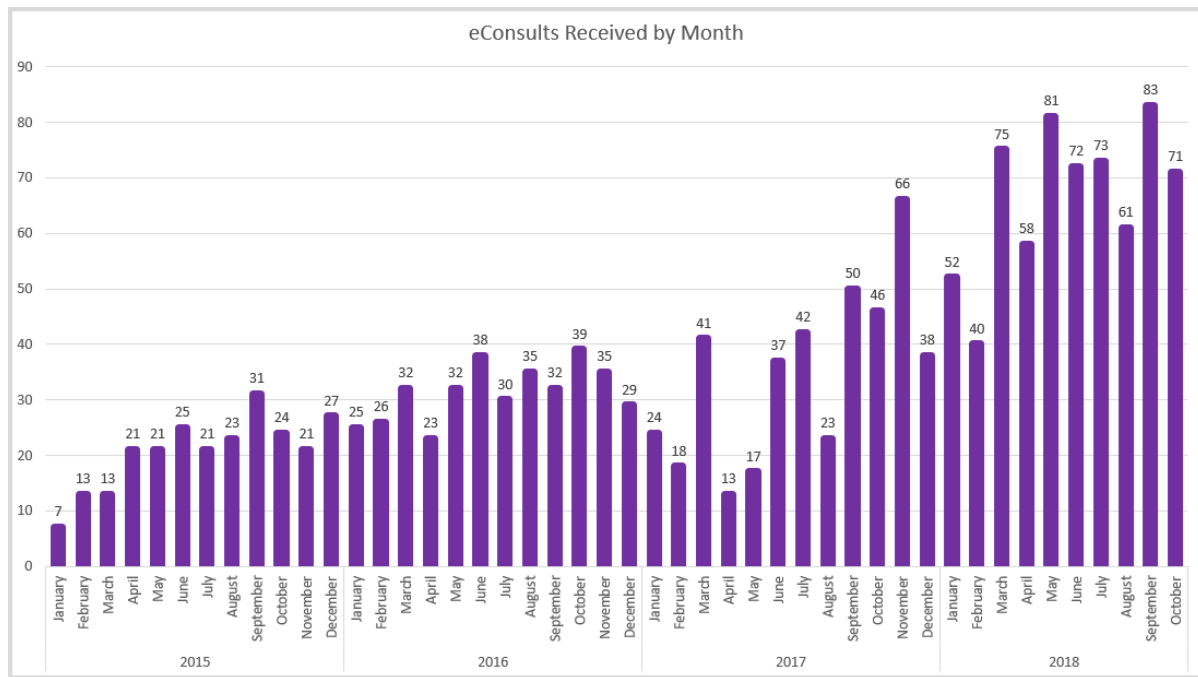
² Numbers have been updated to reflect the actual number of physicians, not funding positions.

LHIN 6 – ONE ID Penetration by Sub-Region*			
Sub-Region**	Physicians	Nurses	Total
East Mississauga	246	212	458
Halton Hills	34		34
Milton	69	38	107
North West Mississauga	188	170	358
Oakville	206	31	237
South Etobicoke	83	38	121
South West Mississauga	90	16	106
Total	916	505	1,421

*Source: eHealth Ontario

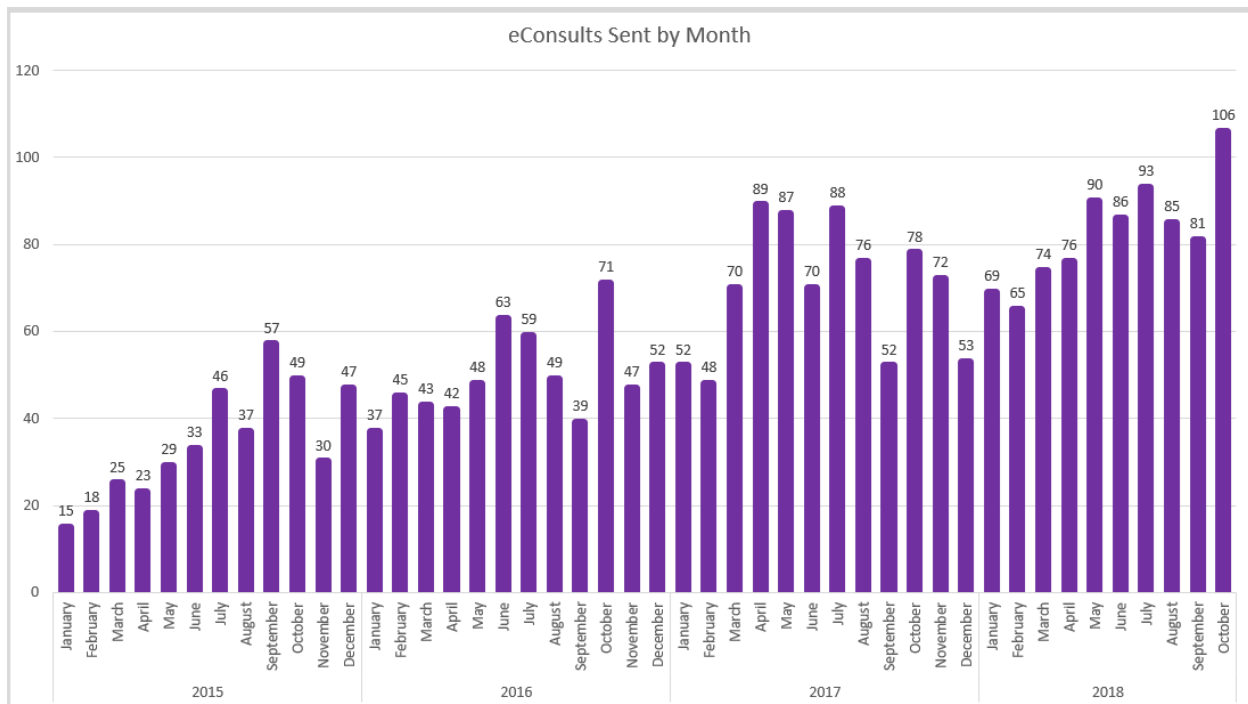
** Totals may be slightly lower than those for the LHIN due to not being able to map all the records to a sub-region.

Number of eConsults Received by LHIN 6 Specialists on eConsult BASE™ and OTN eConsult*



*Includes eConsults from Requesting Clinicians from inside and outside the LHIN

Number of eConsults Sent by LHIN 6 Requesting Clinicians on eConsult BASE and OTN eConsult**



**Includes eConsults sent to Specialists inside and outside the LHIN

1.7 Appendix G: LHIN 7 – Toronto Central

LHIN 7 - Provincial Product/Service % Penetration		
Product	LHIN 7 Penetration ¹	Change
eNotifications (Hospitals)*	16%	
HRM (Physicians)	19%	
HRM (Hospitals)	68%	
OLIS (Physicians)*	32%	1%

*OntarioMD has re-counted eligible hospital sites for HRM and eNotifications to align with the Ministry of Health Eligible Hospital Sites. Details of additional sites and their effect on penetration rates were provided in the April 2018 LHIN Report. For LHIN 7, UHN- Lyndhurst, UHN- Hillcrest and Sunnybrook Health Sciences – Orthopedic were added in May 2018.

LHIN 7 - Physicians by Vendor/OntarioMD Service						
EMR Vendor	Physicians Live on Certified EMR ²				HRM	OLIS* Access Through EMR
	GP	SP	Unknown	Total		
ABELSoft Corporation	49	49	2	100	41	69
Alpha Healthcare Inc.	19	3		22	19	21
Canada Health Systems Inc.	80	7	6	93	46	67
Indivica Inc.	185	25	2	212	146	81
OSCAR EMR	132	132	2	266	96	136
P&P Data Systems Inc.	62	14	1	77	12	55
QHR Technologies Inc.	144	338	3	485	224	568
TELUS	712	197	13	922	498	818
YES Medical Systems	1	9	2	12	1	12
York-Med Systems Inc.	1	4		5		4
Total	1,385	778	31	2,194	1,083	1,831

* Source: eHealth Ontario

¹ HRM Penetration is based on Live Physicians, not Enrolled Physicians.

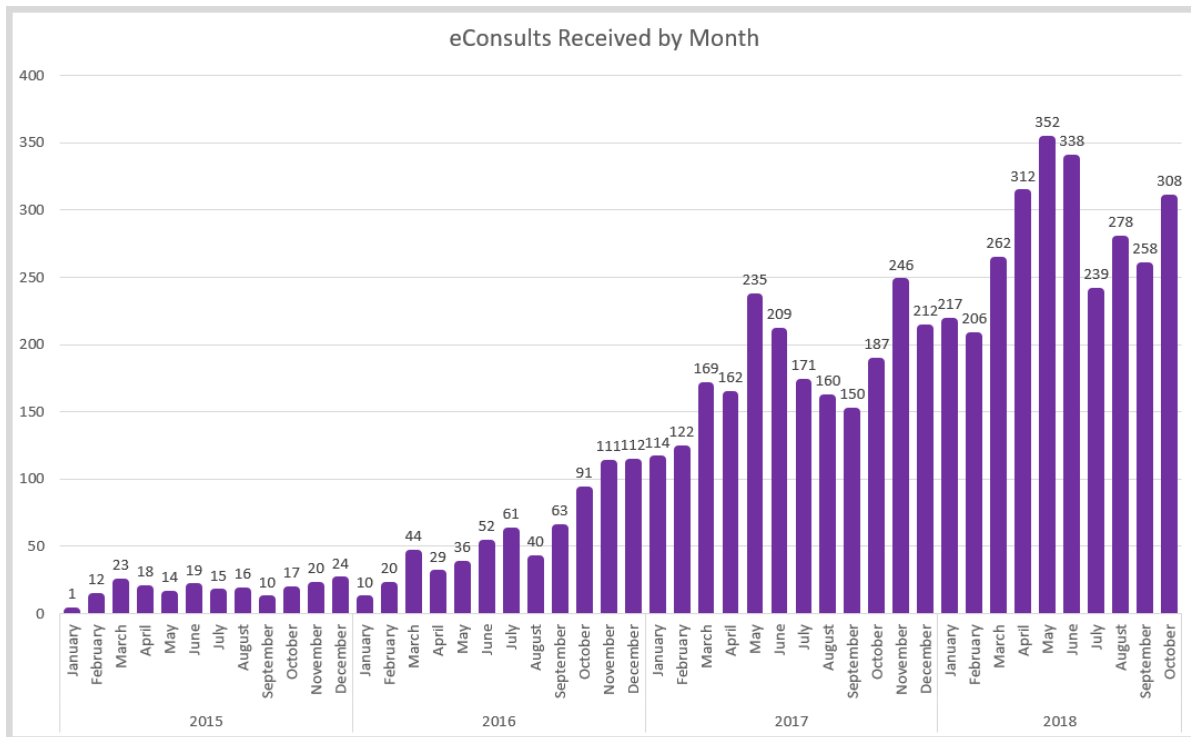
² Numbers have been updated to reflect the actual number of physicians, not funding positions.

LHIN 7 – ONE ID Penetration by Sub-Region*			
Sub-Region**	Physicians	Nurses	Total
East Toronto	302	70	372
Mid-East Toronto	483	369	852
Mid-West Toronto	2,703	264	2,967
North Toronto	544	116	660
West Toronto	213	27	240
Total	4,245	846	5,091

**Source: eHealth Ontario*

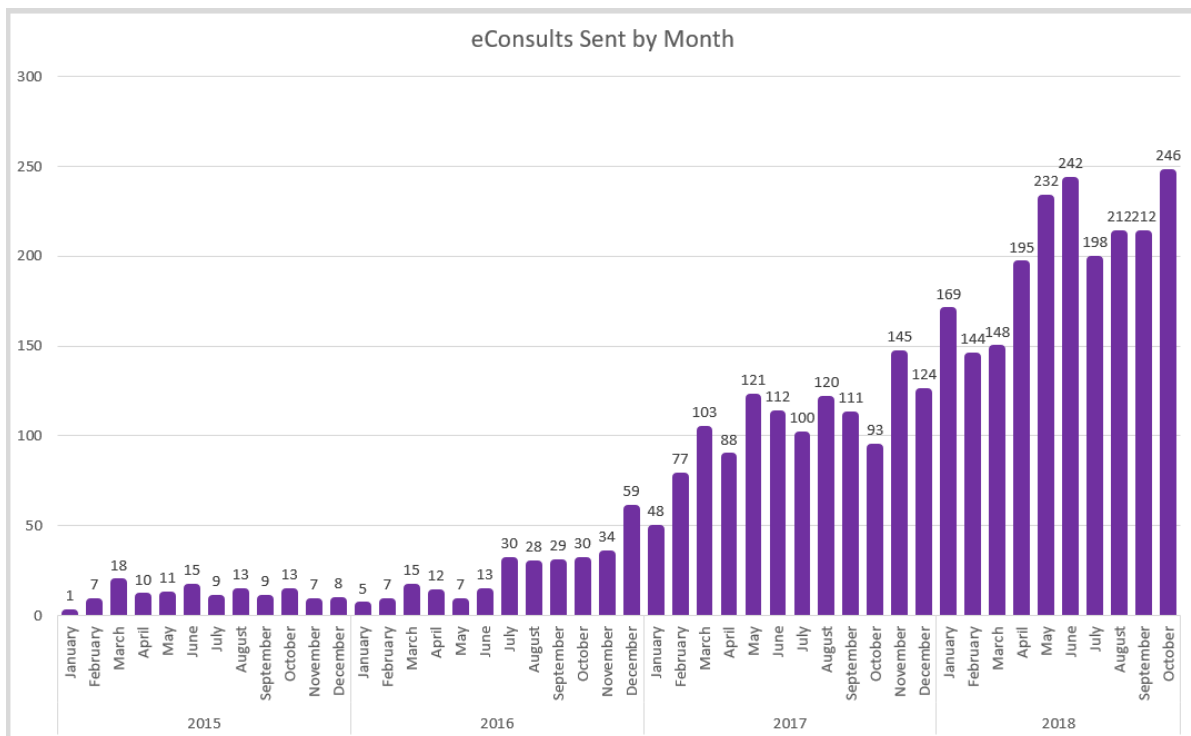
*** Totals may be slightly lower than those for the LHIN due to not being able to map all the records to a sub-region.*

Number of eConsults Received by LHIN 7 Specialists through the Ontario eConsult Program*



*Includes eConsults from Requesting Clinicians from inside and outside the LHIN

Number of eConsults Sent by LHIN 7 Requesting Clinicians - Ontario eConsult Program**



**Includes eConsults sent to Specialists inside and outside the LHIN

1.8 Appendix H: LHIN 8 – Central

LHIN 8 - Provincial Product/Service % Penetration		
Product	LHIN 8 Penetration ¹	Change
eNotifications (Hospitals)*	27%	
HRM (Physicians)	33%	-1%
HRM (Hospitals)	73%	
OLIS (Physicians)*	39%	1%

*OntarioMD has re-counted eligible hospital sites for HRM and eNotifications to align with the Ministry of Health Eligible Hospital Sites. Details of additional sites and their effect on penetration rates were provided in the April 2018 LHIN Report. There is no change in denominator for HRM and eNotifications sites for LHIN 8 in May 2018.

LHIN 8 - Physicians by Vendor/OntarioMD Service						
EMR Vendor	Physicians Live on Certified EMR ²				HRM	OLIS* Access Through EMR
	GP	SP	Unknown	Total		
ABELSoft Corporation	48	55	2	105	27	69
Alpha Healthcare Inc.	5	2		7	4	7
Canada Health Systems Inc.	28	13	2	43	20	34
Indivica Inc.	133	13	2	148	119	56
OSCAR EMR	143	100	5	248	133	125
P&P Data Systems Inc.	116	18	1	135	38	70
QHR Technologies Inc.	278	235	9	522	321	415
TELUS	502	149	13	664	442	492
YES Medical Systems	1	11	1	13	3	11
York-Med Systems Inc.	7	6	1	14	9	11
Total	1,261	602	36	1,899	1,116	1,290

* Source: eHealth Ontario

¹ HRM Penetration is based on Live Physicians, not Enrolled Physicians.

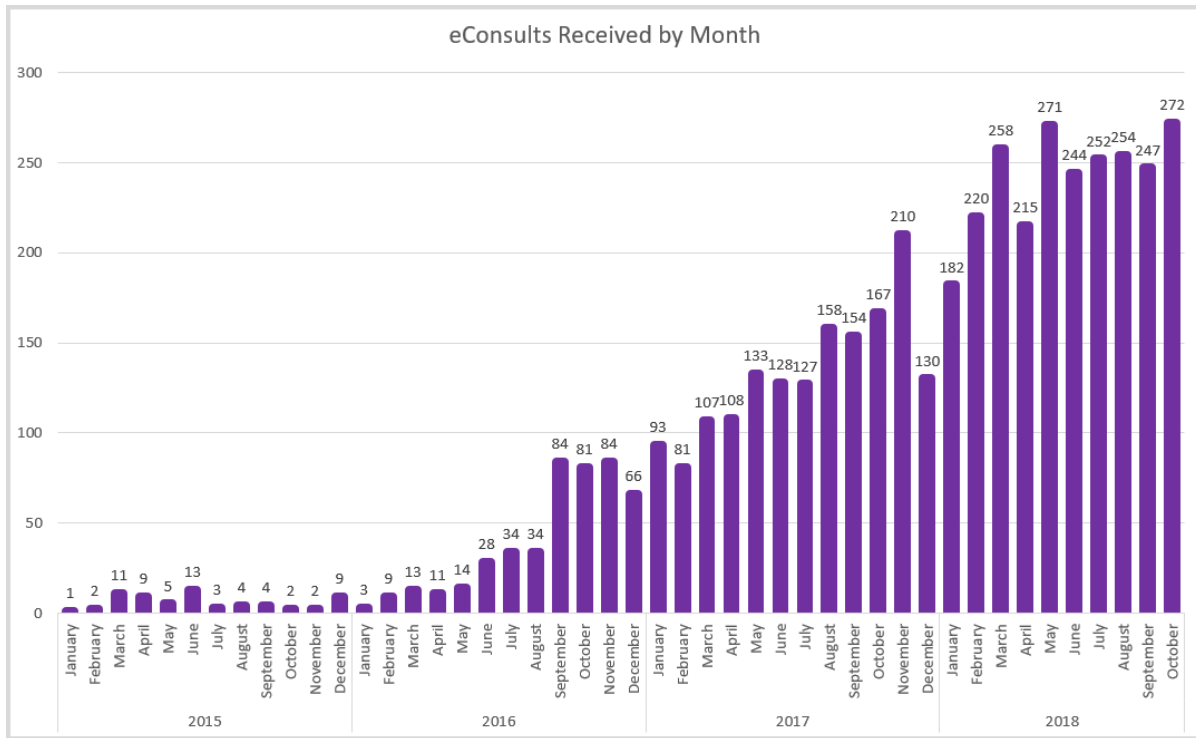
² Numbers have been updated to reflect the actual number of physicians, not funding positions.

LHIN 8 – ONE ID Penetration by Sub-Region*			
Sub-Region**	Physicians	Nurses	Total
Eastern York Region	236	18	254
North York Central	424	125	549
North York West	209	19	228
Northern York Region	240	157	397
South Simcoe	41	12	53
Western York Region	413	38	451
Total	1,563	369	1,932

*Source: eHealth Ontario

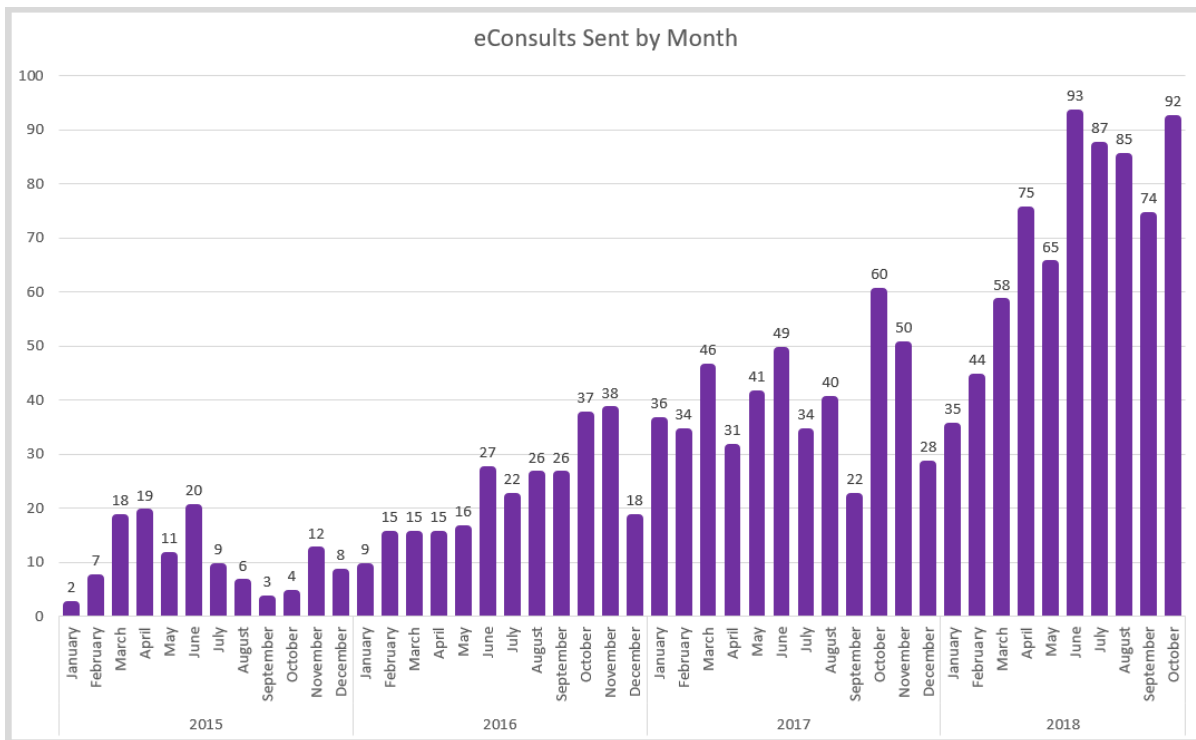
** Totals may be slightly lower than those for the LHIN due to not being able to map all the records to a sub-region.

Number of eConsults Received by LHIN 8 Specialists through the Ontario eConsult Program*



*Includes eConsults from Requesting Clinicians from inside and outside the LHIN

Number of eConsults Sent by LHIN 8 Requesting Clinicians - Ontario eConsult Program**



**Includes eConsults sent to Specialists inside and outside the LHIN

1.9 Appendix I: LHIN 9 – Central East

LHIN 9 - Provincial Product/Service % Penetration		
Product	LHIN 9 Penetration ¹	Change
eNotifications (Hospitals)*	20%	
HRM (Physicians)	43%	
HRM (Hospitals)	100%	
OLIS (Physicians)*	47%	1%

*OntarioMD has re-counted eligible hospital sites for HRM and eNotifications to align with the Ministry of Health Eligible Hospital Sites. Details of additional sites and their effect on penetration rates were provided in the April 2018 LHIN Report. For LHIN 9, Lakeridge Health – Whitby was added in May 2018.

LHIN 9 - Physicians by Vendor/OntarioMD Service						
EMR Vendor	Physicians Live on Certified EMR ²				HRM	OLIS* Access Through EMR
	GP	SP	Unknown	Total		
ABELSoft Corporation	28	23	1	52	19	33
Alpha Healthcare Inc.	8	2		10	6	7
Canada Health Systems Inc.	60	9		69	43	42
Indivica Inc.	56	15	1	72	59	29
OSCAR EMR	136	79	3	218	139	130
P&P Data Systems Inc.	51	9		60	31	36
QHR Technologies Inc.	189	163	10	362	239	264
TELUS	500	114	8	622	468	544
YES Medical Systems	1	8	2	11	7	6
York-Med Systems Inc.	7	8		15	5	13
Total	1,036	430	25	1,491	1,016	1,104

* Source: eHealth Ontario

¹ HRM Penetration is based on Live Physicians, not Enrolled Physicians.

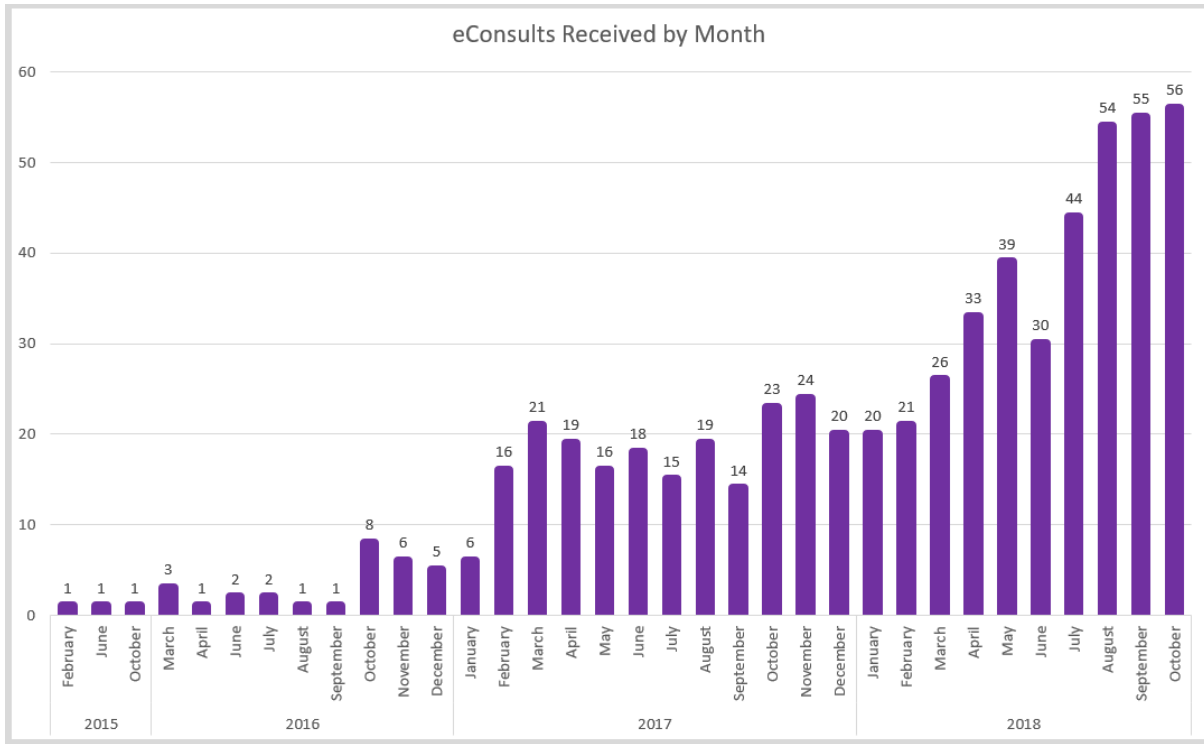
² Numbers have been updated to reflect the actual number of physicians, not funding positions.

LHIN 9 – ONE ID Penetration by Sub-Region*			
Sub-Region**	Physicians	Nurses	Total
Durham North East	278	242	520
Durham West	142	284	426
Haliburton County and City of Kawartha Lakes	108	49	157
Northumberland County	42	91	133
Peterborough City and County	117	60	177
Scarborough North	96	80	176
Scarborough South	380	223	603
Total	1,163	1,029	2,192

**Source: eHealth Ontario*

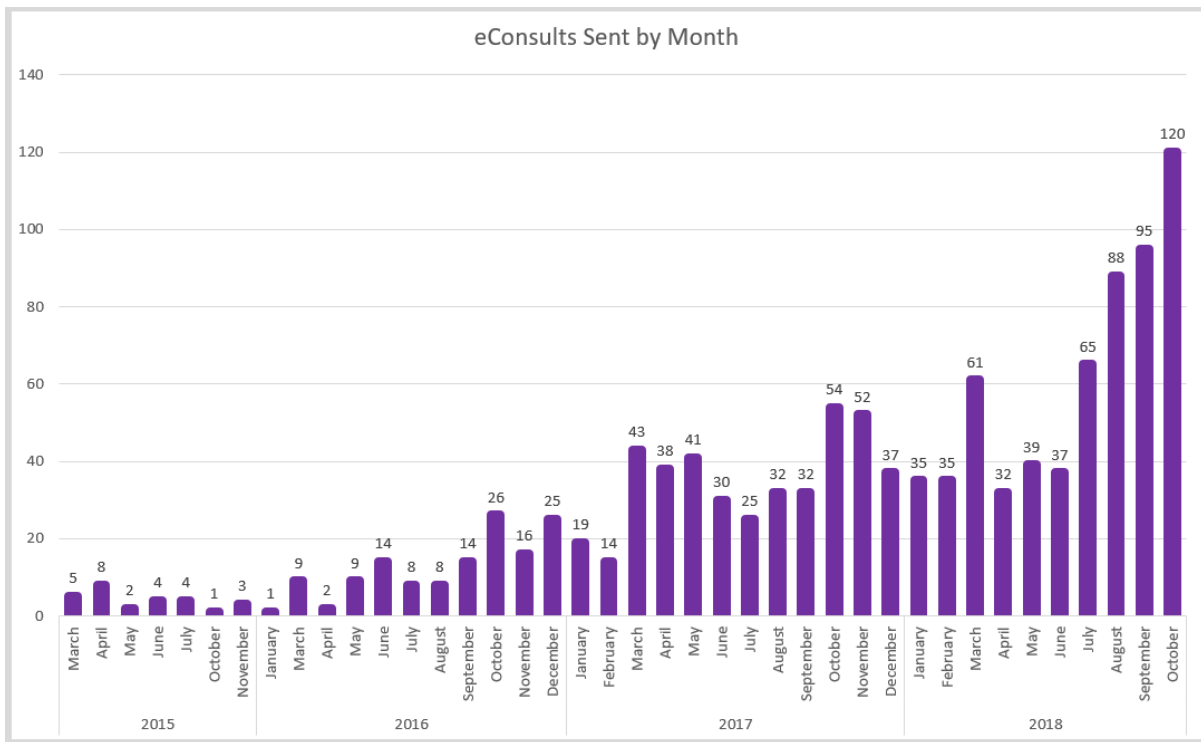
*** Totals may be slightly lower than those for the LHIN due to not being able to map all the records to a sub-region.*

Number of eConsults Received by LHIN 9 Specialists through the Ontario eConsult Program*



*Includes eConsults from Requesting Clinicians from inside and outside the LHIN

Number of eConsults Sent by LHIN 9 Requesting Clinicians - Ontario eConsult Program**



**Includes eConsults sent to Specialists inside and outside the LHIN

1.10 Appendix J: LHIN 10 – South East

LHIN 10 - Provincial Product/Service % Penetration		
Product	LHIN 10 Penetration ¹	Change
eNotifications (Hospitals)*	7%	
HRM (Physicians)	31%	
HRM (Hospitals)	100%	
OLIS (Physicians)*	41%	

*OntarioMD has re-counted eligible hospital sites for HRM and eNotifications to align with the Ministry of Health Eligible Hospital Sites. Details of additional sites and their effect on penetration rates were provided in the April 2018 LHIN Report. For LHIN 10, Brockville – St. Vincent De Paul and Brockville- St. Vincent De Paul (Garden St. Site) were added in May 2018.

LHIN 10 - Physicians by Vendor/OntarioMD Service						
EMR Vendor	Physicians Live on Certified EMR ²				HRM	OLIS* Access Through EMR
	GP	SP	Unknown	Total		
ABELSoft Corporation	1	8	1	10	2	11
Alpha Healthcare Inc.						
Canada Health Systems Inc.	1			1		3
Indivica Inc.	15	3		18	12	6
OSCAR EMR	81	11		92	42	48
P&P Data Systems Inc.	9	3		12	7	7
QHR Technologies Inc.	68	25	2	95	54	91
TELUS	312	31	8	351	254	337
YES Medical Systems		1		1	1	1
York-Med Systems Inc.		1		1	1	1
Total	487	83	11	581	373	505

* Source: eHealth Ontario

¹ HRM Penetration is based on Live Physicians, not Enrolled Physicians.

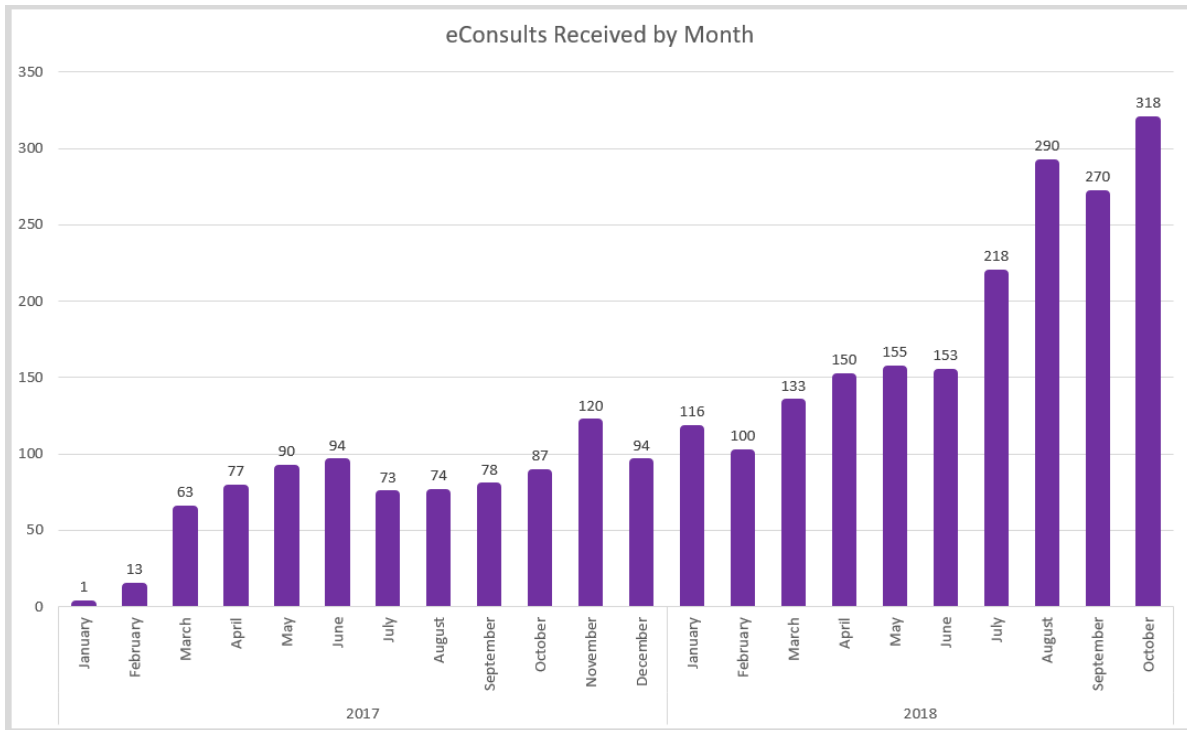
² Numbers have been updated to reflect the actual number of physicians, not funding positions.

LHIN 10 – ONE ID Penetration by Sub-Region*			
Sub-Region**	Physicians	Nurses	Total
Kingston	352	130	482
Lanark, Leeds & Grenville	89	77	166
Quinte	91	92	183
Rural Frontenac, Lennox & Addington	36	12	48
Rural Hastings	23		23
Total	591	311	902

*Source: eHealth Ontario

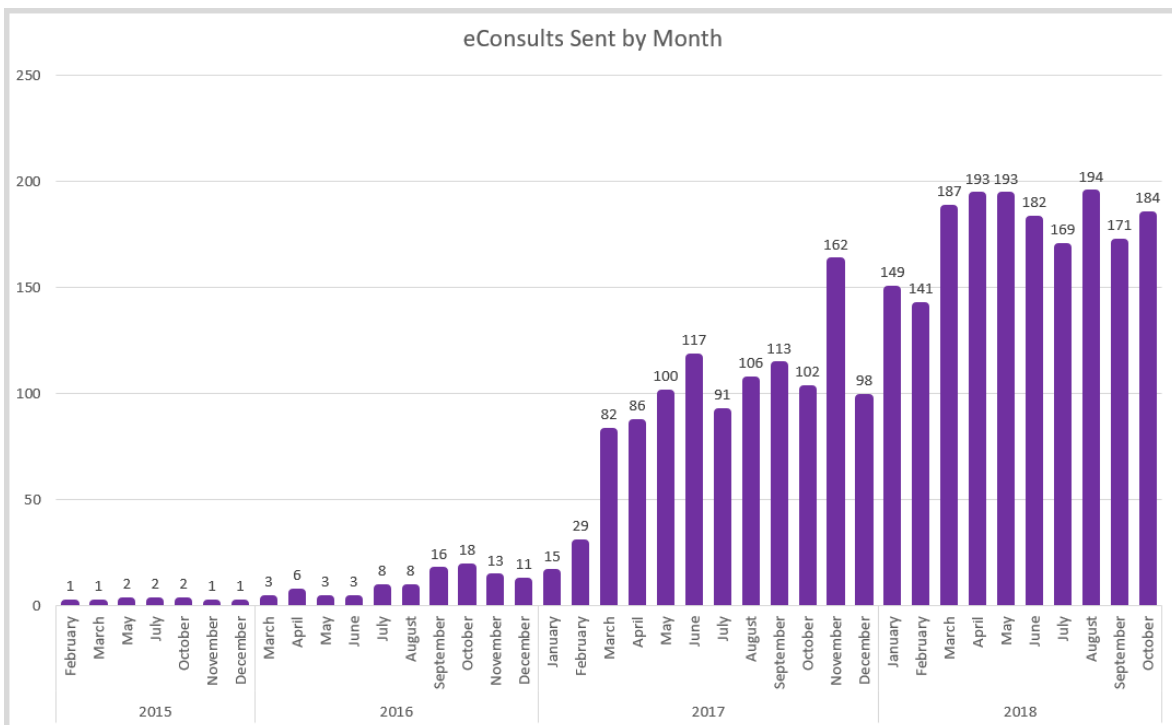
** Totals may be slightly lower than those for the LHIN due to not being able to map all the records to a sub-region.

Number of eConsults Received by LHIN 10 Specialists on eConsult BASE and OTN eConsult*



*Includes eConsults from Requesting Clinicians from inside and outside the LHIN

Number of eConsults Sent by LHIN 10 Requesting Clinicians on eConsult BASE and OTN eConsult**



**Includes eConsults sent to Specialists inside and outside the LHIN

1.11 Appendix K: LHIN 11 – Champlain

LHIN 11 - Provincial Product/Service % Penetration		
Product	LHIN 11 Penetration	Change
eNotifications (Hospitals)*	42%	
HRM (Physicians)	26%	
HRM (Hospitals)	79%	
OLIS (Physicians)*	41%	

*OntarioMD has re-counted eligible hospital sites for HRM and eNotifications to align with the Ministry of Health Eligible Hospital Sites. Details of additional sites and their effect on penetration rates were provided in the April 2018 LHIN Report. There is no change in denominator for HRM and eNotifications sites for LHIN 11 in May 2018.

LHIN 11 - Physicians by Vendor/OntarioMD Service						
EMR Vendor	Physicians Live on Certified EMR ²				HRM	OLIS* Access Through EMR
	GP	SP	Unknown	Total		
ABELSoft Corporation	4	26		30	4	30
Alpha Healthcare Inc.		1		1	1	
Canada Health Systems Inc.	63	47	2	112	63	55
Indivica Inc.	56	6	1	63	48	50
OSCAR EMR	152	50	1	203	129	122
P&P Data Systems Inc.	58	2	1	61	15	22
QHR Technologies Inc.	156	135	3	294	116	266
TELUS	887	198	13	1,098	574	933
YES Medical Systems						
York-Med Systems Inc.		1		1		2
Total	1,376	466	21	1,863	950	1,480

* Source: eHealth Ontario

¹ HRM Penetration is based on Live Physicians, not Enrolled Physicians.

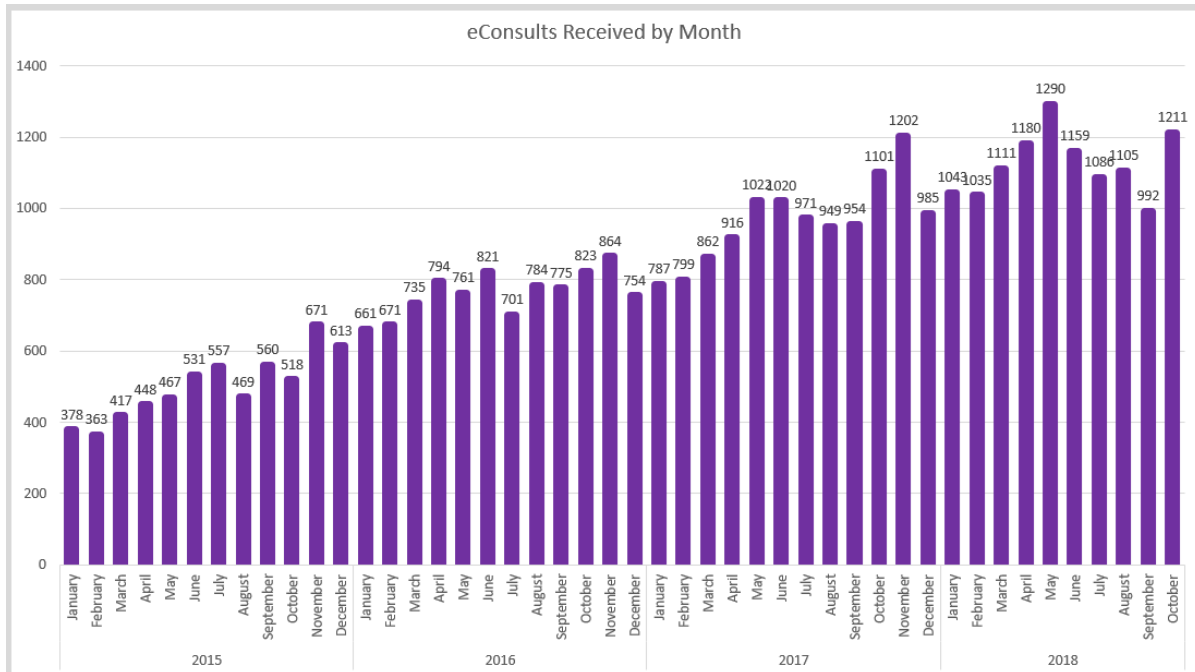
² Numbers have been updated to reflect the actual number of physicians, not funding positions.

LHIN 11 – ONE ID Penetration by Sub-Region*			
Sub-Region**	Physicians	Nurses	Total
Central Ottawa	670	208	878
Eastern Champlain	120	179	299
Eastern Ottawa	147	5	152
Western Champlain	130	147	277
Western Ottawa	183	34	217
Total	1,250	573	1,823

**Source: eHealth Ontario*

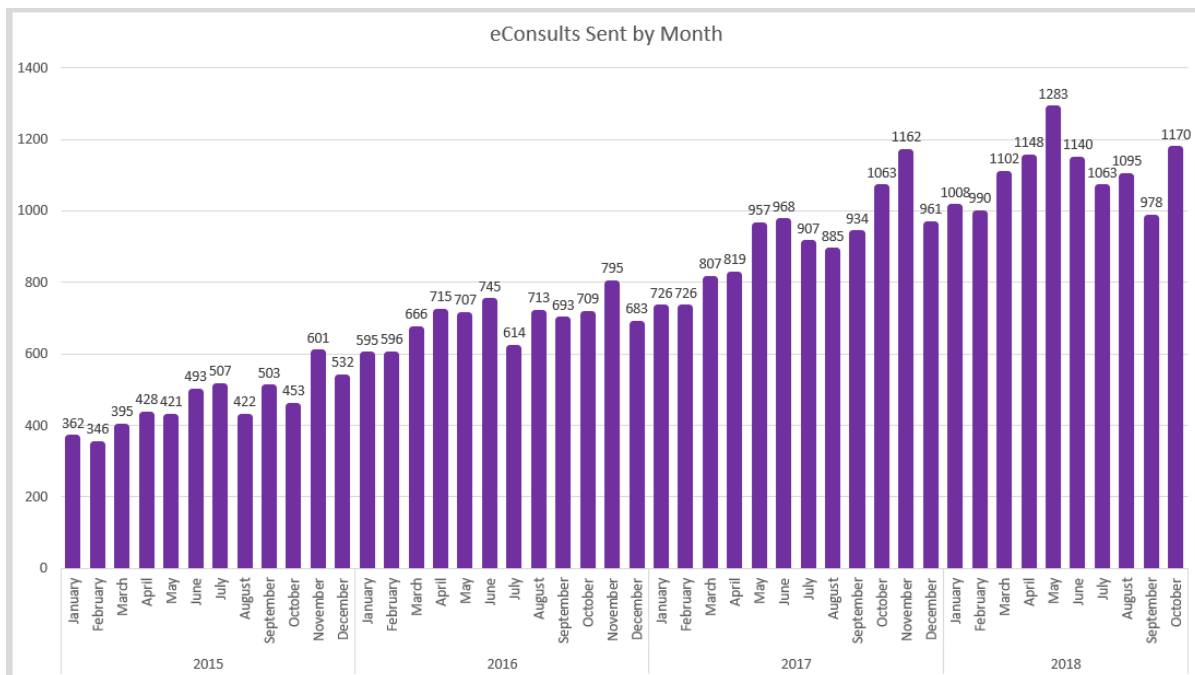
*** Totals may be slightly lower than those for the LHIN due to not being able to map all the records to a sub-region.*

Number of eConsults received by LHIN 11 Specialists on eConsult BASE*



*Includes eConsults from Requesting Clinicians from inside and outside the LHIN

Number of eConsults sent by LHIN 11 Requesting Clinicians on eConsult BASE**



**Includes eConsults sent to Specialists inside and outside the LHIN

1.12 Appendix L: LHIN 12 – North Simcoe Muskoka

LHIN 12 - Provincial Product/Service % Penetration		
Product	LHIN 12 Penetration ¹	Change
eNotifications (Hospitals)*	13%	
HRM (Physicians)	50%	
HRM (Hospitals)	88%	
OLIS (Physicians)*	52%	1%

*OntarioMD has re-counted eligible hospital sites for HRM and eNotifications to align with the Ministry of Health Eligible Hospital Sites. Details of additional sites and their effect on penetration rates were provided in the April 2018 LHIN Report. There is no change in denominator for HRM and eNotifications sites for LHIN 12 in May 2018.

LHIN 12 - Physicians by Vendor/OntarioMD Service						
EMR Vendor	Physicians Live on Certified EMR ²				HRM	OLIS* Access Through EMR
	GP	SP	Unknown	Total		
ABELSoft Corporation	1	1	1	3	1	5
Alpha Healthcare Inc.	7			7	5	4
Canada Health Systems Inc.			1	1		1
Indivica Inc.		1		1	1	2
OSCAR EMR	17	7		24	12	7
P&P Data Systems Inc.		1		1		
QHR Technologies Inc.	197	76	2	275	204	199
TELUS	187	40	6	233	184	200
YES Medical Systems						
York-Med Systems Inc.		2		2	2	2
Total	409	128	10	547	409	420

* Source: eHealth Ontario

¹ HRM Penetration is based on Live Physicians, not Enrolled Physicians.

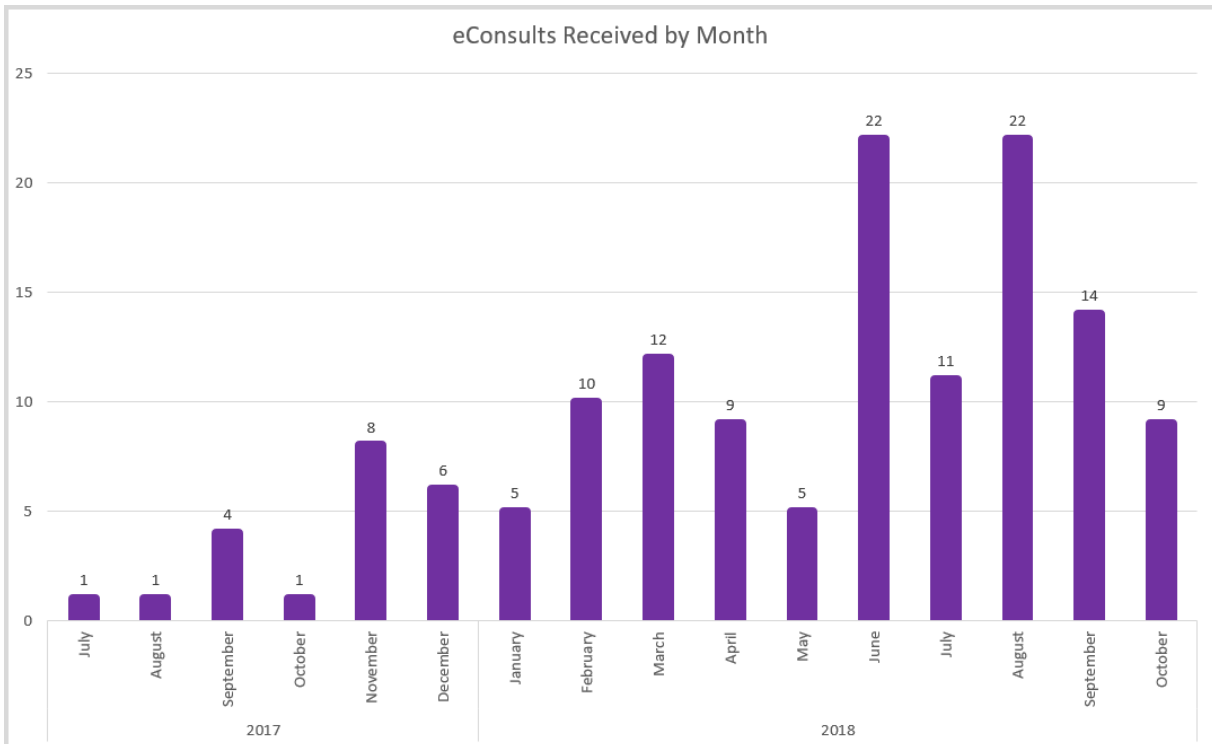
² Numbers have been updated to reflect the actual number of physicians, not funding positions.

LHIN 12 – ONE ID Penetration by Sub-Region*			
Sub-Region**	Physicians	Nurses	Total
Barrie and Area	270	83	353
Couchiching	83	30	113
Muskoka	58	70	128
North Simcoe	66	28	94
South Georgian Bay	57	22	79
Total	534	233	767

*Source: eHealth Ontario

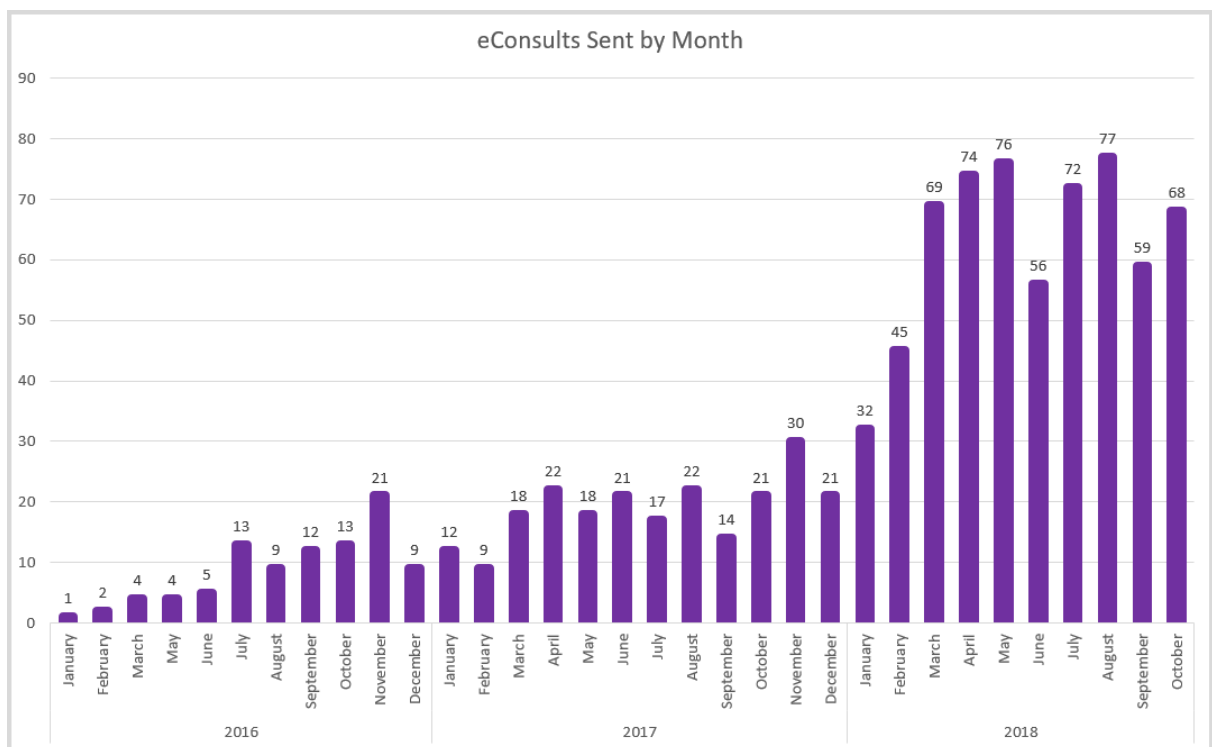
** Totals may be slightly lower than those for the LHIN due to not being able to map all the records to a sub-region.

Number of eConsults Received by LHIN 12 Specialists through the Ontario eConsult Program*



*Includes eConsults from Requesting Clinicians from inside and outside the LHIN

Number of eConsults Sent by LHIN 12 Requesting Clinicians - Ontario eConsult Program**



**Includes eConsults sent to Specialists inside and outside the LHIN

1.13 Appendix M: LHIN 13 – North East

LHIN 13 - Provincial Product/Service % Penetration		
Product	LHIN 13 Penetration ¹	Change
eNotifications (Hospitals)*	38%	
HRM (Physicians)	11%	
HRM (Hospitals)	0%	
OLIS (Physicians)*	46%	1%

*OntarioMD has re-counted eligible hospital sites for HRM and eNotifications to align with the Ministry of Health Eligible Hospital Sites. Details of additional sites and their effect on penetration rates were provided in the April 2018 LHIN Report. There is no change in denominator for HRM and eNotifications sites for LHIN 13 in May 2018.

LHIN 13 - Physicians by Vendor/OntarioMD Service						
EMR Vendor	Physicians Live on Certified EMR ²				HRM	OLIS* Access Through EMR
	GP	SP	Unknown	Total		
ABELSoft Corporation	1	6		7	1	4
Alpha Healthcare Inc.		1		1		1
Canada Health Systems Inc.	2			2		5
Indivica Inc.	1			1		4
OSCAR EMR	22	1		23	5	10
P&P Data Systems Inc.	30	9	1	40	1	8
QHR Technologies Inc.	67	25	4	96	15	103
TELUS	286	51	7	344	95	342
YES Medical Systems						
York-Med Systems Inc.	8	3		11		8
Total	417	96	12	525	117	485

* Source: eHealth Ontario

¹ HRM Penetration is based on Live Physicians, not Enrolled Physicians.

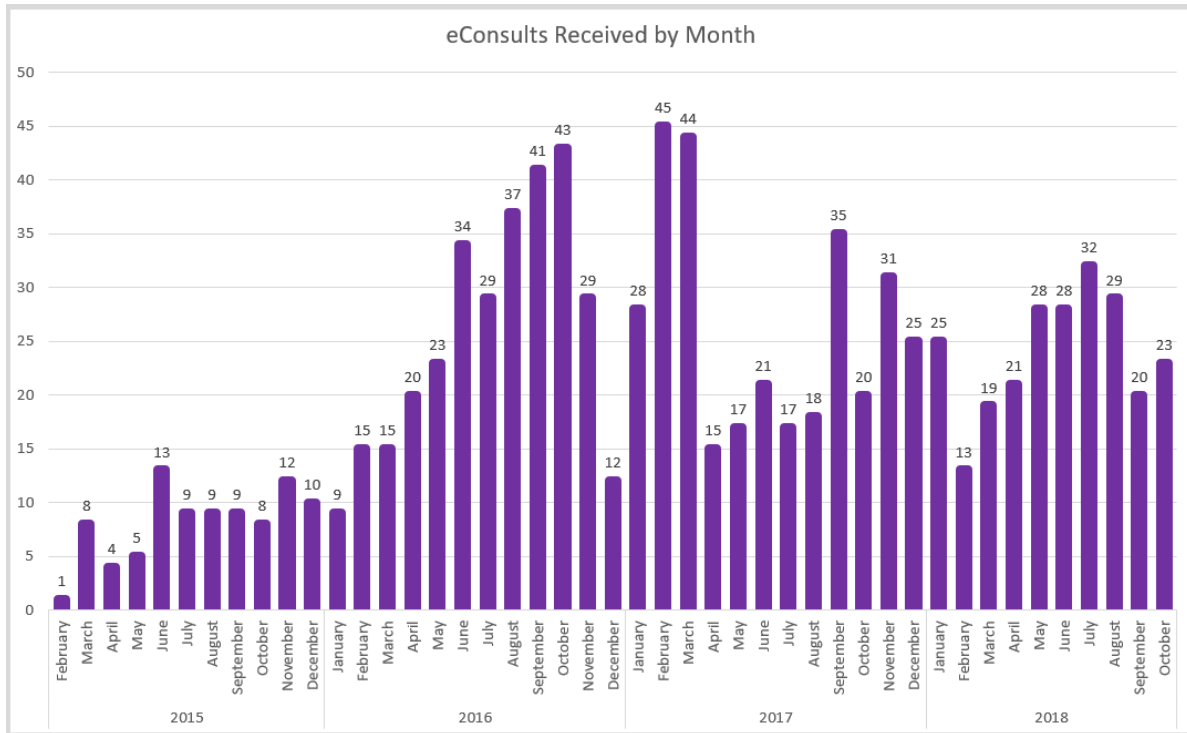
² Numbers have been updated to reflect the actual number of physicians, not funding positions.

LHIN 13 – ONE ID Penetration by Sub-Region*			
Sub-Region**	Physicians	Nurses	Total
Algoma	114	147	261
Cochrane	83	129	212
James and Hudson Bay Coasts	7	6	13
Nipissing-Temiskaming	131	142	273
Sudbury-Manitoulin-Parry Sound	276	279	555
Total	611	703	1,314

**Source: eHealth Ontario*

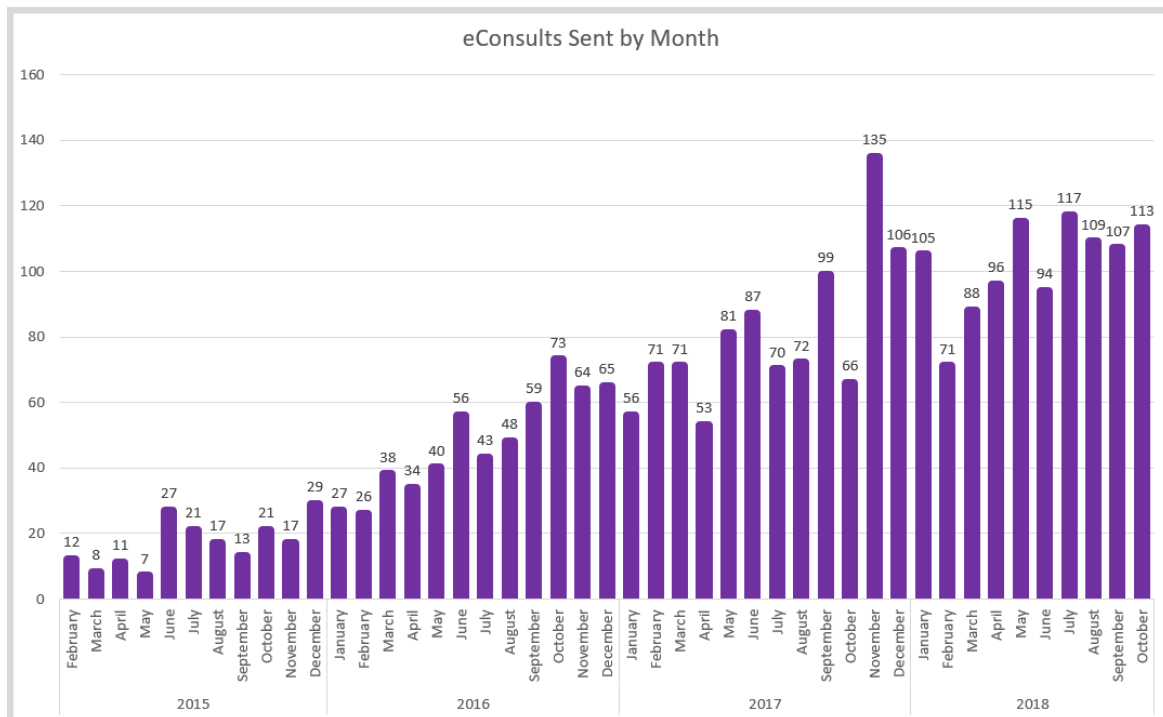
*** Totals may be slightly lower than those for the LHIN due to not being able to map all the records to a sub-region.*

Number of eConsults Received by LHIN 13 Specialists through the Ontario eConsult Program*



*Includes eConsults from Requesting Clinicians from inside and outside the LHIN

Number of eConsults Sent by LHIN 13 Requesting Clinicians - Ontario eConsult Program**



**Includes eConsults sent to Specialists inside and outside the LHIN

1.14 Appendix N: LHIN 14 – North West

LHIN 14 - Provincial Product/Service % Penetration		
Product	LHIN 14 Penetration ¹	Change
eNotifications (Hospitals)*	100%	
HRM (Physicians)	2%	2%
HRM (Hospitals)		
OLIS (Physicians)*	33%	

*OntarioMD has re-counted eligible hospital sites for HRM and eNotifications to align with the Ministry of Health Eligible Hospital Sites. Details of additional sites and their effect on penetration rates were provided in the April 2018 LHIN Report. There is no change in denominator for HRM and eNotifications sites for LHIN 14 in May 2018.

LHIN 14 - Physicians by Vendor/OntarioMD Service						
EMR Vendor	Physicians Live on Certified EMR ²				HRM	OLIS* Access Through EMR
	GP	SP	Unknown	Total		
ABELSoft Corporation	7	2		9		9
Alpha Healthcare Inc.						
Canada Health Systems Inc.	1	3		4		4
Indivica Inc.						
OSCAR EMR	50			50		2
P&P Data Systems Inc.	17	6		23		2
QHR Technologies Inc.	34	18		52	5	63
TELUS	86	46	3	135	4	95
YES Medical Systems						
York-Med Systems Inc.						
Total	195	75	3	273	9	175

* Source: eHealth Ontario

¹ HRM Penetration is based on Live Physicians, not Enrolled Physicians.

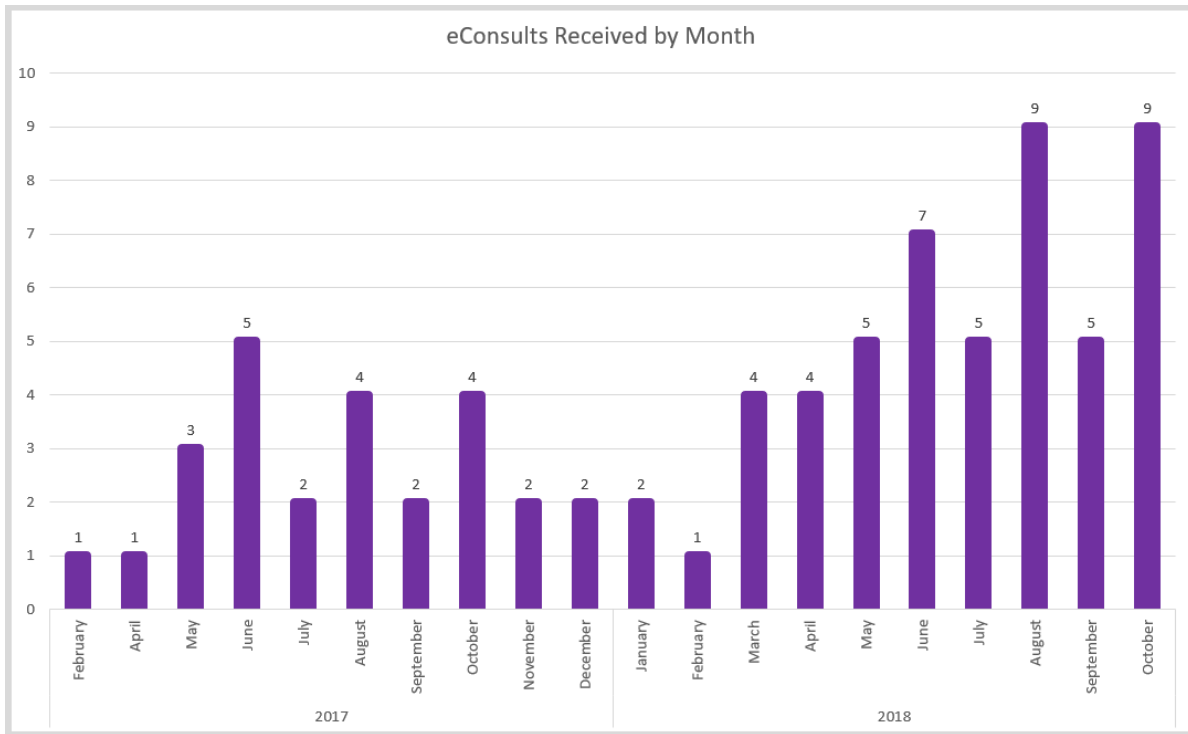
² Numbers have been updated to reflect the actual number of physicians, not funding positions.

LHIN 14 – ONE ID Penetration by Sub-Region*			
Sub-Region**	Physicians	Nurses	Total
City of Thunder Bay	216	180	396
District of Kenora	42	114	156
District of Rainy River	21	10	31
District of Thunder Bay	17	9	26
Northern	20	3	23
Total	316	316	632

*Source: eHealth Ontario

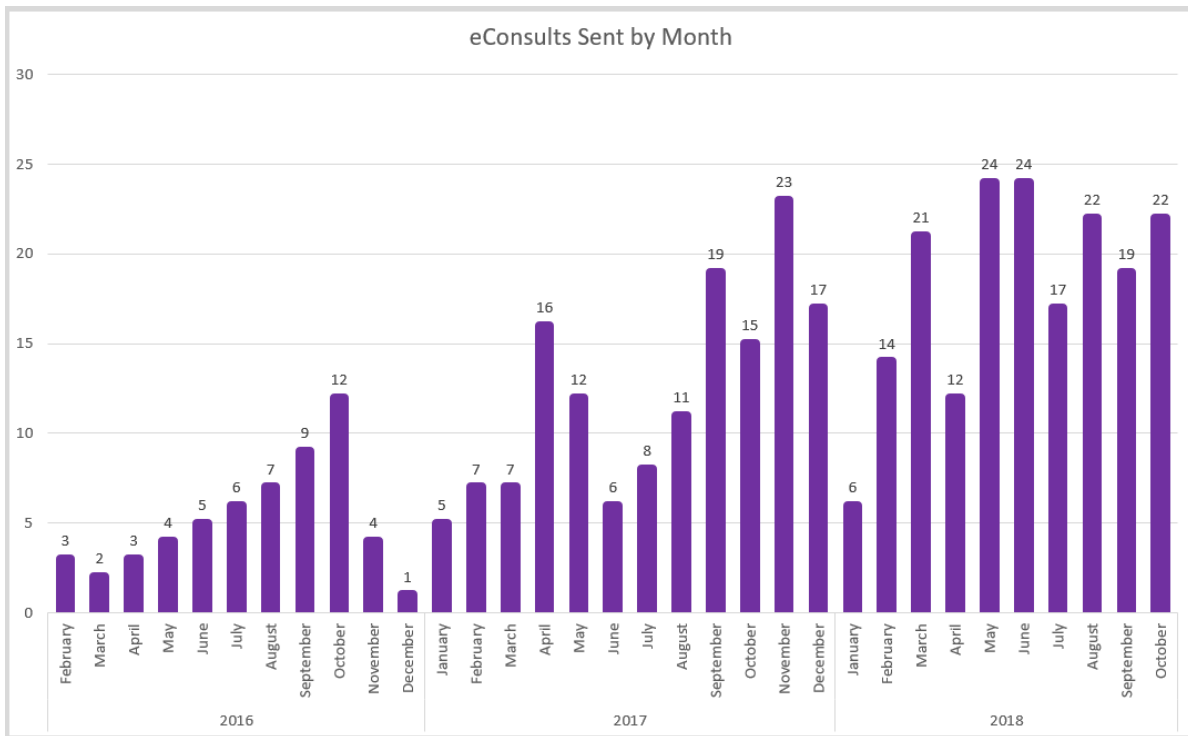
** Totals may be slightly lower than those for the LHIN due to not being able to map all the records to a sub-region.

Number of eConsults Received by LHIN 14 Specialists through the Ontario eConsult Program*



*Includes eConsults from Requesting Clinicians from inside and outside the LHIN

Number of eConsults Sent by LHIN 14 Requesting Clinicians - Ontario eConsult Program**



**Includes eConsults sent to Specialists inside and outside the LHIN