



**OntarioMD Stakeholder Report**  
**Products and Services by LHIN**  
**March 2019**

**Prepared: April 2019**

# Contents

- 1. EXECUTIVE NOTES FOR MARCH.....3**
- 2. INTRODUCTION .....4**
- 3. ONTARIOMD, ONTARIO HEALTH AND ONTARIO HEALTH TEAMS .....5**  
 WHAT WE DO.....5
- 4. ONTARIOMD PRODUCTS AND SERVICES.....5**
- 5. PROOF OF CONCEPTS 2019 .....10**
- 6. TABLES BY VENDOR AND LHIN VIEW .....12**  
 TABLE 1: FAMILY PHYSICIANS, SPECIALISTS AND NURSE PRACTITIONERS BY ONTARIOMD-CERTIFIED EMR OFFERING PER  
 PRODUCT / SERVICE ..... 12  
 TABLE 2: PRODUCT PENETRATION BY COMMUNITY-BASED FAMILY PHYSICIANS AND SPECIALISTS BY LHIN..... 13  
 TABLE 3: HRM PRODUCT PENETRATION BY COMMUNITY-BASED FAMILY PHYSICIANS, SPECIALISTS AND NURSE PRACTITIONERS  
 BY LHIN..... 14  
 TABLE 4: HRM AND OLIS PENETRATION BY PHYSICIANS BY LHIN ..... 15  
 TABLE 5: ECONSULT PRODUCT PENETRATION BY PHYSICIANS AND NURSE PRACTITIONERS BY LHIN ..... 17  
**TABLE 6: EMR QUALITY DASHBOARD PHASE 2 PHYSICIAN PARTICIPATION BY LHIN ..... 18**  
**TABLE 7: ONTARIOMD PRIVACY & SECURITY TRAINING COMPLETED BY LHIN ..... 18**  
**TABLE 7: ONE ID PRODUCT PENETRATION BY PHYSICIANS AND NURSES BY LHIN..... 19**
- 7. APPENDICES .....20**  
 1.1 APPENDIX A: LHIN 1 – ERIE ST. CLAIR ..... 20  
 1.2 APPENDIX B: LHIN 2 – SOUTH WEST ..... 24  
 1.3 APPENDIX C: LHIN 3 – WATERLOO WELLINGTON..... 28  
 1.4 APPENDIX D: LHIN 4 – HAMILTON NIAGARA HALDIMAND BRANT..... 32  
 1.5 APPENDIX E: LHIN 5 – CENTRAL WEST..... 36  
 1.6 APPENDIX F: LHIN 6 – MISSISSAUGA HALTON ..... 40  
 1.7 APPENDIX G: LHIN 7 – TORONTO CENTRAL..... 44  
 1.8 APPENDIX H: LHIN 8 – CENTRAL ..... 48  
 1.9 APPENDIX I: LHIN 9 – CENTRAL EAST ..... 52  
 1.10 APPENDIX J: LHIN 10 – SOUTH EAST..... 56  
 1.11 APPENDIX K: LHIN 11 – CHAMPLAIN ..... 60  
 1.12 APPENDIX L: LHIN 12 – NORTH SIMCOE MUSKOKA..... 64  
 1.13 APPENDIX M: LHIN 13 – NORTH EAST ..... 68  
 1.14 APPENDIX N: LHIN 14 – NORTH WEST ..... 72

## 1. Executive Notes for March

### Supporting Our Partners

OntarioMD is ready to support clinicians with innovative digital health and quality improvement tools and approaches required to address their practice needs for providing integrated care in Ontario Health Teams as they take shape across the province. OntarioMD supports system partners such as the Ministry of Health and Long-Term Care (MOHLTC), the organizations that comprise Ontario Health and the Ontario Telemedicine Network (OTN), using a streamlined onboarding approach that bundles multiple digital health offerings in Ontario's digital health asset inventory into a single visit. This bundled approach is appreciated by clinicians for being more efficient and convenient.

**Ministry of Health and Long-Term Care** – OntarioMD is working with the MOHLTC and eHealth Ontario to connect community-based physicians and nurse practitioners who use OntarioMD-certified EMRs to the the **Digital Health Drug Repository (DHDR)** and **Digital Health Immunization Repository (DHIR)** from their EMRs. The DHDR provides clinicians with real-time access to view dispensed drug data, pharmacy service information and comprehensive immunization information as well as the ability to submit immunization information to DHIR according to the provincial immunization schedule for public health purposes. Four EMR vendors - Indivica, OSCAR EMR, QHR Technologies and YMS - will integrate their certified EMR offerings directly with the DHDR and the DHIR during the Limited Production Release (LPR) phase.

**Ontario Telemedicine Network's eVisits** - OntarioMD continues to support existing users while the province explores expansion options and Benefits Evaluation results.

**Cancer Care Ontario ColonCancerCheck Program** – OntarioMD is collaborating with the MOHLTC, Cancer Care Ontario and EMR vendors to integrate the new requisition form for fecal immunochemical tests (FIT) available to primary care clinicians in their certified EMRs when the new FIT test becomes available on June 24, 2019.

### eConsult-EMR Integration Evaluation Results

OntarioMD conducted a survey of physicians who are participating in the eConsult EMR integration pilot. From the responses received, physicians reported that they are **saving an average of almost five minutes per eConsult** when launching eConsult via their EMR compared to via the OTNhub. Other findings include:

- 90% agreed submitting eConsult through EMRs improves workflow
- 85% would recommend eConsult accessed through their EMR to colleagues
- 80% agreed submitting an eConsult through their EMR was easy

OntarioMD continues this important work based on physicians' preferences and patients' needs. It has also published the [EMR eConsult Specification](#) to guide vendors with certified EMR offerings to enable clinicians to connect to eConsult directly from their EMRs.

## **EMR Quality Dashboard**

The EMR Quality Dashboard successfully completed the Proof of Concept (PoC) phase, which ended on March 31, 2019. Over the course of the PoC, clinician participation grew to 500. Clinicians have access to, and are using, 30 indicators to manage their patient populations. OntarioMD surveyed them to understand their use and satisfaction with this digital health tool and the change management support provided by OntarioMD. One of the key insights we gained was that 87% of the indicators showed that clinicians saw results from improvements, such as recording smoking status or Hba1c results, after only 90 days. We also learned that clinicians who had in-person support and training from OntarioMD staff said it was key to their sustained use (60%), demonstrating the value of our in-person engagements. In preparation for provincial expansion of the EMR Quality Dashboard, OntarioMD is focused on enhancing the associated quality improvement advisory service to support Dashboard-connected clinicians to improve EMR data quality and patient care. We have also published the [Draft for Use EMR Specification and Indicator Library](#) on our website for vendors with certified EMR offerings.

## **OntarioMD Educational Events**

OntarioMD offers a range of learning opportunities as part of our commitment to educating physicians and their staff on digital health best practices. The EMR: Every Step Conference, the largest conference series in Canada dedicated to digital health and EMRs and integrated digital tools, will be held on [June 13 in Ottawa](#) and on [September 26 in Toronto](#). Julie Drury, Chair of the Minister's Patient and Family Advisory Council for the MOHLTC is the keynote speaker in Ottawa. The [Call for Abstracts](#) is now open for the Toronto Conference. Early Bird registration at a discounted rate is now open for both conferences.

### ***On the Road with OntarioMD***

Our 'On the Road with OntarioMD' regional educational seminars offering one hour of didactic learning on clinically relevant topics followed by hands-on demonstrations and small group discussions with Peer Leaders are taking a break while we plan for a new topic and new locations.

## **2. Introduction**

The purpose of this report is to provide a monthly update on the provincial view of community-based family physicians' and community specialists' adoption and optimized use of certified EMRs and digital health tools and services integrated with certified EMRs. Except where indicated, this report does not include information about adoption of the referenced digital health applications by nurse practitioners or other health care service providers.

By helping physicians become increasingly proficient EMR users, OntarioMD assists physician practices in realizing more clinical value and full potential digital health tools and services to enhance patient care. These tools and services are also improving Ontarians' access to care and improving clinical outcomes through integration with EMRs and an increasingly integrated and coordinated health care system.

### 3. OntarioMD, Ontario Health and Ontario Health Teams

OntarioMD is focused on the delivery of digital health products and services that translate into clinical value for physicians and their patients. OntarioMD has the infrastructure, relationships and experience to deliver cost-effectively the full spectrum of high-quality digital health programs and services for clinicians across the province. It works closely, and in partnership, with health care organizations across Ontario.

OntarioMD staff take a holistic approach to working with physician practices, bundling products and change management services on behalf of our stakeholders for efficient visits to practices regionally and locally. This reduces multiple touchpoints to the physician office and streamlines training and onboarding, so physicians can spend less time on administration and more time on patient care.

#### What We Do

- Connect clinician practices to digital health tools that improve access to care, clinical outcomes and decision-making, such as OntarioMD's Health Report Manager (HRM), eNotifications, the EMR Quality Dashboard, Ontario eConsult Program and the Ontario Laboratories Information System (OLIS). We are also deploying the ConnectingOntario ClinicalViewer, ONE® Mail and ONE ID on behalf of eHealth Ontario and many LHINs.
- Provide physicians with trusted advice, guidance and support from OntarioMD staff, located across Ontario, to optimize EMR and digital health use and realize quality improvements
- Provide in-depth, hands-on support for physicians' quality improvement goals through the EMR Practice Enhancement Program (EPEP)'s experienced Practice Enhancement Consultants
- Mentor physician practices with practical EMR tips from physician, nurse and clinic manager Peer Leaders who understand how physicians practice and share their expertise with the same EMR
- Manage EMR vendors and deliver a trusted EMR certification program that assesses and monitors EMR offerings for compliance with the Ontario EMR Specifications. OntarioMD certification provides assurance to physicians that their EMRs are providing clinical value and are facilitating the exchange of EMR data. Vendors know that OntarioMD understands clinicians and how to bring digital health tools into their practices.

### 4. OntarioMD Products and Services

OntarioMD products and services are provincial digital health assets for clinicians and centered around patients. Enabling the flow of patient information directly to OntarioMD-certified EMRs supports:

- Access to care, services and health information

- Enhances the efficiency of the health system
- Strengthens quality, effectiveness and accountability
- Stimulates innovation and growth

OntarioMD receives funding from the Ministry of Health and Long-Term Care (MOHLTC), with a mandate to support connectivity, interoperability, and integration of EMRs with the digital health delivery system more broadly and to work with clinicians to optimize the clinical value of their certified EMRs to provide enhanced care to their patients.



## CLIENT SERVICES AND ENGAGEMENT

OntarioMD staff work closely with physician practices to address their needs and enable them to enhance clinical value through technology. They assist practices to successfully navigate enrolment, onboarding and deployment processes, including completing subscription agreements for products such as Health Report Manager (HRM). They work with EMR vendors when necessary to facilitate connectivity, educate on functionality and to advocate when issues arise; all to ensure optimized use of the EMR and enhance the quality of care for patients.

With our partners, OntarioMD staff work to ensure the efficient delivery of products and services by working locally to provide change management services to integrate physician practices with new digital health solutions. Physicians and their staff are supported through the EMR Practice Enhancement Program (EPEP) to develop step-by-step advice and plans, tools and techniques based on the specific needs of patients and the practice all designed to optimize use of the EMR and other digital health tools. This knowledge and expertise lead to improvements in practice efficiency and a better experience for patients and practice staff.

Examples of how OntarioMD staff have helped practices include change management strategies for improving:

- Data standardization, quality and integrity
- Preventive care
- Internal workflow processes to enhance the patient experience

In addition, OntarioMD staff share their experience in using EMRs and other digital health tools to:

- Manage chronic diseases for their patient roster
- Eliminate appointment backlogs
- Manage documents within the patient record
- Conduct effective queries, and much more.

Physician practices can request a meeting with OntarioMD staff by contacting [support@ontariomd.com](mailto:support@ontariomd.com).



## EMR PRACTICE ENHANCEMENT PROGRAM

The EMR Practice Enhancement Program (EPEP) is a provincial change management service designed to help physicians enhance their EMR skills and efficiency to improve clinical and practice outcomes. No matter the current level of EMR skill, EPEP offers a current state analysis of EMR use, practice workflow and data quality to help physicians move beyond data capture and use information to improve patient care and practice efficiency to the physician's desired level of EMR maturity.

EPEP is based on OntarioMD's [EMR Maturity Model](#), an evidence-based framework for measuring, understanding and enhancing EMR use. The program provides in-depth, hands-on support from expert EMR users to help physicians create a plan, enriched with quality improvement methodology, that reflects unique practice priorities, leading to improved workflow, efficiency and patient care.

To get started with EPEP, physicians are encouraged to complete an [EMR Progress Assessment \(EPA\)](#), which is designed to help physicians identify their current EMR skill level and areas in which they would like to improve. Email [epep@ontariomd.com](mailto:epep@ontariomd.com) for more information or to request a consultation.



## PEER LEADERS

OntarioMD's Peer Leaders are a provincial network of physicians, nurses and clinic managers who are expert users of OntarioMD-certified EMRs. They coach physician practices to realize increasing clinical value from their EMRs.

Peer Leaders provide consulting services to physician practices that can lead to more efficient EMR use and workflow, optimization of existing EMR functions and access to additional ones, improved clinical decision support, and much more. They also provide guidance to OntarioMD on physician practice perspectives and priorities with regards to the development of innovation and enhancements to current OntarioMD programs. Peer Leaders are highly skilled thinkers in advanced EMR and digital health use, moving health system policy to practice, and quality improvement.

Contact [peer.leader.program@ontariomd.com](mailto:peer.leader.program@ontariomd.com) to request a Peer Leader. Peer Leaders are also available for consultation at OntarioMD's EMR: Every Step Conferences, our 'On the Road with OntarioMD' educational seminars, and other regional events.



## HEALTH REPORT MANAGER

Health Report Manager (HRM) is an award-winning digital health solution developed by OntarioMD. It improves communication among health care providers by enabling physician practices using an

OntarioMD-certified electronic medical record (EMR) to securely receive patient reports electronically from hospitals and other health care facilities directly into their EMRs. By eliminating paper reports, HRM makes report delivery safer and more secure while avoiding costs for both hospitals and specialty facilities that send reports as well as the physician practices that receive them.

More than 9,600 physicians in the 14 LHINs across Ontario are now receiving reports from hundreds of hospitals, as well as eNotifications, Ontario Telemedicine Network tele-homecare reports, and reports from the Centre for Mental Health and Addictions (CAMH). Physician practices are benefitting from the security, scalability, ease, and speed of HRM report delivery to follow up with their patients and continue appropriate treatment. OntarioMD staff have worked with thousands of physicians to incorporate HRM into their workflow to better inform clinical decisions that result in better patient outcomes and more efficient practices.

OntarioMD is leading the expansion and continuous enhancement of HRM across the province in collaboration with the LHINs and other delivery partners. To sign up for HRM, email [support@ontariomd.com](mailto:support@ontariomd.com).



## eNOTIFICATIONS

eNotifications are sent through HRM to alert physicians and their practices in real time when a patient has been discharged from an emergency department or admitted or discharged from an in-patient unit. Physicians receive them much sooner than discharge summaries, which take longer for hospitals to prepare and transmit. Thanks to their timeliness, eNotifications improve care coordination between hospitals and family physicians, especially with respect to hospital visits of complex care patients and support Health Links. [Recent research by the Canadian Medical Association](#) found that follow up within seven days for patients who received emergency department care for heart failure was associated with lower rates of death and admissions to hospital. eNotifications enable faster and safer follow-up treatment, and potentially reducing hospital readmissions. Physicians already connected to HRM will automatically receive eNotifications. Once they do, OntarioMD staff can assist clinicians to understand how eNotifications fit into their workflows. eNotifications have been recognized by Accreditation Canada as a Leading Practice for communication and patient safety.

OntarioMD is leading the expansion of eNotifications to primary care across the province and works collaboratively with Health Shared Services Ontario and LHINs towards enabling hospitals to send eNotifications. For more information on using eNotifications, email [support@ontariomd.com](mailto:support@ontariomd.com).



## EMR CERTIFICATION PROGRAM

OntarioMD is Ontario's EMR certification body and manages the EMR Certification Program. The EMR Certification Program is the only current mechanism in Ontario through which to translate Ministry



priorities, manage EMR vendors and drive EMR use by physicians. OntarioMD has over 15 years of experience working with EMR vendors and their products and vendors value OntarioMD's understanding of clinician practices and their experience in delivering digital health tools integrated with EMRs.

Certified EMRs are a mandatory requirement for physician practices to access provincial digital health applications such as HRM, eNotifications and OLIS. More than 16,000 physicians and over 1,000 nurse practitioners use OntarioMD-certified EMR products. The EMR Certification Program continuously evolves certified EMRs, taking into account clinicians' needs and the future of digital health in Ontario and the rest of Canada. It also helps physician practices leverage new EMR functionality that leads to their optimized use of a certified EMR.

OntarioMD has moved to open certification, which allows new vendors to apply for certification at any time and enables OntarioMD to respond more quickly to evolving system needs. For more information, email [emr@ontariomd.com](mailto:emr@ontariomd.com).



## OLIS DEPLOYMENT

OntarioMD is leading the deployment of OLIS to physician practices on behalf of eHealth Ontario. OLIS provides authorized clinicians access to lab test orders and results from hospitals, community labs and public health labs. As patients move between hospitals, family physicians, home care and long-term care settings, OLIS makes it easier for clinicians to view their patients' current and past test results and make treatment decisions at the point-of-care. Clinicians using an OntarioMD-certified EMR can access the latest lab results for their patients or perform patient queries. To sign up for OLIS, email [support@ontariomd.com](mailto:support@ontariomd.com).



## PRIVACY TRAINING AND RESOURCES

OntarioMD provides privacy, security and legal expertise to physician practices to educate them about their role and responsibilities as Health Information Custodians under the *Personal Health Information Protection Act* (PHIPA). Privacy and security tools and resources are available to all physicians and their staff and are regularly updated to address emerging technology or new cyberthreats. OntarioMD offers a comprehensive online Privacy and Security Training Module to support community-based physicians' access to provincial digital health assets. The training has also been designed to be accessed on an ongoing basis whenever any health care provider or allied health professional needs it. The module covers topics such as safeguarding PHI and other confidential data from breaches, and how to comply with obligations under PHIPA. Completion of the module is a prerequisite for enrolment into the ConnectingOntario ClinicalViewer and other digital health programs.

The OntarioMD Privacy and Security Training Module was developed with input from the College of Physicians and Surgeons of Ontario (CPSO), the Canadian Medical Protective Association (CMPA), the Ontario Medical Association (OMA) and eHealth Ontario. It has been certified as a Self-Learning Program by the College of Family Physicians of Canada for two MainPro+ credits.

The OntarioMD Privacy and Security Training Module is available at OntarioMD.ca, and can be accessed from any device that connects to the Internet. Physicians and their staff must be registered users of OntarioMD.ca to access the training and can log in with their email and password. In addition to the online training, OntarioMD.ca offers supplementary resources that all health care professionals can download for reference.



## EMR: EVERY STEP CONFERENCE

The EMR: Every Step Conference is OntarioMD's flagship event and Canada's largest EMR conference series. It is focused on educating physician practices on realizing the full benefits of a certified EMR and other digital health tools.

Two conferences are held each year in locations across Ontario. The conferences attract more than 1,000 clinicians each year. Clinicians pick up valuable EMR optimization tips, hear about the latest digital health innovations for primary care, and gain quality improvement advice at educational sessions offered across different streams of learning. The conferences provide up to 7.5 MainPro+ credits for family physicians and the credits are transferrable for specialists. Content for the Toronto conference is developed from abstracts submitted by physicians and their staff as well as stakeholders. To learn more, visit [ontariomd.ca](http://ontariomd.ca) or contact [omd.events@ontariomd.com](mailto:omd.events@ontariomd.com).

## 5. Proof of Concepts 2019



## eCONSULT DEPLOYMENT AND EMR INTEGRATION

OntarioMD continues to deploy eConsult to physician practices and expand eConsult EMR Integration in collaboration with the Ontario eConsult Centre of Excellence, eHealth Ontario and OTN to more users of Accuro® EMR and OSCAR. The eConsult EMR Integration complements physician workflow when using eConsult and promotes increased adoption by EMR users. The initiative aligns with the provincial architectural blueprint to integrate EMRs with provincial digital health assets.

An updated [EMR Specification](#) (that includes new blended requirements) is now available and has been shared with certified EMR vendors. OntarioMD will continue to promote provincial expansion of EMR integrated eConsult over the next year.



OntarioMD is leading an initiative that is demonstrating continuous quality improvement in the clinical value of EMRs through an EMR Quality Dashboard. The Dashboard provides a framework for real-time access to an introductory set of high-value provincial indicators from Health Quality Ontario (HQO), the Canadian Institute for Health Information (CIHI) and the Association of Family Health Teams of Ontario (AFHTO), along with indicators to improve management of physician practices. An example of an indicator is the percentage of eligible patients within a roster who have been screened for colorectal cancer. Physicians will see this indicator and other population health indicators at a glance and can develop action plans for proactive patient care.

Phase 2 of the initiative launched in October 2017 and ended on March 31, 2019. The number of indicators in the Dashboard expanded from 27 to 30 and the number of physicians participating increased to 500 to further demonstrate the framework's value. During Phase 2, OntarioMD:

- further identified and refined dashboard indicators,
- deployed to more physicians across all LHINs
- published a Draft EMR Quality Dashboard Specification and Indicator Library, and
- defined a business plan for expansion to a full, provincial EMR Quality Dashboard solution

For more information on OntarioMD's EMR Quality Dashboard initiative, email [EMRdashboard@ontariomd.com](mailto:EMRdashboard@ontariomd.com).

## 6. Tables by Vendor and LHIN View

**Table 1: Family Physicians, Specialists and Nurse Practitioners by OntarioMD-Certified EMR Offering per Product / Service**

| EMR Vendor with a Certified EMR Offering | Physicians Live on a Certified EMR |              |            |                           | HRM          |              |            |              | eNotifications | Physicians Connected to OLIS <sup>1</sup> |
|--|------------------------------------|--------------|------------|---------------------------|--------------|--------------|------------|--------------|----------------|---|
|  | FP*                                | SP**         | Unknown    | Total                     | FP           | SP           | NP         | Live         |                |   |
| ABELSoft Corporation                     | 226                                | 271          | 17         | 514                       | 81           | 77           | 1          | 159          | 104            | 381                                       |
| Alpha Healthcare Inc.                    | 52                                 | 19           | 2          | 73                        | 35           | 10           |            | 45           | 42             | 62  |
| AwareMD                                  | 2                                  | 57           |            | 59                        | 2            | 57           |            | 59           | 15             |   |
| Canada Health Systems Inc.               | 332                                | 115          | 16         | 463                       | 197          | 52           | 1          | 250          | 218            | 311                                       |
| Indivica Inc.                            | 551                                | 112          | 12         | 675                       | 425          | 76           | 3          | 504          | 473            | 352                                       |
| OSCAR EMR                                | 1,349                              | 676          | 14         | 2,039                     | 756          | 276          | 20         | 1,052        | 963            | 1,022                                     |
| P&P Data Systems Inc.                    | 443                                | 88           | 5          | 536                       | 153          | 13           | 7          | 173          | 156            | 285                                       |
| QHR Technologies Inc.                    | 2,056                              | 1,772        | 186        | 4,014                     | 1,276        | 864          | 143        | 2,283        | 1,546          | 3,645                                     |
| TELUS                                    | 5,804                              | 1,323        | 159        | 7,286                     | 4,015        | 577          | 545        | 5,137        | 4,529          | 6,280                                     |
| YES Medical Systems                      | 9                                  | 42           | 6          | 57                        | 3            | 15           |            | 18           | 11             | 52  |
| York-Med Systems Inc.                    | 27                                 | 68           | 2          | 97                        | 12           | 21           |            | 33           | 24             | 76  |
| <b>Total</b>                             | <b>10,851</b>                      | <b>4,543</b> | <b>419</b> | <b>15,813<sup>2</sup></b> | <b>6,955</b> | <b>2,038</b> | <b>720</b> | <b>9,713</b> | <b>8,081</b>   | <b>12,466</b>                             |

<sup>1</sup> Source: eHealth Ontario

<sup>2</sup> Numbers reflect the actual number of physicians, not funding positions.

\* FP = Community-based Family Physicians

\*\* SP = Community-based Specialists

**Table 2: Product Penetration by Community-Based Family Physicians and Specialists by LHIN**

| LHIN                     | No. of Physicians participating in provincial product / service <sup>1</sup> |              |            |                           |                     | Estimated number of FP and SP <sup>3</sup> |                 |               | FP Penetration |
|--------------------------|--|--------------|------------|---------------------------|---------------------|--|-----------------|---------------|----------------|
|                          | FP   | SP           | Unknown    | Total                     | Change <sup>2</sup> | FP   | SP <sup>5</sup> | Total         | %              |
| 1. Erie St. Clair        | 384  | 193          | 15         | 592                       | 12                  | 479  | 490             | 969           | 80%            |
| 2. South West            | 830  | 285          | 14         | 1,129                     | 11                  | 911  | 1,270           | 2,181         | 91%            |
| 3. Waterloo Wellington   | 594  | 220          | 15         | 829                       | 10                  | 701  | 585             | 1,286         | 85%            |
| 4. Hamilton Niagara      | 1005   | 492          | 19         | 1,516                     | 20                  | 1,183                                      | 1,822           | 3,005         | 85%            |
| 5. Central West          | 530  | 246          | 20         | 796                       | 23                  | 682  | 537             | 1,219         | 78%            |
| 6. Mississauga Halton    | 892  | 348          | 22         | 1,262                     | 34                  | 1,111                                      | 1,023           | 2,134         | 80%            |
| 7. Toronto Central       | 1,439  | 845          | 39         | 2,323                     | 57                  | 1,789                                      | 4,010           | 5,799         | 80%            |
| 8. Central               | 1,281  | 666          | 37         | 1,984                     | 16                  | 1,683                                      | 1,649           | 3,332         | 76%            |
| 9. Central East          | 1065   | 461          | 24         | 1,550                     | 21                  | 1,225                                      | 1,147           | 2,372         | 87%            |
| 10. South East           | 503  | 89           | 13         | 605                       | 8                   | 544  | 674             | 1,218         | 92%            |
| 11. Champlain            | 1,384  | 497          | 26         | 1,907                     | 9                   | 1,612                                      | 2,000           | 3,612         | 86%            |
| 12. North Simcoe Muskoka | 412  | 138          | 7          | 557                       | 9                   | 453  | 360             | 813           | 91%            |
| 13. North East           | 445  | 97           | 11         | 553                       | 6                   | 605  | 454             | 1,059         | 74%            |
| 14. North West           | 209  | 80           | 4          | 293                       | 11                  | 312  | 216             | 528           | 67%            |
| <b>Total</b>             | <b>10,991</b>  | <b>4,660</b> | <b>420</b> | <b>16,071<sup>4</sup></b> | <b>265</b>          | <b>13,290</b>                              | <b>16,237</b>   | <b>29,527</b> | <b>83%</b>     |

<sup>1</sup> Includes physicians participating in the EMR Adoption Program, HRM and OLIS

<sup>2</sup> Number reflects physicians who may have withdrawn or moved LHIN boundaries during the reporting period, and where LHIN information was unavailable from the data source.

<sup>3</sup> Source: OPHRDC (Ontario Physician Human Resource Data Centre) 2018 – please note that the total number of FPs and SPs reflects an increase of 891 physicians to the 2017 OPHRDC data point.

<sup>4</sup> Includes physicians where LHIN information was unavailable. Numbers reflect the actual number of physicians, not funding positions.

<sup>5</sup> Includes community and hospital-based specialists

**Table 3: HRM Product Penetration by Community-Based Family Physicians, Specialists and Nurse Practitioners by LHIN**

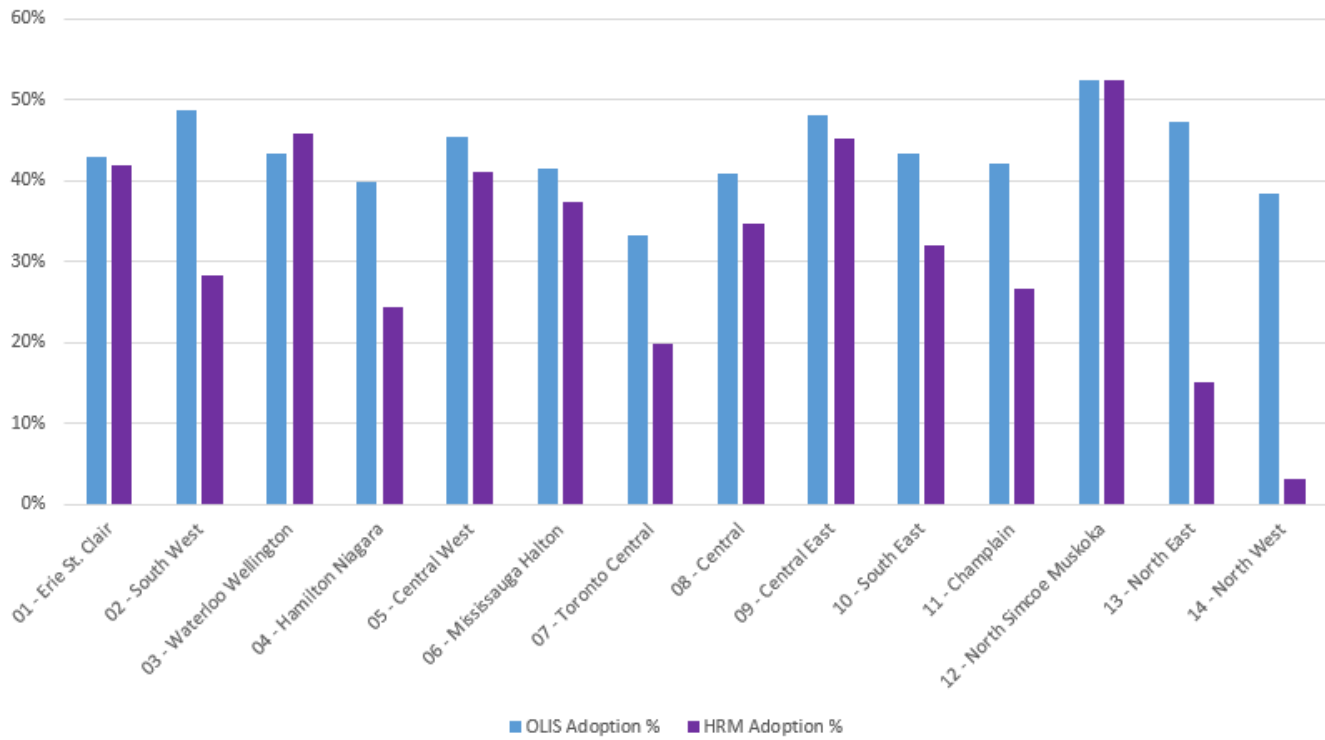
| LHIN                     | Clinicians LIVE on HRM |              |            |              |                     | Physicians Using eNotifications |
|--------------------------|------------------------|--------------|------------|--------------|---------------------|---------------------------------|
|                          | FP                     | SP           | NP         | Total        | Change <sup>1</sup> | Total                           |
| 1. Erie St. Clair        | 314                    | 94           | 100        | 508          | 15                  | 390                             |
| 2. South West            | 536                    | 84           | 76         | 696          | 11                  | 560                             |
| 3. Waterloo Wellington   | 470                    | 122          | 75         | 667          | 11                  | 531                             |
| 4. Hamilton Niagara      | 569                    | 163          | 15         | 747          | 37                  | 660                             |
| 5. Central West          | 355                    | 147          | 16         | 518          | 34                  | 406                             |
| 6. Mississauga Halton    | 612                    | 188          | 25         | 825          | 26                  | 676                             |
| 7. Toronto Central       | 853                    | 304          | 42         | 1,199        | 60                  | 1,050                           |
| 8. Central               | 872                    | 332          | 24         | 1,228        | 21                  | 1,028                           |
| 9. Central East          | 809                    | 265          | 82         | 1,156        | 23                  | 924                             |
| 10. South East           | 364                    | 27           | 89         | 480          | 17                  | 411                             |
| 11. Champlain            | 749                    | 221          | 57         | 1,027        | 11                  | 908                             |
| 12. North Simcoe Muskoka | 340                    | 86           | 90         | 516          | 8                   | 373                             |
| 13. North East           | 153                    | 9            | 33         | 195          | 42                  | 162                             |
| 14. North West           | 15                     | 2            |            | 17           | 8                   | 26                              |
| <b>Total</b>             | <b>7,011</b>           | <b>2,044</b> | <b>724</b> | <b>9,779</b> | <b>324</b>          | <b>8,351</b>                    |

<sup>1</sup>Number reflects clinicians who may have withdrawn or moved LHIN boundaries during the reporting period, and where LHIN information was unavailable from the data source.

**Table 4: HRM and OLIS Penetration by Physicians by LHIN**

| LHIN                     | HRM          | OLIS          | HRM & OLIS   | HRM & OLIS Penetration |
|--------------------------|--------------|---------------|--------------|------------------------|
| 1. Erie St. Clair        | 408          | 417           | 308          | 32%                    |
| 2. South West            | 620          | 1,064         | 534          | 24%                    |
| 3. Waterloo Wellington   | 592          | 559           | 509          | 40%                    |
| 4. Hamilton Niagara      | 732          | 1,197         | 606          | 20%                    |
| 5. Central West          | 502          | 554           | 375          | 31%                    |
| 6. Mississauga Halton    | 800          | 886           | 605          | 28%                    |
| 7. Toronto Central       | 1,157        | 1,929         | 929          | 16%                    |
| 8. Central               | 1,204        | 1,360         | 956          | 29%                    |
| 9. Central East          | 1,074        | 1,142         | 894          | 38%                    |
| 10. South East           | 391          | 528           | 321          | 26%                    |
| 11. Champlain            | 970          | 1,526         | 808          | 22%                    |
| 12. North Simcoe Muskoka | 426          | 426           | 393          | 48%                    |
| 13. North East           | 162          | 501           | 152          | 14%                    |
| 14. North West           | 17           | 203           | 13           | 2%                     |
| <b>Total</b>             | <b>9,055</b> | <b>12,292</b> | <b>7,403</b> | <b>25%</b>             |

### Provincial Product/Service Penetration by LHIN





**Table 5: eConsult Product Penetration by Physicians and Nurse Practitioners by LHIN**

| LHIN                     | Physicians and NPs on eConsult |
|--------------------------|--------------------------------|
|                          | Total <sup>1</sup>             |
| 1. Erie St. Clair        | 323                            |
| 2. South West            | 700                            |
| 3. Waterloo Wellington   | 542                            |
| 4. Hamilton Niagara      | 895                            |
| 5. Central West          | 269                            |
| 6. Mississauga Halton    | 601 <sup>2</sup>               |
| 7. Toronto Central       | 1,524                          |
| 8. Central               | 688                            |
| 9. Central East          | 584                            |
| 10. South East           | 583 <sup>3</sup>               |
| 11. Champlain            | 1,782 <sup>4</sup>             |
| 12. North Simcoe Muskoka | 464                            |
| 13. North East           | 724                            |
| 14. North West           | 356                            |
| <b>Total</b>             | <b>10,244<sup>5</sup></b>      |

<sup>1</sup> Provisioned (live) Physicians and NPs

<sup>2</sup> Includes physicians and NPs using eConsult BASE™ and OTN eConsult in Mississauga Halton LHIN

<sup>3</sup> Includes physicians and Nurse Practitioners using OTN BASE eConsult (SEAMO Pilot) and OTN eConsult in South East LHIN

<sup>4</sup> Includes physicians and Nurse Practitioners using eConsult and OTN eConsult in Champlain LHIN.

<sup>5</sup> Includes clinicians where LHIN information was unavailable.

**Table 6: EMR Quality Dashboard Phase 2 Physician Participation by LHIN**

| LHIN                     | Reach Out    | Onboarded  | Deployed   | Training Completed |
|--------------------------|--------------|------------|------------|--------------------|
| 1. Erie St. Clair        | 35           | 19         | 19         | 15                 |
| 2. South West            | 81           | 33         | 33         | 32                 |
| 3. Waterloo Wellington   | 62           | 32         | 32         | 31                 |
| 4. Hamilton Niagara      | 100          | 71         | 71         | 71                 |
| 5. Central West          | 73           | 29         | 28         | 19                 |
| 6. Mississauga Halton    | 75           | 43         | 43         | 42                 |
| 7. Toronto Central       | 60           | 45         | 45         | 45                 |
| 8. Central               | 61           | 42         | 42         | 42                 |
| 9. Central East          | 88           | 48         | 44         | 43                 |
| 10. South East           | 65           | 15         | 15         | 15                 |
| 11. Champlain            | 181          | 54         | 53         | 50                 |
| 12. North Simcoe Muskoka | 51           | 14         | 14         | 14                 |
| 13. North East           | 51           | 8          | 8          | 8                  |
| 14. North West           | 69           | 16         | 16         | 16                 |
| <b>Total</b>             | <b>1,052</b> | <b>469</b> | <b>463</b> | <b>443</b>         |

**Table 7: OntarioMD Privacy & Security Training Completed by LHIN**

| LHIN                     | Privacy Training Completion by Role (as of March 31, 2019) |                | Total        |
|--------------------------|--|----------------|--------------|
|                          | Physician  | Sponsored User |              |
| 1. Erie St. Clair        | 2  | 0              | 2            |
| 2. South West            | 11   | 12             | 23           |
| 3. Waterloo Wellington   | 13   | 102            | 115          |
| 4. Hamilton Niagara      | 27   | 3              | 30           |
| 5. Central West          | 15   | 182            | 197          |
| 6. Mississauga Halton    | 42   | 94             | 136          |
| 7. Toronto Central       | 163  | 77             | 240          |
| 8. Central               | 48   | 62             | 110          |
| 9. Central East          | 43   | 26             | 69           |
| 10. South East           | 22   | 28             | 50           |
| 11. Champlain            | 87   | 110            | 197          |
| 12. North Simcoe Muskoka | 11   | 20             | 31           |
| 13. North East           | 46   | 101            | 147          |
| 14. North West           | 15   | 55             | 70           |
| <b>Total</b>             | <b>545</b>   | <b>872</b>     | <b>1,417</b> |

**Table 7: ONE ID Product Penetration by Physicians and Nurses by LHIN**

| LHIN                     | Clinicians with ONE ID |               |                           |                         |
|--------------------------|------------------------|---------------|---------------------------|-------------------------|
|                          | Physicians             | Nurses        | Total <sup>1</sup>        | Physician Penetration % |
| 1. Erie St. Clair        | 498                    | 411           | 909                       | 51%                     |
| 2. South West            | 936                    | 534           | 1,470                     | 43%                     |
| 3. Waterloo Wellington   | 691                    | 364           | 1,055                     | 54%                     |
| 4. Hamilton Niagara      | 1,431                  | 790           | 2,221                     | 48%                     |
| 5. Central West          | 610                    | 413           | 1,023                     | 50%                     |
| 6. Mississauga Halton    | 1,048                  | 1,086         | 2,134                     | 49%                     |
| 7. Toronto Central       | 4,544                  | 1,185         | 5,729                     | 78%                     |
| 8. Central               | 1,651                  | 825           | 2,476                     | 50%                     |
| 9. Central East          | 1,330                  | 1,616         | 2,946                     | 56%                     |
| 10. South East           | 669                    | 435           | 1,104                     | 55%                     |
| 11. Champlain            | 1,388                  | 1,026         | 2,414                     | 38%                     |
| 12. North Simcoe Muskoka | 595                    | 581           | 1,176                     | 73%                     |
| 13. North East           | 684                    | 853           | 1,537                     | 65%                     |
| 14. North West           | 338                    | 359           | 697                       | 64%                     |
| <b>Total</b>             | <b>18,275</b>          | <b>16,796</b> | <b>35,071<sup>2</sup></b> | <b>62%</b>              |

<sup>1</sup>Source: eHealth Ontario & OntarioMD

<sup>2</sup>Includes clinicians where LHIN information was unavailable.

## 7. Appendices

### Definitions:

**LHIN Penetration:** The % of eligible physicians or hospitals using provincial product/service; the % penetration for all LHINs is based on the denominator of 28,636 eligible physicians across all LHINs.

**Ontario Average:** Average % of eligible physicians or hospitals using product across all LHINs;

### 1.1 Appendix A: LHIN 1 – Erie St. Clair

| LHIN 1 - Provincial Product/Service % Penetration |                                 |        |
|---|---------------------------------|--------|
| Product   | LHIN 1 Penetration <sup>1</sup> | Change |
| eNotifications (Hospitals)*                       | 78%                             |        |
| HRM (Physicians)                                  | 42%                             |        |
| HRM (Hospitals)                                   | 89%                             |        |
| OLIS (Physicians)*                                | 43%                             | 1%     |

\*OntarioMD has re-counted eligible hospital sites for HRM and eNotifications to align with the Ministry of Health and Long-Term Care's (MoHLTC) Eligible Hospital Sites. Details of additional sites and their effect on penetration rates were provided in the April 2018 LHIN Report.

| LHIN 1 – Physicians by Vendor/OntarioMD Service |   |            |           |            |            |                          |
|---|---|------------|-----------|------------|------------|--------------------------|
| EMR Vendor                                      | Physicians Live on Certified EMR <sup>2</sup> |            |           |            | HRM        | OLIS* Access Through EMR |
|   | GP  | SP         | Unknown   | Total      |            |                          |
| ABELSoft Corporation                            | 10  | 14         | 5         | 29         | 10         | 19                       |
| Alpha Healthcare Inc.                           | 4   | 1          |           | 5          | 4          | 5                        |
| AwareMD   |   |            |           |            |            |                          |
| Canada Health Systems Inc.                      | 8   | 2          |           | 10         | 7          | 4                        |
| Indivica Inc.                                   | 1   | 1          |           | 2          | 1          | 2                        |
| OSCAR EMR                                       | 20  | 13         |           | 33         | 14         | 14                       |
| P&P Data Systems Inc.                           | 2   | 4          |           | 6          | 4          | 2                        |
| QHR Technologies Inc.                           | 129   | 101        | 8         | 238        | 160        | 174                      |
| TELUS   | 205   | 38         | 2         | 245        | 194        | 181                      |
| YES Medical Systems                             | 2   | 7          |           | 9          | 5          | 9                        |
| York-Med Systems Inc.                           | 1   | 9          |           | 10         | 8          | 6                        |
| <b>Total</b>                                    | <b>382</b>                                    | <b>190</b> | <b>15</b> | <b>587</b> | <b>407</b> | <b>416</b>               |

\*Source: eHealth Ontario

<sup>1</sup> HRM Penetration is based on Live Physicians, not Enrolled Physicians.

<sup>2</sup> Numbers have been updated to reflect the actual number of physicians, not funding positions.

| LHIN 1 - Physicians by OntarioMD-Certified Vendor/Sub-Region <sup>1 2</sup> |                     |                   |            |            |  |            |
|---|---------------------|-------------------|------------|------------|--|------------|
| OntarioMD Certified Vendor  | Chatham City Centre | Essex South Shore | Lambton    | Rural Kent | Tecumseh Lakeshore Amherstburg LaSalle | Windsor    |
| ABELSoft Corporation  | 3                   | 2                 | 4          |            | 1                                      | 18         |
| Alpha Healthcare Inc.   |                     |                   |            |            |  | 5          |
| AwareMD   |                     |                   |            |            |  |            |
| Canada Health Systems Inc.  |                     |                   |            |            |  | 10         |
| Indivica Inc.   |                     | 1                 |            |            |  | 1          |
| OSCAR EMR   | 3                   |                   | 13         |            | 1                                      | 16         |
| P&P Data Systems Inc.   |                     |                   |            |            | 1                                      | 5          |
| QHR Technologies Inc.   | 35                  | 29                | 38         | 17         | 23                                     | 92         |
| TELUS   | 35                  | 5                 | 58         |            | 26                                     | 120        |
| YES Medical Systems   |                     |                   |            |            |  | 9          |
| York-Med Systems Inc.   | 6                   |                   |            |            |  | 4          |
| <b>Total</b>  | <b>82</b>           | <b>37</b>         | <b>113</b> | <b>17</b>  | <b>53</b>                              | <b>280</b> |

<sup>1</sup> Numbers have been updated to reflect the actual number of physicians, not funding positions.

<sup>2</sup> Please see Executive Notes for an explanation of slight discrepancies between LHIN and sub-region totals.

| LHIN 1- Physicians by Sub-Region /Service |   |            |                          |
|---|---|------------|--------------------------|
| Sub-Region                                | Physicians Live on Certified EMR <sup>1 2</sup> | HRM        | OLIS* Access Through EMR |
| Chatham City Centre                       | 82  | 59         | 65                       |
| Essex South Shore                         | 37  | 29         | 36                       |
| Lambton                                   | 113   | 82         | 70                       |
| Rural Kent                                | 17  | 14         | 22                       |
| Tecumseh Lakeshore Amherstburg LaSalle    | 53  | 44         | 31                       |
| Windsor                                   | 280   | 174        | 187                      |
| <b>Total</b>                              | <b>582</b>                                      | <b>402</b> | <b>411</b>               |

\*Source: eHealth Ontario

<sup>1</sup> Numbers have been updated to reflect the actual number of physicians, not funding positions.

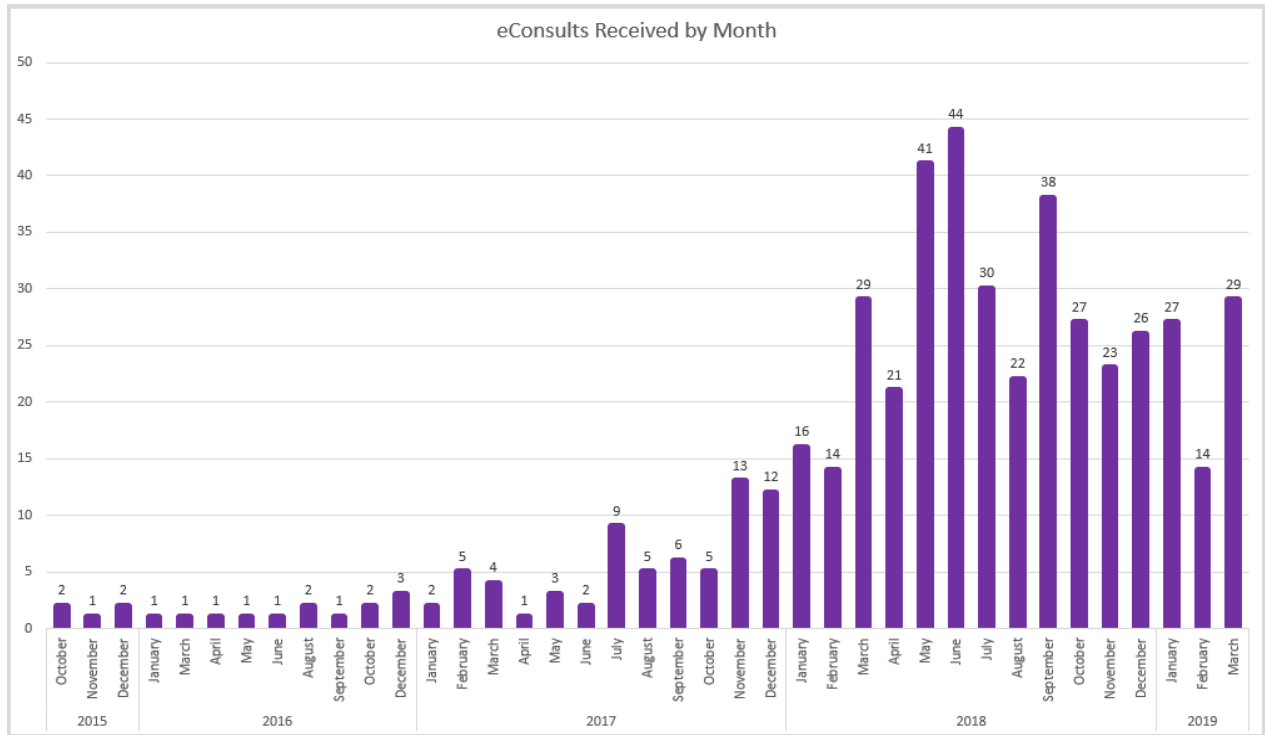
<sup>2</sup> Please see Executive Notes for an explanation of slight discrepancies between LHIN and sub-region totals.

| <b>LHIN 1 - ONE ID Penetration by Sub-Region*</b> |                   |               |              |
|---|-------------------|---------------|--------------|
| <b>Sub-Region**</b>                               | <b>Physicians</b> | <b>Nurses</b> | <b>Total</b> |
| Chatham City Centre                               | 55                | 82            | 137          |
| Essex South Shore                                 | 36                | 50            | 86           |
| Lambton   | 99                | 161           | 260          |
| Rural Kent  | 16                |               | 16           |
| Tecumseh Lakeshore<br>Amherstburg LaSalle         | 46                | 9             | 55           |
| Windsor   | 241               | 109           | 350          |
| <b>Total</b>                                      | <b>493</b>        | <b>411</b>    | <b>904</b>   |

*\*Source: eHealth Ontario & OntarioMD*

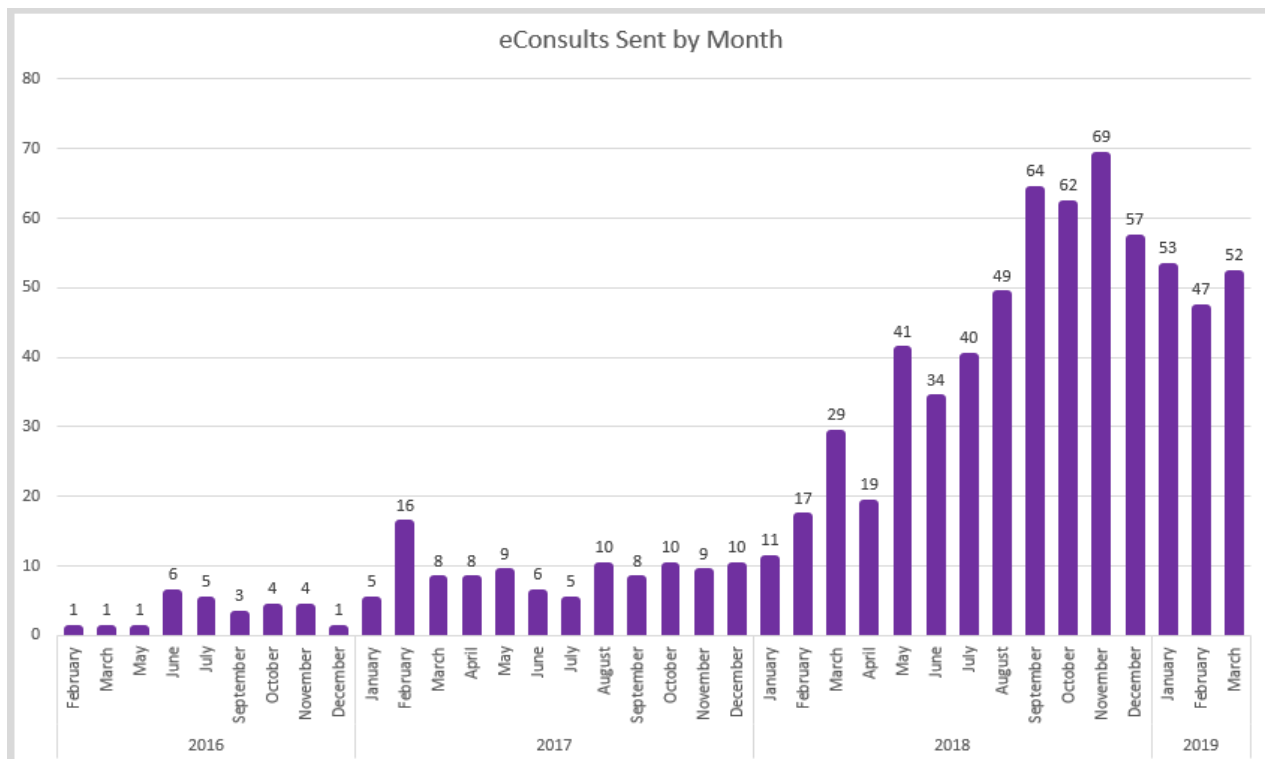
*\*\* Totals may be slightly lower than those for the LHIN due to not being able to map all the records to a sub-region.*

### Number of eConsults Received by LHIN 1 Specialists through the Ontario eConsult Program\*



\*Includes eConsults from Requesting Clinicians from inside and outside the LHIN

### Number of eConsults Sent by LHIN 1 Requesting Clinicians - Ontario eConsult Program\*\*



\*\*Includes eConsults sent to specialists inside and outside the LHIN

## 1.2 Appendix B: LHIN 2 – South West

| LHIN 2 – Provincial Product/Service % Penetration |                                 |        |
|---|---------------------------------|--------|
| Product   | LHIN 2 Penetration <sup>1</sup> | Change |
| eNotifications (Hospitals)*                       | 53%                             |        |
| HRM (Physicians)                                  | 28%                             |        |
| HRM (Hospitals)                                   | 100%                            |        |
| OLIS (Physicians)*                                | 49%                             | 1%     |

\*OntarioMD has re-counted eligible hospital sites for HRM and eNotifications to align with the Ministry of Health Eligible Hospital Sites. Details of additional sites and their effect on penetration rates were provided in the April 2018 LHIN Report.

| LHIN 2 – Physicians by Vendor/OntarioMD Service |   |            |           |              |            |                          |
|---|---|------------|-----------|--------------|------------|--------------------------|
| EMR Vendor                                      | Physicians Live on Certified EMR <sup>2</sup> |            |           |              | HRM        | OLIS* Access Through EMR |
|   | GP  | SP         | Unknown   | Total        |            |                          |
| ABELSoft Corporation                            | 13  | 8          |           | 21           | 2          | 23                       |
| Alpha Healthcare Inc.                           |   | 3          |           | 3            | 3          | 2                        |
| AwareMD   |   |            |           |              |            |                          |
| Canada Health Systems Inc.                      | 5   | 4          |           | 9            | 1          | 11                       |
| Indivica Inc.                                   |   |            |           |              |            | 1                        |
| OSCAR EMR                                       | 41  | 25         |           | 66           | 27         | 39                       |
| P&P Data Systems Inc.                           | 2   | 1          |           | 3            |            | 5                        |
| QHR Technologies Inc.                           | 284   | 109        | 7         | 400          | 179        | 417                      |
| TELUS   | 480   | 119        | 7         | 606          | 405        | 543                      |
| YES Medical Systems                             |   | 2          |           | 2            |            | 1                        |
| York-Med Systems Inc.                           | 1   | 9          |           | 10           | 2          | 10                       |
| <b>Total</b>                                    | <b>826</b>                                    | <b>280</b> | <b>14</b> | <b>1,120</b> | <b>619</b> | <b>1,052</b>             |

\* Source: eHealth Ontario

<sup>1</sup> HRM Penetration is based on Live Physicians, not Enrolled Physicians.

<sup>2</sup> Numbers have been updated to reflect the actual number of physicians, not funding positions.



| LHIN 2 - Physicians by OntarioMD-Certified Vendor/Sub-Region <sup>1 2</sup> |           |            |             |                  |           |
|---|-----------|------------|-------------|------------------|-----------|
| OntarioMD Certified Vendor  | Elgin     | Grey Bruce | Huron Perth | London Middlesex | Oxford    |
| ABELSoft Corporation  | 8         | 1          | 1           | 8                | 2         |
| Alpha Healthcare Inc.   |           |            |             | 3                |           |
| AwareMD   |           |            |             |                  |           |
| Canada Health Systems Inc.  |           | 3          | 3           | 2                | 1         |
| Indivica Inc.   |           |            |             |                  |           |
| OSCAR EMR   |           | 8          | 7           | 46               | 3         |
| P&P Data Systems Inc.   |           | 1          | 1           |                  |           |
| QHR Technologies Inc.   | 14        | 67         | 55          | 216              | 29        |
| TELUS   | 50        | 117        | 100         | 268              | 58        |
| YES Medical Systems   |           |            |             | 2                |           |
| York-Med Systems Inc.   |           | 1          |             | 9                |           |
| <b>Total</b>  | <b>72</b> | <b>198</b> | <b>167</b>  | <b>556</b>       | <b>93</b> |

<sup>1</sup> Numbers have been updated to reflect the actual number of physicians, not funding positions.

<sup>2</sup> Please see Executive Notes for an explanation of slight discrepancies between LHIN and sub-region totals.

| LHIN 2 - Physicians by Sub-Region /Service |   |            |                          |
|--|---|------------|--------------------------|
| Sub-Region                                 | Physicians Live on Certified EMR <sup>1 2</sup> | HRM        | OLIS* Access Through EMR |
| Elgin                                      | 72  | 45         | 69                       |
| Grey Bruce                                 | 198   | 125        | 181                      |
| Huron Perth                                | 167   | 83         | 134                      |
| London Middlesex                           | 556   | 270        | 547                      |
| Oxford                                     | 93  | 67         | 83                       |
| <b>Total</b>                               | <b>1,086</b>                                    | <b>590</b> | <b>1,014</b>             |

\*Source: eHealth Ontario

<sup>1</sup> Numbers have been updated to reflect the actual number of physicians, not funding positions.

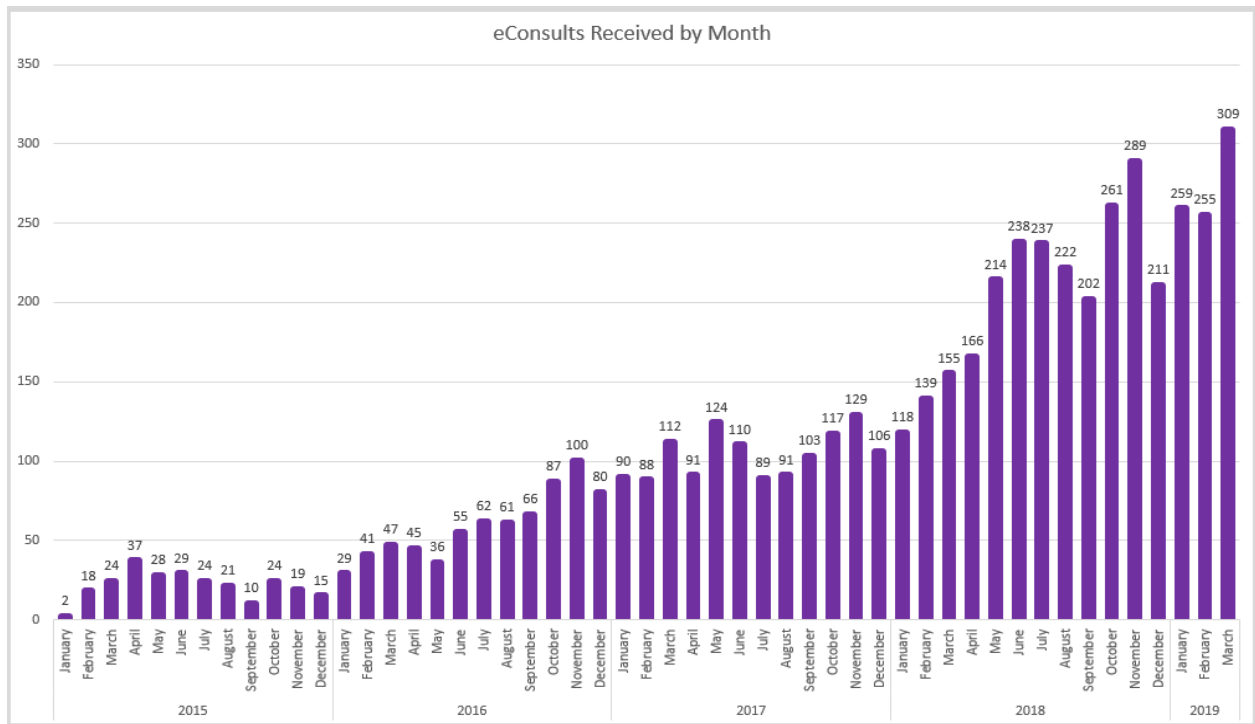
<sup>2</sup> Please see Executive Notes for an explanation of slight discrepancies between LHIN and sub-region totals.

| <b>LHIN 2 - ONE ID Penetration by Sub-Region*</b> |                   |               |              |
|---|-------------------|---------------|--------------|
| <b>Sub-Region**</b>                               | <b>Physicians</b> | <b>Nurses</b> | <b>Total</b> |
| Elgin   | 61                | 16            | 77           |
| Grey Bruce  | 126               | 120           | 246          |
| Huron Perth                                       | 111               | 98            | 209          |
| London Middlesex                                  | 576               | 184           | 760          |
| Oxford  | 61                | 27            | 88           |
| <b>Total</b>                                      | <b>936</b>        | <b>445</b>    | <b>1,381</b> |

*\*Source: eHealth Ontario & OntarioMD*

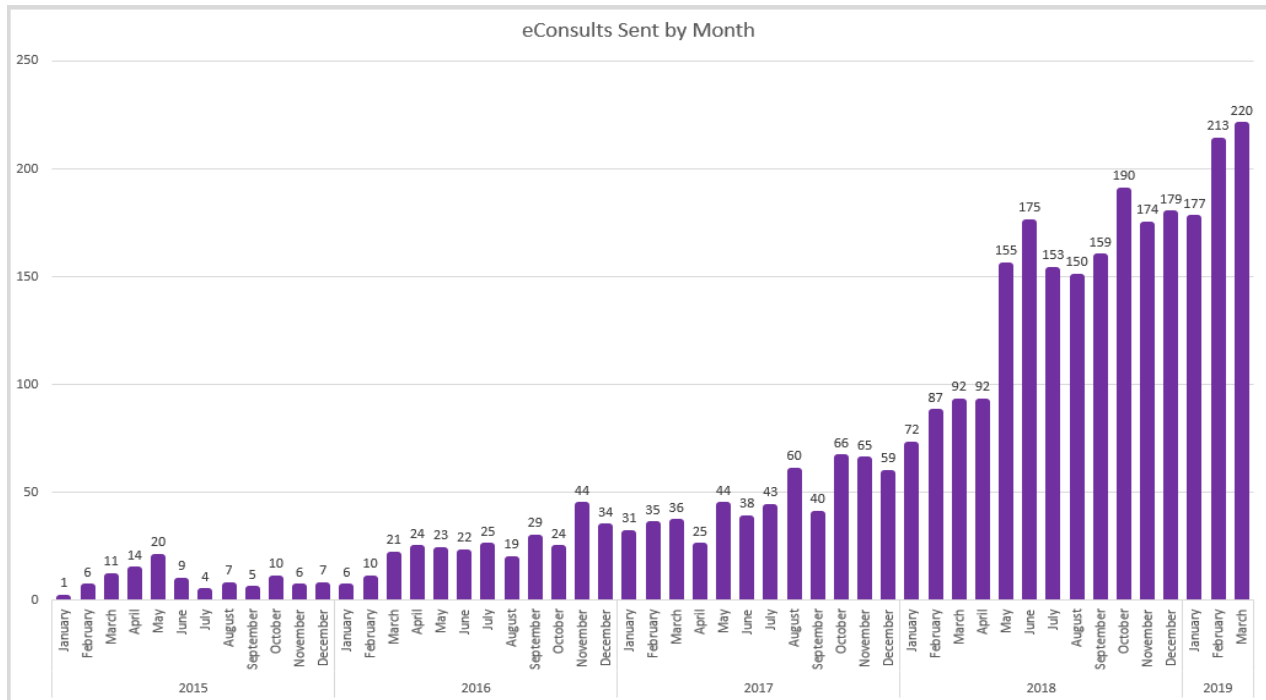
*\*\* Totals may be slightly lower than those for the LHIN due to not being able to map all the records to a sub-region.*

### Number of eConsults Received by LHIN 2 Specialists through the Ontario eConsult Program\*



\*Includes eConsults from Requesting Clinicians from inside and outside the LHIN

### Number of eConsults Sent by LHIN 2 Requesting Clinicians - Ontario eConsult Program\*\*



\*\*Includes eConsults sent to Specialists inside and outside the LHIN

### 1.3 Appendix C: LHIN 3 – Waterloo Wellington

| LHIN 3 – Provincial Product/Service % Penetration |                                 |        |
|---|---------------------------------|--------|
| Product   | LHIN 3 Penetration <sup>1</sup> | Change |
| eNotifications (Hospitals)*                       | 20%                             |        |
| HRM (Physicians)                                  | 46%                             |        |
| HRM (Hospitals)                                   | 100%                            |        |
| OLIS (Physicians)*                                | 43%                             |        |

\*OntarioMD has re-counted eligible hospital sites for HRM and eNotifications to align with the Ministry of Health Eligible Hospital Sites. Details of additional sites and their effect on penetration rates were provided in the April 2018 LHIN Report. For LHIN 3, Grand River- Freeport Site was added in May 2018.

| LHIN 3 - Physicians by Vendor/OntarioMD Service |   |            |           |            |            |                          |
|---|---|------------|-----------|------------|------------|--------------------------|
| EMR Vendor                                      | Physicians Live on Certified EMR <sup>2</sup> |            |           |            | HRM        | OLIS* Access Through EMR |
|   | GP  | SP         | Unknown   | Total      |            |                          |
| ABELSoft Corporation                            | 11  | 2          |           | 13         | 9          | 7                        |
| Alpha Healthcare Inc.                           | 1   | 2          |           | 3          | 1          | 3                        |
| AwareMD   |   | 21         |           | 21         | 21         |                          |
| Canada Health Systems Inc.                      | 1   | 5          |           | 6          | 4          | 2                        |
| Indivica Inc.                                   | 2   | 8          |           | 10         | 9          | 8                        |
| OSCAR EMR                                       | 32  | 27         |           | 59         | 31         | 32                       |
| P&P Data Systems Inc.                           | 30  | 2          |           | 32         | 7          | 3                        |
| QHR Technologies Inc.                           | 28  | 78         | 1         | 107        | 60         | 54                       |
| TELUS   | 482   | 64         | 14        | 560        | 447        | 436                      |
| YES Medical Systems                             |   | 1          |           | 1          |            | 3                        |
| York-Med Systems Inc.                           |   | 6          |           | 6          | 1          | 4                        |
| <b>Total</b>                                    | <b>587</b>                                    | <b>216</b> | <b>15</b> | <b>818</b> | <b>590</b> | <b>552</b>               |

\* Source: eHealth Ontario

<sup>1</sup> HRM Penetration is based on Live Physicians, not Enrolled Physicians.

<sup>2</sup> Numbers have been updated to reflect the actual number of physicians, not funding positions

| LHIN 3 - Physicians by OntarioMD-Certified Vendor/Sub-Region <sup>1 2</sup> |                          |                 |  |            |
|---|--------------------------|-----------------|--|------------|
| OntarioMD Certified Vendor  | Cambridge-North Dumfries | Guelph-Puslinch | Kitchener-Waterloo-Wellesley-Wilmot-Woolwich | Wellington |
| ABELSoft Corporation  | 3                        |                 | 10   |            |
| Alpha Healthcare Inc.   | 1                        |                 | 2  |            |
| AwareMD   |                          |                 | 21   |            |
| Canada Health Systems Inc.  | 3                        |                 | 3  |            |
| Indivica Inc.   |                          | 2               | 8  |            |
| OSCAR EMR   | 26                       | 12              | 20   |            |
| P&P Data Systems Inc.   |                          | 9               | 23   |            |
| QHR Technologies Inc.   | 24                       | 36              | 42   | 3          |
| TELUS   | 83                       | 138             | 265  | 73         |
| YES Medical Systems   | 1                        |                 |  |            |
| York-Med Systems Inc.   | 1                        | 2               | 3  |            |
| <b>Total</b>  | <b>142</b>               | <b>199</b>      | <b>397</b>                                   | <b>76</b>  |

<sup>1</sup> Numbers have been updated to reflect the actual number of physicians, not funding positions.

<sup>2</sup> Please see Executive Notes for an explanation of slight discrepancies between LHIN and sub-region totals.

| LHIN 3 - Physicians by Sub-Region /Service   |   |            |                          |
|--|---|------------|--------------------------|
| Sub-Region                                   | Physicians Live on Certified EMR <sup>1 2</sup> | HRM        | OLIS* Access Through EMR |
| Cambridge-North Dumfries                     | 142   | 101        | 79                       |
| Guelph-Puslinch                              | 199   | 137        | 138                      |
| Kitchener-Waterloo-Wellesley-Wilmot-Woolwich | 397   | 285        | 270                      |
| Wellington                                   | 76  | 63         | 71                       |
| <b>Total</b>                                 | <b>814</b>                                      | <b>586</b> | <b>558</b>               |

\*Source: eHealth Ontario

<sup>1</sup> Numbers have been updated to reflect the actual number of physicians, not funding positions.

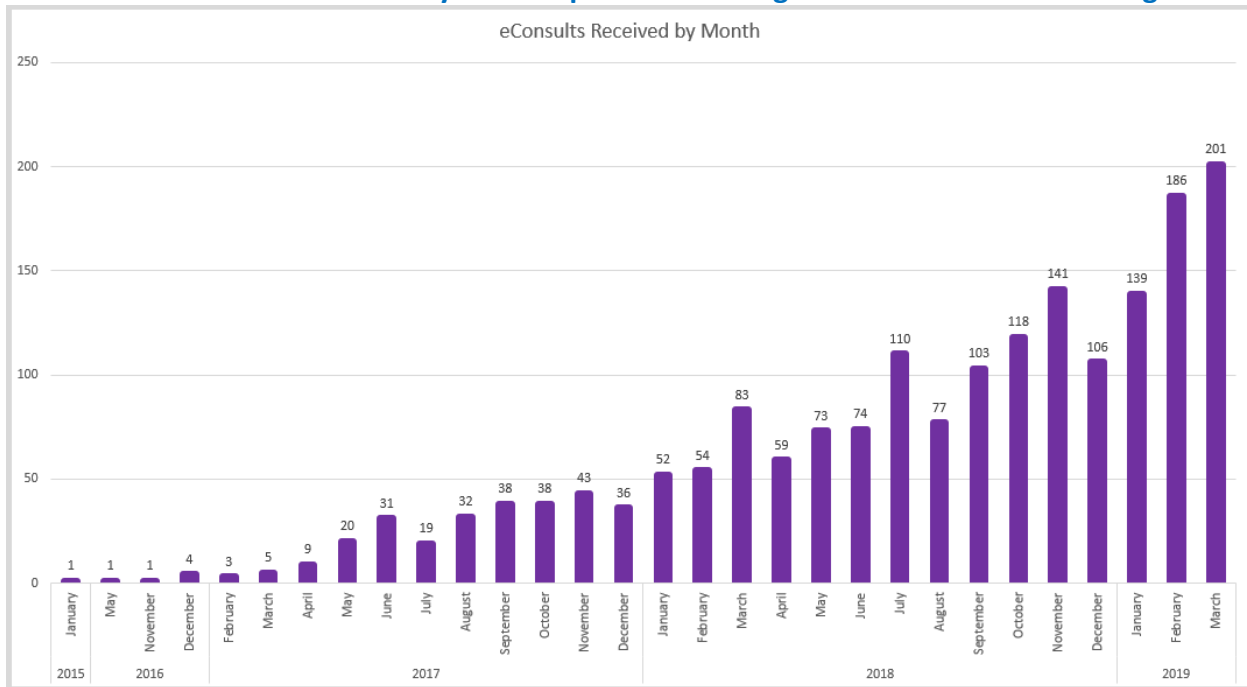
<sup>2</sup> Please see Executive Notes for an explanation of slight discrepancies between LHIN and sub-region totals.

| <b>LHIN 3 - ONE ID Penetration by Sub-Region*</b> |                   |               |              |
|---|-------------------|---------------|--------------|
| <b>Sub-Region**</b>                               | <b>Physicians</b> | <b>Nurses</b> | <b>Total</b> |
| Cambridge-North Dumfries                          | 115               | 74            | 189          |
| Guelph-Puslinch                                   | 165               | 11            | 176          |
| Kitchener-Waterloo-<br>Wellesley-Wilmot-Woolwich  | 336               | 73            | 409          |
| Wellington  | 75                | 98            | 173          |
| <b>Total</b>                                      | <b>691</b>        | <b>256</b>    | <b>947</b>   |

*\*Source: eHealth Ontario & OntarioMD*

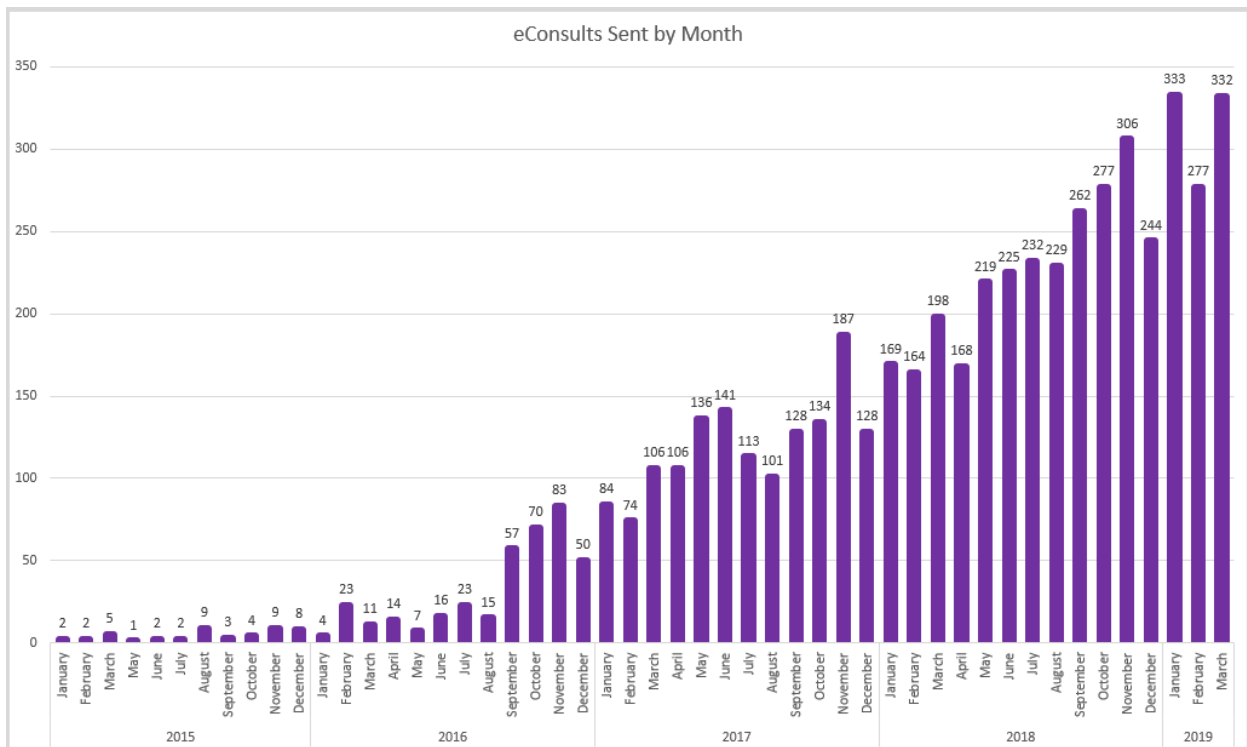
*\*\* Totals may be slightly lower than those for the LHIN due to not being able to map all the records to a sub-region.*

### Number of eConsults Received by LHIN 3 Specialists through the Ontario eConsult Program\*



\*Includes eConsults from Requesting Clinicians from inside and outside the LHIN

### Number of eConsults Sent by LHIN 3 Requesting Clinicians - Ontario eConsult Program\*\*



\*\*Includes eConsults sent to Specialists inside and outside the LHIN

## 1.4 Appendix D: LHIN 4 – Hamilton Niagara Haldimand Brant

| LHIN 4 - Provincial Product/Service % Penetration |                                 |        |
|---|---------------------------------|--------|
| Product   | LHIN 4 Penetration <sup>1</sup> | Change |
| eNotifications (Hospitals)*                       | 76%                             |        |
| HRM (Physicians)                                  | 24%                             |        |
| HRM (Hospitals)                                   | 100%                            |        |
| OLIS (Physicians)*                                | 40%                             | 1%     |

\*OntarioMD has re-counted eligible hospital sites for HRM and eNotifications to align with the Ministry of Health Eligible Hospital Sites. Details of additional sites and their effect on penetration rates were provided in the April 2018 LHIN Report. For LHIN 4, Hamilton Health Sciences – Juravinski Cancer Centre, Hamilton Health Sciences – McMaster Children’s Hospital, Hamilton Health Sciences – Ron Joyce Children’s Health Centre and Hamilton Health Sciences – Regional Rehab Centre were added in May 2018.

| LHIN 4 - Physicians by Vendor/OntarioMD Service |   |            |           |              |            |                          |
|---|---|------------|-----------|--------------|------------|--------------------------|
| EMR Vendor                                      | Physicians Live on Certified EMR <sup>2</sup> |            |           |              | HRM        | OLIS* Access Through EMR |
|   | GP  | SP         | Unknown   | Total        |            |                          |
| ABELSoft Corporation                            | 21  | 32         | 3         | 56           | 13         | 52                       |
| Alpha Healthcare Inc.                           | 1   | 3          | 1         | 5            |            | 5                        |
| AwareMD   |   | 1          |           | 1            | 1          |                          |
| Canada Health Systems Inc.                      | 12  | 3          | 1         | 16           | 11         | 9                        |
| Indivica Inc.                                   | 8   | 14         |           | 22           | 12         | 7                        |
| OSCAR EMR                                       | 157   | 94         | 2         | 253          | 78         | 124                      |
| P&P Data Systems Inc.                           | 32  | 11         |           | 43           | 14         | 35                       |
| QHR Technologies Inc.                           | 150   | 207        | 3         | 360          | 151        | 329                      |
| TELUS   | 611   | 95         | 8         | 714          | 447        | 619                      |
| YES Medical Systems                             | 1   | 1          |           | 2            |            | 2                        |
| York-Med Systems Inc.                           | 1   | 15         | 1         | 17           | 5          | 15                       |
| <b>Total</b>                                    | <b>994</b>                                    | <b>476</b> | <b>19</b> | <b>1,489</b> | <b>732</b> | <b>1,197</b>             |

\* Source: eHealth Ontario

<sup>1</sup> HRM Penetration is based on Live Physicians, not Enrolled Physicians.

<sup>2</sup> Numbers have been updated to reflect the actual number of physicians, not funding positions.



| LHIN 4 - Physicians by OntarioMD-Certified Vendor/Sub-Region <sup>1 2</sup> |            |            |                   |            |            |                    |
|---|------------|------------|-------------------|------------|------------|--------------------|
| OntarioMD Certified Vendor  | Brant      | Burlington | Haldimand Norfolk | Hamilton   | Niagara    | Niagara North-West |
| ABELSoft Corporation  | 8          | 9          | 1                 | 21         | 17         |                    |
| Alpha Healthcare Inc.   | 2          |            |                   | 1          | 2          |                    |
| AwareMD   |            | 1          |                   |            |            |                    |
| Canada Health Systems Inc.  |            |            | 1                 | 9          | 6          |                    |
| Indivica Inc.   |            | 2          |                   | 19         |            | 1                  |
| OSCAR EMR   | 7          | 27         | 16                | 162        | 32         | 8                  |
| P&P Data Systems Inc.   | 3          | 2          |                   | 17         | 21         |                    |
| QHR Technologies Inc.   | 37         | 57         | 10                | 143        | 110        | 1                  |
| TELUS   | 52         | 129        | 33                | 276        | 168        | 51                 |
| YES Medical Systems   |            | 1          |                   | 1          |            |                    |
| York-Med Systems Inc.   |            |            | 4                 | 12         | 1          |                    |
| <b>Total</b>  | <b>109</b> | <b>228</b> | <b>65</b>         | <b>661</b> | <b>357</b> | <b>61</b>          |

<sup>1</sup> Numbers have been updated to reflect the actual number of physicians, not funding positions.

<sup>2</sup> Please see Executive Notes for an explanation of slight discrepancies between LHIN and sub-region totals.

| LHIN 4 - Physicians by Sub-Region /Service |   |            |                          |
|--|---|------------|--------------------------|
| Sub-Region                                 | Physicians Live on Certified EMR <sup>1 2</sup> | HRM        | OLIS* Access Through EMR |
| Brant                                      | 109   | 52         | 88                       |
| Burlington                                 | 228   | 124        | 175                      |
| Haldimand Norfolk                          | 65  | 40         | 48                       |
| Hamilton                                   | 661   | 285        | 545                      |
| Niagara                                    | 357   | 184        | 254                      |
| Niagara North-West                         | 61  | 41         | 52                       |
| <b>Total</b>                               | <b>1,481</b>                                    | <b>726</b> | <b>1,162</b>             |

\*Source: eHealth Ontario

<sup>1</sup> Numbers have been updated to reflect the actual number of physicians, not funding positions.

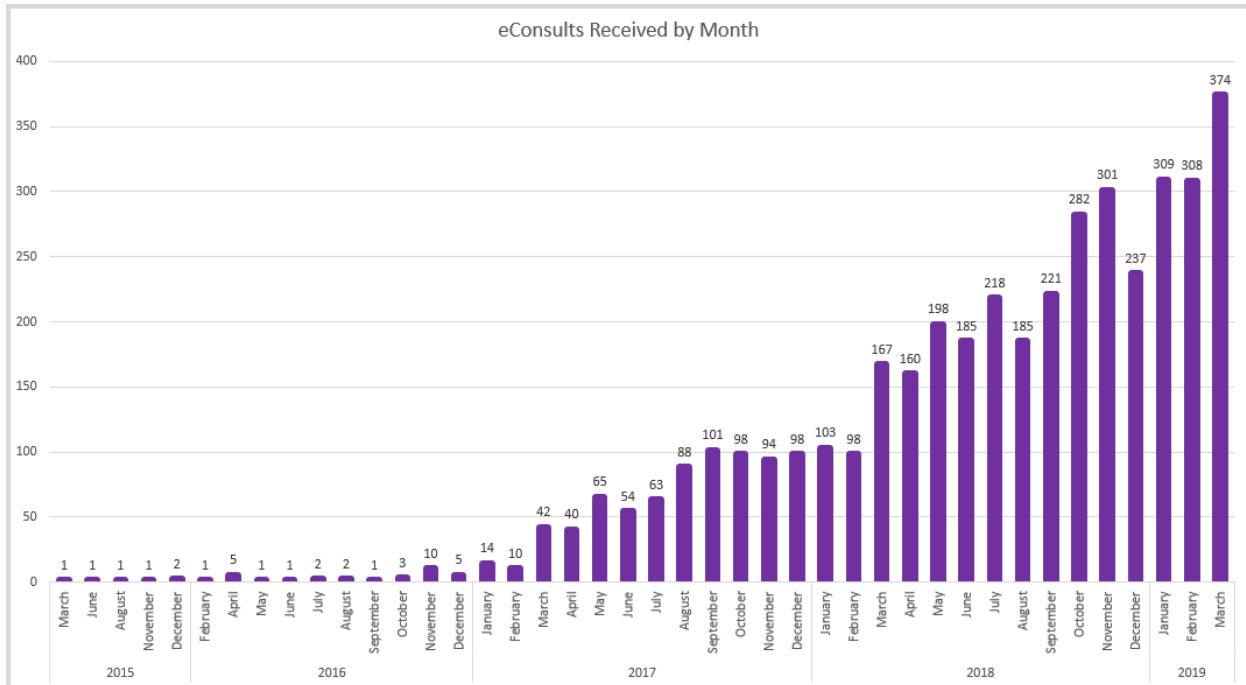
<sup>2</sup> Please see Executive Notes for an explanation of slight discrepancies between LHIN and sub-region totals.

| <b>LHIN 4 – ONE ID Penetration by Sub-Region*</b> |                   |               |              |
|---|-------------------|---------------|--------------|
| <b>Sub-Region**</b>                               | <b>Physicians</b> | <b>Nurses</b> | <b>Total</b> |
| Brant   | 102               | 51            | 153          |
| Burlington  | 176               | 56            | 232          |
| Haldimand Norfolk                                 | 55                | 69            | 124          |
| Hamilton  | 758               | 352           | 1,110        |
| Niagara   | 286               | 250           | 536          |
| Niagara North-West                                | 54                | 5             | 59           |
| <b>Total</b>                                      | <b>1,431</b>      | <b>783</b>    | <b>2,214</b> |

*\*Source: eHealth Ontario & OntarioMD*

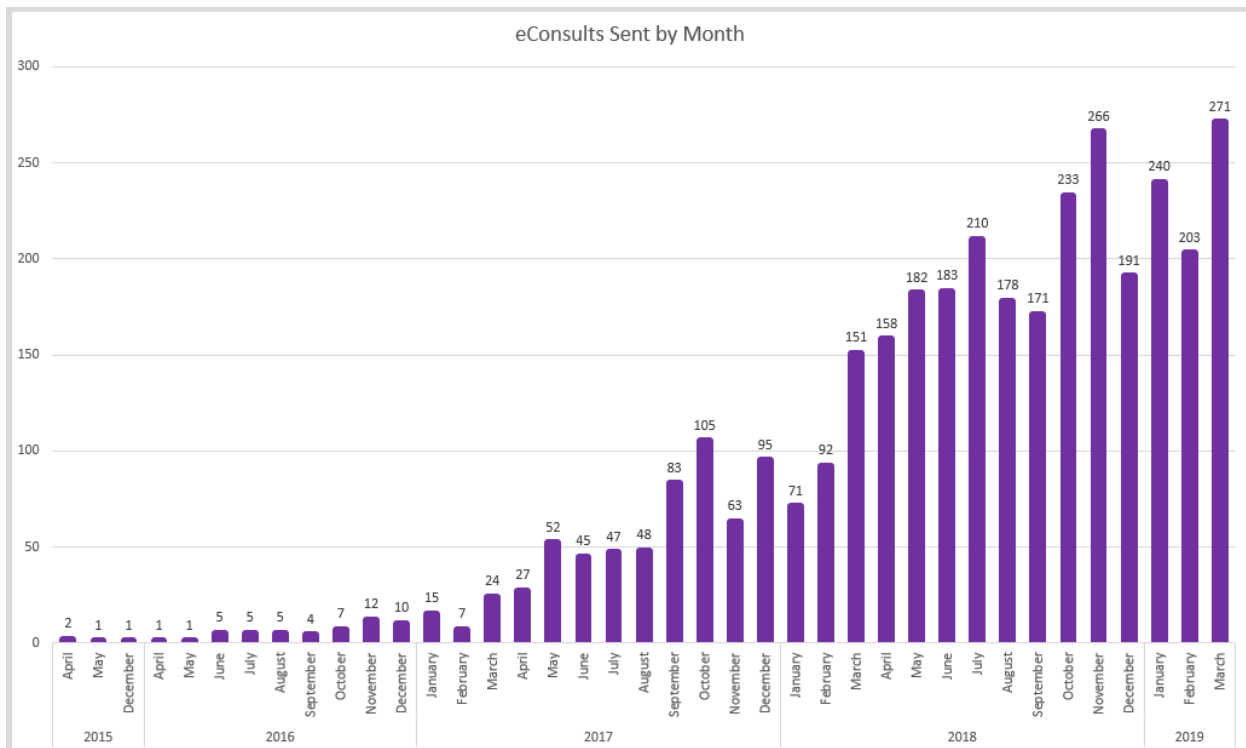
*\*\* Totals may be slightly lower than those for the LHIN due to not being able to map all the records to a sub-region.*

### Number of eConsults Received by LHIN 4 Specialists through the Ontario eConsult Program\*



\*Includes eConsults from Requesting Clinicians from inside and outside the LHIN

### Number of eConsults Sent by LHIN 4 Requesting Clinicians - Ontario eConsult Program\*\*



\*\*Includes eConsults sent to Specialists inside and outside the LHIN

## 1.5 Appendix E: LHIN 5 – Central West

| LHIN 5 - Provincial Product/Service % Penetration |                                 |        |
|---|---------------------------------|--------|
| Product   | LHIN 5 Penetration <sup>1</sup> | Change |
| eNotifications (Hospitals)*                       | 25%                             |        |
| HRM (Physicians)                                  | 41%                             | 1%     |
| HRM (Hospitals)                                   | 100%                            |        |
| OLIS (Physicians)*                                | 45%                             |        |

\*OntarioMD has re-counted eligible hospital sites for HRM and eNotifications to align with the Ministry of Health Eligible Hospital Sites. There is no change in denominator for HRM and eNotifications sites for LHIN 5.

| LHIN 5 - Physicians by Vendor/OntarioMD Service |   |            |           |            |            |                          |
|---|---|------------|-----------|------------|------------|--------------------------|
| EMR Vendor                                      | Physicians Live on Certified EMR <sup>2</sup> |            |           |            | HRM        | OLIS* Access Through EMR |
|   | GP  | SP         | Unknown   | Total      |            |                          |
| ABELSoft Corporation                            | 15  | 10         |           | 25         | 11         | 13                       |
| Alpha Healthcare Inc.                           | 6   |            |           | 6          | 2          | 4                        |
| AwareMD   |   |            |           |            |            |                          |
| Canada Health Systems Inc.                      | 38  | 16         | 3         | 57         | 36         | 38                       |
| Indivica Inc.                                   | 28  | 12         |           | 40         | 37         | 31                       |
| OSCAR EMR                                       | 141   | 68         | 2         | 211        | 130        | 75                       |
| P&P Data Systems Inc.                           | 42  | 2          | 1         | 45         | 34         | 40                       |
| QHR Technologies Inc.                           | 110   | 92         | 9         | 211        | 131        | 181                      |
| TELUS   | 143   | 42         | 4         | 189        | 120        | 167                      |
| YES Medical Systems                             | 1   |            | 1         | 2          |            | 3                        |
| York-Med Systems Inc.                           |   | 1          |           | 1          |            | 1                        |
| <b>Total</b>                                    | <b>524</b>                                    | <b>243</b> | <b>20</b> | <b>787</b> | <b>501</b> | <b>553</b>               |

\* Source: eHealth Ontario

<sup>1</sup> HRM Penetration is based on Live Physicians, not Enrolled Physicians.

<sup>2</sup> Numbers have been updated to reflect the actual number of physicians, not funding positions.

| LHIN 5 - Physicians by OntarioMD-Certified Vendor/Sub-Region <sup>1 2</sup> |                |            |            |           |  |
|---|----------------|------------|------------|-----------|--|
| OntarioMD Certified Vendor  | Bolton-Caledon | Bramalea   | Brampton   | Dufferin  | North Etobicoke Malton West Woodbridge |
| ABELSoft Corporation  |                | 8          | 13         |           | 3                                      |
| Alpha Healthcare Inc.   |                | 3          | 2          |           | 1                                      |
| AwareMD   |                |            |            |           |  |
| Canada Health Systems Inc.  | 1              | 32         | 6          |           | 17                                     |
| Indivica Inc.   |                | 4          | 12         |           | 24                                     |
| OSCAR EMR   | 2              | 55         | 112        | 5         | 29                                     |
| P&P Data Systems Inc.   |                | 27         | 2          |           | 14                                     |
| QHR Technologies Inc.   | 3              | 51         | 74         | 5         | 64                                     |
| TELUS   | 14             | 39         | 26         | 52        | 49                                     |
| YES Medical Systems   |                |            | 1          |           | 1                                      |
| York-Med Systems Inc.   |                |            |            |           | 1                                      |
| <b>Total</b>  | <b>20</b>      | <b>219</b> | <b>248</b> | <b>62</b> | <b>203</b>                             |

<sup>1</sup> Numbers have been updated to reflect the actual number of physicians, not funding positions.

<sup>2</sup> Please see Executive Notes for an explanation of slight discrepancies between LHIN and sub-region totals.

| LHIN 5 - Physicians by Sub-Region /Service |   |            |                          |
|--|---|------------|--------------------------|
| Sub-Region                                 | Physicians Live on Certified EMR <sup>1 2</sup> | HRM        | OLIS* Access Through EMR |
| Bolton-Caledon                             | 20  | 15         | 14                       |
| Bramalea                                   | 219   | 149        | 129                      |
| Brampton                                   | 248   | 137        | 159                      |
| Dufferin                                   | 62  | 44         | 62                       |
| North Etobicoke Malton West Woodbridge     | 203   | 136        | 154                      |
| <b>Total</b>                               | <b>752</b>                                      | <b>481</b> | <b>518</b>               |

\*Source: eHealth Ontario

<sup>1</sup> Numbers have been updated to reflect the actual number of physicians, not funding positions.

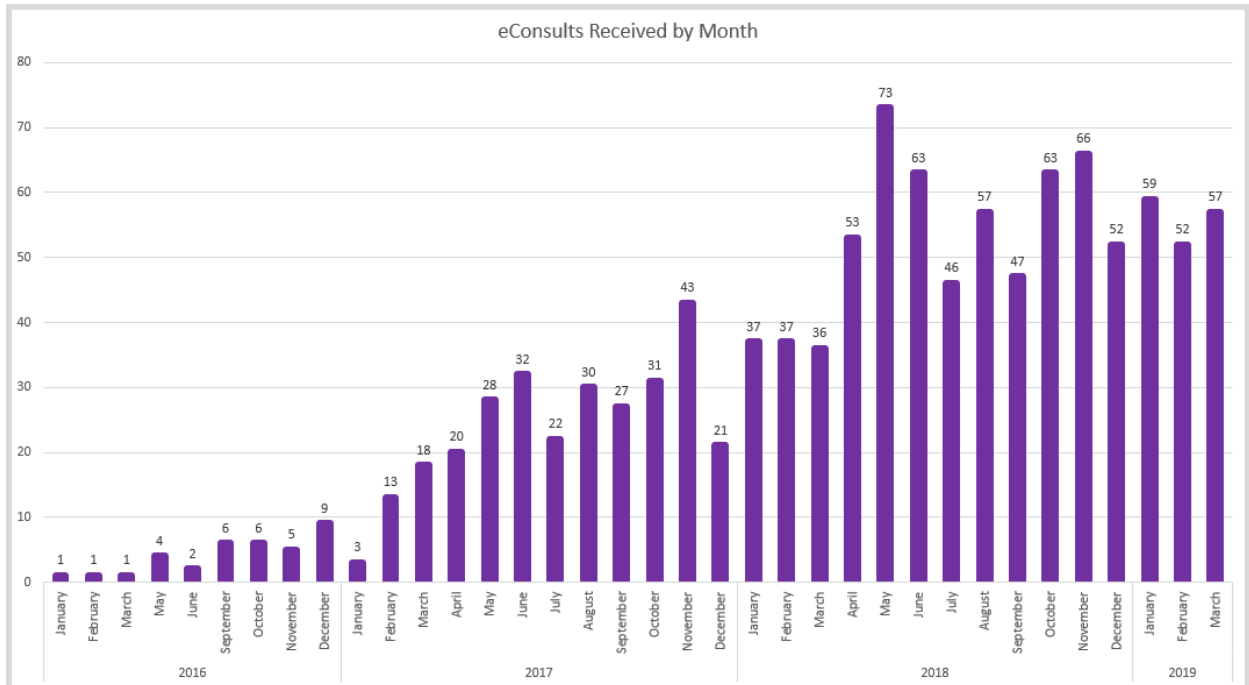
<sup>2</sup> Please see Executive Notes for an explanation of slight discrepancies between LHIN and sub-region totals.

| LHIN 5 – ONE ID Penetration by Sub-Region* |            |            |            |
|--|------------|------------|------------|
| Sub-Region**                               | Physicians | Nurses     | Total      |
| Bolton-Caledon                             | 24         | 9          | 33         |
| Bramalea                                   | 189        | 62         | 251        |
| Brampton                                   | 185        | 220        | 405        |
| Dufferin                                   | 68         | 38         | 106        |
| North Etobicoke Malton<br>West Woodbridge  | 135        |            | 135        |
| <b>Total</b>                               | <b>601</b> | <b>329</b> | <b>930</b> |

\*Source: eHealth Ontario & OntarioMD

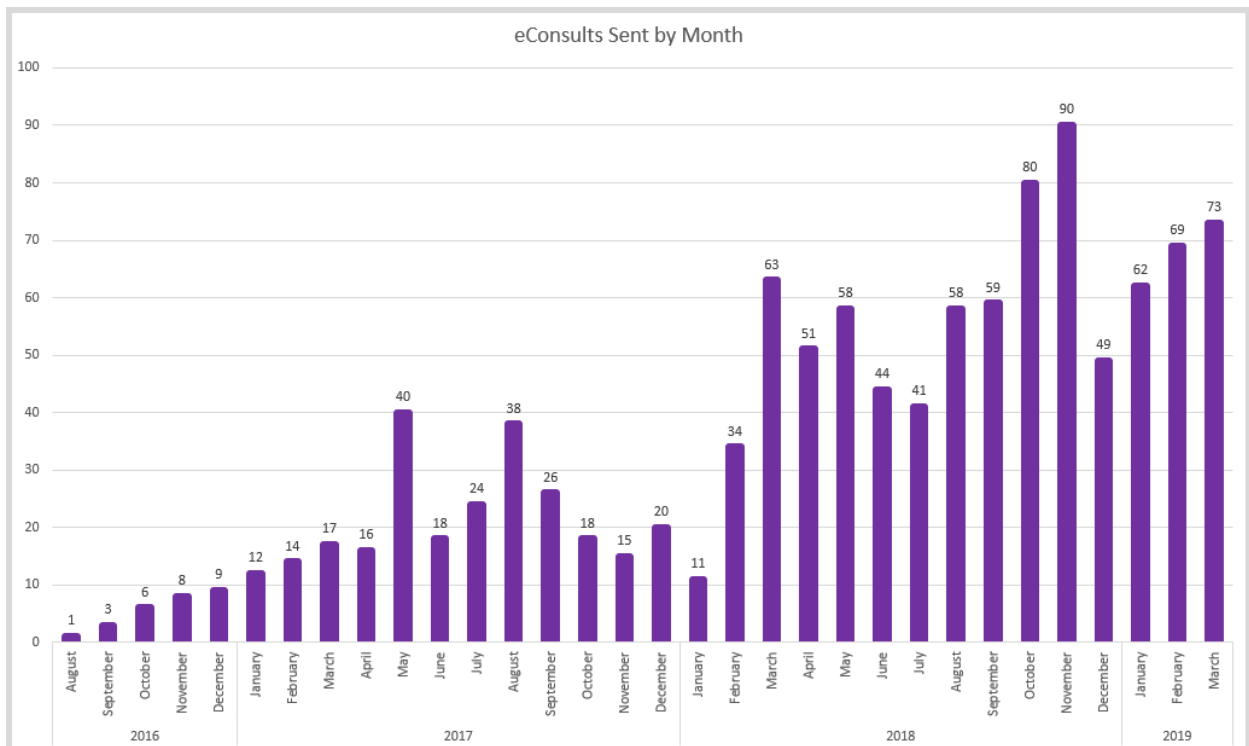
\*\* Totals may be slightly lower than those for the LHIN due to not being able to map all the records to a sub-region.

### Number of eConsults Received by LHIN 5 Specialists through the Ontario eConsult Program\*



\*Includes eConsults from Requesting Clinicians from inside and outside the LHIN

### Number of eConsults Sent by LHIN 5 Requesting Clinicians - Ontario eConsult Program\*\*



\*\*Includes eConsults sent to Specialists inside and outside the LHIN

## 1.6 Appendix F: LHIN 6 – Mississauga Halton

| LHIN 6 - Provincial Product/Service % Penetration |                                 |        |
|---|---------------------------------|--------|
| Product   | LHIN 6 Penetration <sup>1</sup> | Change |
| eNotifications (Hospitals)*                       | 0%                              |        |
| HRM (Physicians)                                  | 37%                             |        |
| HRM (Hospitals)                                   | 100%                            |        |
| OLIS (Physicians)*                                | 42%                             | 1%     |

\*OntarioMD has re-counted eligible hospital sites for HRM and eNotifications to align with the Ministry of Health Eligible Hospital Sites. There is no change in denominator for HRM and eNotifications sites for LHIN 6.

| LHIN 6 - Physicians by Vendor/OntarioMD Service |   |            |           |              |            |                          |
|---|---|------------|-----------|--------------|------------|--------------------------|
| EMR Vendor                                      | Physicians Live on Certified EMR <sup>2</sup> |            |           |              | HRM        | OLIS* Access Through EMR |
|   | GP  | SP         | Unknown   | Total        |            |                          |
| ABELSoft Corporation                            | 19  | 28         | 1         | 48           | 10         | 33                       |
| Alpha Healthcare Inc.                           | 2   | 1          | 1         | 4            | 1          | 1                        |
| AwareMD   | 1   | 19         |           | 20           | 20         |                          |
| Canada Health Systems Inc.                      | 27  | 2          |           | 29           | 10         | 33                       |
| Indivica Inc.                                   | 33  | 3          | 1         | 37           | 30         | 13                       |
| OSCAR EMR                                       | 230   | 55         | 2         | 287          | 180        | 126                      |
| P&P Data Systems Inc.                           | 8   | 5          |           | 13           | 3          | 11                       |
| QHR Technologies Inc.                           | 189   | 117        | 11        | 317          | 207        | 288                      |
| TELUS   | 370   | 109        | 6         | 485          | 338        | 370                      |
| YES Medical Systems                             | 3   |            |           | 3            | 1          | 3                        |
| York-Med Systems Inc.                           | 1   | 3          |           | 4            |            | 4                        |
| <b>Total</b>                                    | <b>883</b>                                    | <b>342</b> | <b>22</b> | <b>1,247</b> | <b>800</b> | <b>882</b>               |

\* Source: eHealth Ontario

<sup>1</sup> HRM Penetration is based on Live Physicians, not to Enrolled Physicians.

<sup>2</sup> Numbers have been updated to reflect the actual number of physicians, not funding positions.



**LHIN 6 - Physicians by OntarioMD-Certified Vendor/Sub-Region<sup>1</sup>**

| OntarioMD Certified Vendor | East Mississauga | Halton Hills | Milton     | North West Mississauga | Oakville   | South Etobicoke | South West Mississauga |
|----------------------------|------------------|--------------|------------|------------------------|------------|-----------------|------------------------|
| ABELSoft Corporation       | 11               |              | 5          | 17                     | 5          | 2               | 7                      |
| Alpha Healthcare Inc.      | 1                | 2            |            |                        | 1          |                 |                        |
| AwareMD                    | 20               |              |            |                        |            |                 |                        |
| Canada Health Systems Inc. | 10               |              |            | 2                      | 6          | 5               | 4                      |
| Indivica Inc.              | 3                |              |            | 10                     | 1          | 13              | 8                      |
| OSCAR EMR                  | 90               | 8            | 24         | 48                     | 45         | 9               | 45                     |
| P&P Data Systems Inc.      | 7                | 2            |            |                        | 1          | 3               |                        |
| QHR Technologies Inc.      | 106              | 12           | 40         | 57                     | 60         | 17              | 12                     |
| TELUS                      | 68               | 29           | 31         | 59                     | 176        | 35              | 44                     |
| YES Medical Systems        | 3                |              |            |                        |            |                 |                        |
| York-Med Systems Inc.      |                  |              |            |                        | 3          | 1               |                        |
| <b>Total</b>               | <b>319</b>       | <b>53</b>    | <b>100</b> | <b>193</b>             | <b>298</b> | <b>85</b>       | <b>120</b>             |

<sup>1</sup> Numbers have been updated to reflect the actual number of physicians, not funding positions.

<sup>2</sup> Please see Executive Notes for an explanation of slight discrepancies between LHIN and sub-region totals.

**LHIN 6 - Physicians by Sub-Region /Service**

| Sub-Region             | Physicians Live on Certified EMR <sup>1</sup> | HRM        | OLIS* Access Through EMR |
|------------------------|---|------------|--------------------------|
| East Mississauga       | 319   | 200        | 216                      |
| Halton Hills           | 53  | 39         | 49                       |
| Milton                 | 100   | 70         | 59                       |
| North West Mississauga | 193   | 115        | 179                      |
| Oakville               | 298   | 205        | 193                      |
| South Etobicoke        | 85  | 65         | 61                       |
| South West Mississauga | 120   | 70         | 58                       |
| <b>Total</b>           | <b>1,168</b>                                  | <b>764</b> | <b>815</b>               |

\*Source: eHealth Ontario

<sup>1</sup> Numbers have been updated to reflect the actual number of physicians, not funding positions.

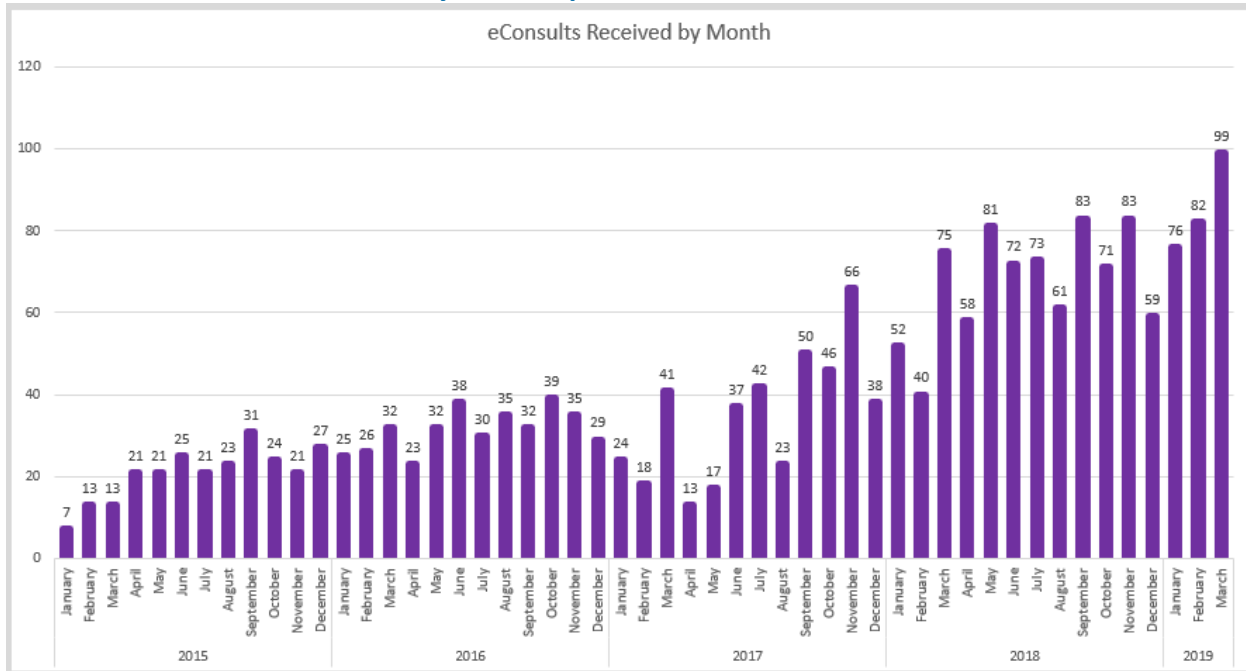
<sup>2</sup> Please see Executive Notes for an explanation of slight discrepancies between LHIN and sub-region totals.

| <b>LHIN 6 – ONE ID Penetration by Sub-Region*</b> |                   |               |              |
|---|-------------------|---------------|--------------|
| <b>Sub-Region**</b>                               | <b>Physicians</b> | <b>Nurses</b> | <b>Total</b> |
| East Mississauga                                  | 264               | 338           | 602          |
| Halton Hills                                      | 39                |               | 39           |
| Milton  | 72                | 139           | 211          |
| North West Mississauga                            | 220               | 238           | 458          |
| Oakville  | 241               | 68            | 309          |
| South Etobicoke                                   | 93                | 79            | 172          |
| South West Mississauga                            | 97                | 20            | 117          |
| <b>Total</b>                                      | <b>1,026</b>      | <b>882</b>    | <b>1,908</b> |

\*Source: eHealth Ontario & OntarioMD

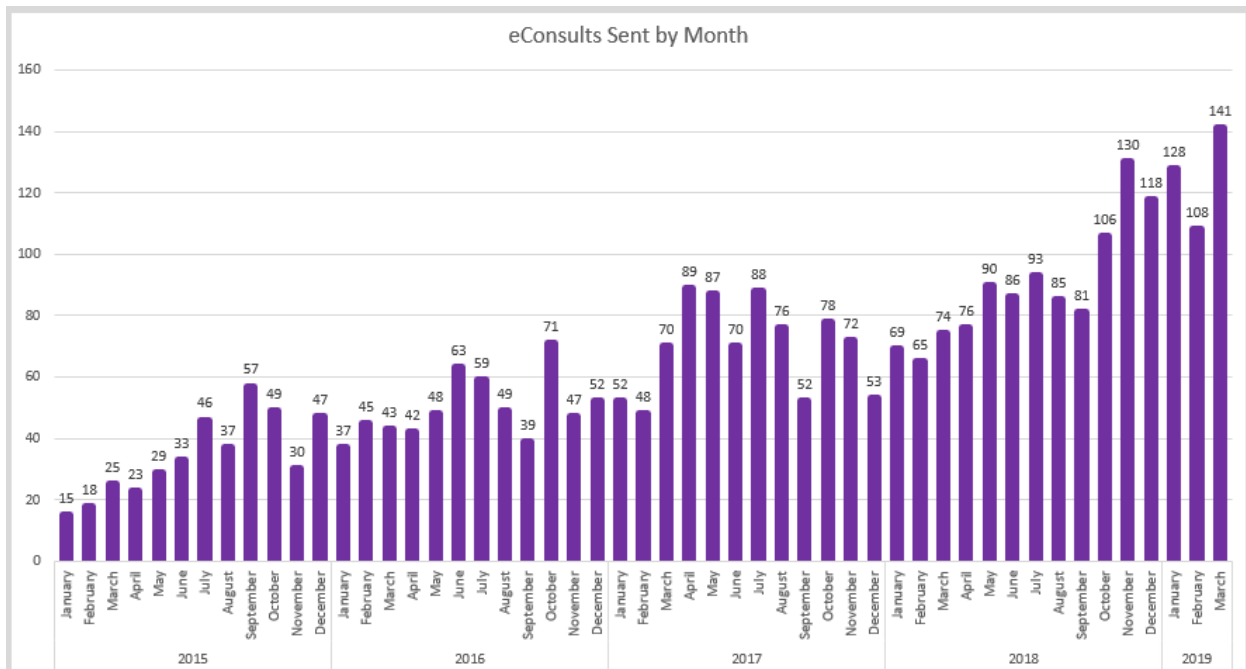
\*\* Totals may be slightly lower than those for the LHIN due to not being able to map all the records to a sub-region.

### Number of eConsults Received by LHIN 6 Specialists on eConsult BASE™ and OTN eConsult\*



\*Includes eConsults from Requesting Clinicians from inside and outside the LHIN

### Number of eConsults Sent by LHIN 6 Requesting Clinicians on eConsult BASE and OTN eConsult\*\*



\*\*Includes eConsults sent to Specialists inside and outside the LHIN

## 1.7 Appendix G: LHIN 7 – Toronto Central

| LHIN 7 - Provincial Product/Service % Penetration |                                 |        |
|---|---------------------------------|--------|
| Product   | LHIN 7 Penetration <sup>1</sup> | Change |
| eNotifications (Hospitals)*                       | 16%                             |        |
| HRM (Physicians)                                  | 20%                             |        |
| HRM (Hospitals)                                   | 68%                             |        |
| OLIS (Physicians)*                                | 33%                             |        |

\*OntarioMD has re-counted eligible hospital sites for HRM and eNotifications to align with the Ministry of Health Eligible Hospital Sites. Details of additional sites and their effect on penetration rates were provided in the April 2018 LHIN Report. For LHIN 7, UHN- Lyndhurst, UHN- Hillcrest and Sunnybrook Health Sciences – Orthopedic were added in May 2018.

| LHIN 7 - Physicians by Vendor/OntarioMD Service |   |            |           |              |              |                          |
|---|---|------------|-----------|--------------|--------------|--------------------------|
| EMR Vendor                                      | Physicians Live on Certified EMR <sup>2</sup> |            |           |              | HRM          | OLIS* Access Through EMR |
|   | GP  | SP         | Unknown   | Total        |              |                          |
| ABELSoft Corporation                            | 53  | 52         | 2         | 107          | 44           | 70                       |
| Alpha Healthcare Inc.                           | 19  | 3          |           | 22           | 19           | 22                       |
| AwareMD   | 1   | 3          |           | 4            | 4            |                          |
| Canada Health Systems Inc.                      | 78  | 9          | 6         | 93           | 44           | 69                       |
| Indivica Inc.                                   | 190   | 28         | 2         | 220          | 153          | 96                       |
| OSCAR EMR                                       | 124   | 140        | 2         | 266          | 91           | 147                      |
| P&P Data Systems Inc.                           | 58  | 15         | 1         | 74           | 12           | 45                       |
| QHR Technologies Inc.                           | 154   | 350        | 7         | 511          | 232          | 614                      |
| TELUS   | 730   | 208        | 17        | 955          | 556          | 843                      |
| YES Medical Systems                             |   | 11         | 2         | 13           | 1            | 13                       |
| York-Med Systems Inc.                           | 1   | 4          |           | 5            |              | 4                        |
| <b>Total</b>                                    | <b>1,408</b>                                  | <b>823</b> | <b>39</b> | <b>2,270</b> | <b>1,156</b> | <b>1,926</b>             |

\* Source: eHealth Ontario

<sup>1</sup> HRM Penetration is based on Live Physicians, not Enrolled Physicians.

<sup>2</sup> Numbers have been updated to reflect the actual number of physicians, not funding positions.

| LHIN 7 - Physicians by OntarioMD-Certified Vendor/Sub-Region <sup>1 2</sup> |              |                  |                  |               |              |
|---|--------------|------------------|------------------|---------------|--------------|
| OntarioMD Certified Vendor  | East Toronto | Mid-East Toronto | Mid-West Toronto | North Toronto | West Toronto |
| ABELSoft Corporation  | 45           | 7                | 21               | 18            | 4            |
| Alpha Healthcare Inc.   | 7            | 1                | 7                |               | 4            |
| AwareMD   |              |                  |                  |               | 4            |
| Canada Health Systems Inc.  | 15           | 8                | 16               | 8             | 8            |
| Indivica Inc.   | 16           | 9                | 105              | 52            | 15           |
| OSCAR EMR   | 8            | 85               | 68               | 62            | 27           |
| P&P Data Systems Inc.   |              | 6                | 32               | 10            | 4            |
| QHR Technologies Inc.   | 52           | 71               | 175              | 131           | 46           |
| TELUS   | 157          | 152              | 341              | 165           | 103          |
| YES Medical Systems   | 6            |                  | 5                | 1             | 1            |
| York-Med Systems Inc.   | 1            |                  | 1                | 1             | 1            |
| <b>Total</b>  | <b>307</b>   | <b>339</b>       | <b>771</b>       | <b>448</b>    | <b>217</b>   |

<sup>1</sup> Numbers have been updated to reflect the actual number of physicians, not funding positions.

<sup>2</sup> Please see Executive Notes for an explanation of slight discrepancies between LHIN and sub-region totals.

| LHIN 7 - Physicians by Sub-Region /Service |   |              |                          |
|--|---|--------------|--------------------------|
| Sub-Region                                 | Physicians Live on Certified EMR <sup>1 2</sup> | HRM          | OLIS* Access Through EMR |
| East Toronto                               | 307   | 183          | 232                      |
| Mid-East Toronto                           | 339   | 157          | 283                      |
| Mid-West Toronto                           | 771   | 338          | 781                      |
| North Toronto                              | 448   | 248          | 314                      |
| West Toronto                               | 217   | 123          | 183                      |
| <b>Total</b>                               | <b>2,082</b>                                    | <b>1,049</b> | <b>1,793</b>             |

\*Source: eHealth Ontario

<sup>1</sup> Numbers have been updated to reflect the actual number of physicians, not funding positions.

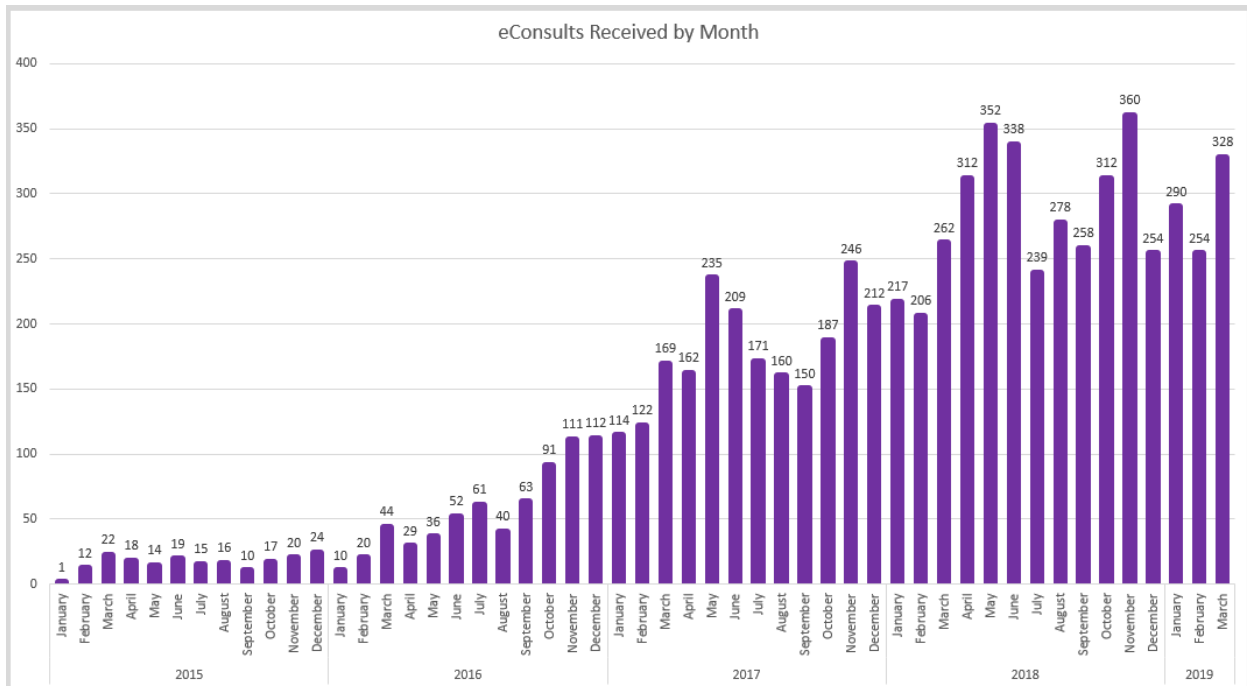
<sup>2</sup> Please see Executive Notes for an explanation of slight discrepancies between LHIN and sub-region totals.

| <b>LHIN 7 – ONE ID Penetration by Sub-Region*</b> |                   |               |              |
|---|-------------------|---------------|--------------|
| <b>Sub-Region**</b>                               | <b>Physicians</b> | <b>Nurses</b> | <b>Total</b> |
| East Toronto                                      | 331               | 64            | 395          |
| Mid-East Toronto                                  | 557               | 394           | 951          |
| Mid-West Toronto                                  | 2,737             | 291           | 3,028        |
| North Toronto                                     | 586               | 203           | 789          |
| West Toronto                                      | 213               | 41            | 254          |
| <b>Total</b>                                      | <b>4,424</b>      | <b>993</b>    | <b>5,417</b> |

\*Source: eHealth Ontario & OntarioMD

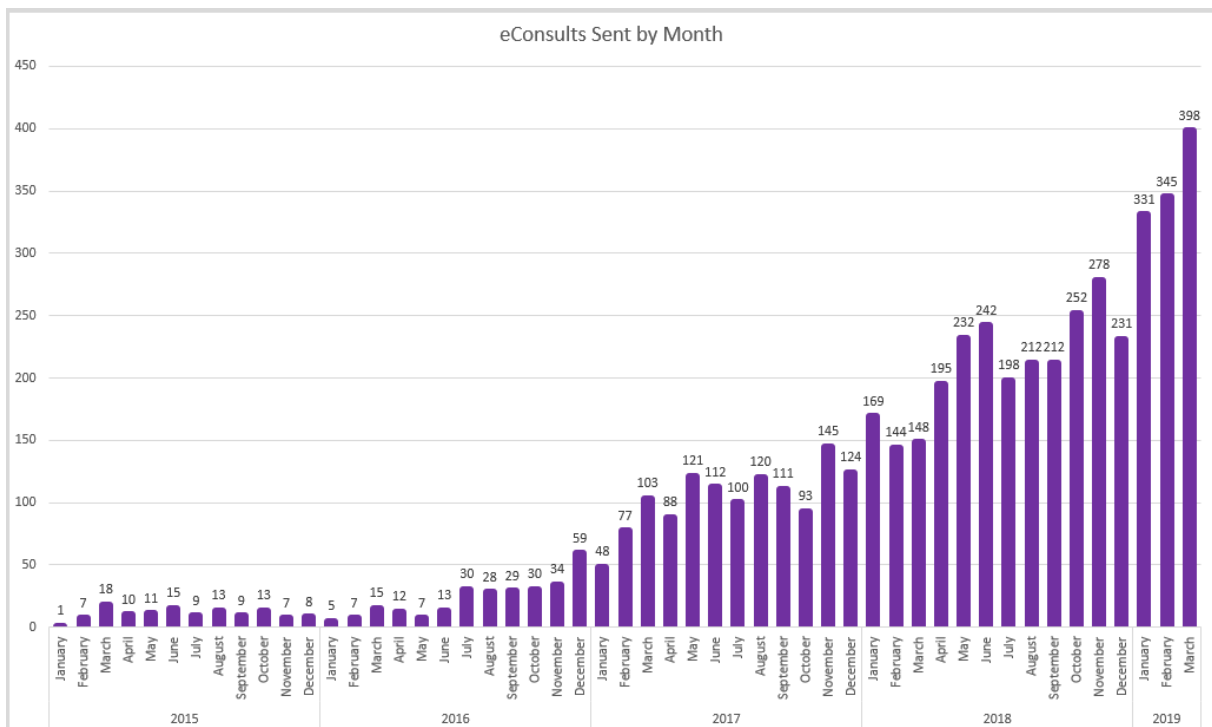
\*\* Totals may be slightly lower than those for the LHIN due to not being able to map all the records to a sub-region.

### Number of eConsults Received by LHIN 7 Specialists through the Ontario eConsult Program\*



\*Includes eConsults from Requesting Clinicians from inside and outside the LHIN

### Number of eConsults Sent by LHIN 7 Requesting Clinicians - Ontario eConsult Program\*\*



\*\*Includes eConsults sent to Specialists inside and outside the LHIN

## 1.8 Appendix H: LHIN 8 – Central

| LHIN 8 - Provincial Product/Service % Penetration |                                 |        |
|---|---------------------------------|--------|
| Product   | LHIN 8 Penetration <sup>1</sup> | Change |
| eNotifications (Hospitals)*                       | 27%                             |        |
| HRM (Physicians)                                  | 35%                             |        |
| HRM (Hospitals)                                   | 73%                             |        |
| OLIS (Physicians)*                                | 41%                             | 1%     |

\*OntarioMD has re-counted eligible hospital sites for HRM and eNotifications to align with the Ministry of Health Eligible Hospital Sites. Details of additional sites and their effect on penetration rates were provided in the April 2018 LHIN Report. There is no change in denominator for HRM and eNotifications sites for LHIN 8 in May 2018.

| LHIN 8 - Physicians by Vendor/OntarioMD Service |   |            |           |              |              |                          |
|---|---|------------|-----------|--------------|--------------|--------------------------|
| EMR Vendor                                      | Physicians Live on Certified EMR <sup>2</sup> |            |           |              | HRM          | OLIS* Access Through EMR |
|   | GP  | SP         | Unknown   | Total        |              |                          |
| ABELSoft Corporation                            | 47  | 57         | 3         | 107          | 31           | 68                       |
| Alpha Healthcare Inc.                           | 5   | 2          |           | 7            | 4            | 8                        |
| AwareMD   |   | 12         |           | 12           | 12           |                          |
| Canada Health Systems Inc.                      | 30  | 14         | 2         | 46           | 22           | 35                       |
| Indivica Inc.                                   | 152   | 17         | 4         | 173          | 134          | 74                       |
| OSCAR EMR                                       | 128   | 100        | 4         | 232          | 128          | 126                      |
| P&P Data Systems Inc.                           | 113   | 18         | 1         | 132          | 38           | 69                       |
| QHR Technologies Inc.                           | 289   | 249        | 11        | 549          | 351          | 443                      |
| TELUS   | 489   | 160        | 10        | 659          | 428          | 513                      |
| YES Medical Systems                             | 1   | 11         | 1         | 13           | 3            | 11                       |
| York-Med Systems Inc.                           | 7   | 6          | 1         | 14           | 9            | 11                       |
| <b>Total</b>                                    | <b>1,261</b>                                  | <b>646</b> | <b>37</b> | <b>1,944</b> | <b>1,160</b> | <b>1,358</b>             |

\* Source: eHealth Ontario

<sup>1</sup> HRM Penetration is based on Live Physicians, not Enrolled Physicians.

<sup>2</sup> Numbers have been updated to reflect the actual number of physicians, not funding positions.



| LHIN 8 - Physicians by OntarioMD-Certified Vendor/Sub-Region <sup>1 2</sup> |                     |                    |                 |                      |              |                     |
|---|---------------------|--------------------|-----------------|----------------------|--------------|---------------------|
| OntarioMD Certified Vendor  | Eastern York Region | North York Central | North York West | Northern York Region | South Simcoe | Western York Region |
| ABELSoft Corporation  | 10                  | 11                 | 26              | 13                   | 1            | 31                  |
| Alpha Healthcare Inc.   |                     | 1                  | 2               | 2                    |              | 2                   |
| AwareMD   |                     |                    |                 | 12                   |              |                     |
| Canada Health Systems Inc.  | 3                   | 16                 | 1               | 15                   | 2            | 8                   |
| Indivica Inc.   | 16                  | 42                 | 53              | 2                    | 1            | 41                  |
| OSCAR EMR   | 38                  | 45                 | 28              | 34                   |              | 71                  |
| P&P Data Systems Inc.   | 12                  | 21                 | 10              |                      | 6            | 57                  |
| QHR Technologies Inc.   | 85                  | 182                | 46              | 78                   | 5            | 126                 |
| TELUS   | 110                 | 131                | 55              | 104                  | 30           | 181                 |
| YES Medical Systems   | 2                   | 5                  | 1               |                      |              | 5                   |
| York-Med Systems Inc.   | 6                   |                    | 2               | 2                    |              | 4                   |
| <b>Total</b>  | <b>282</b>          | <b>454</b>         | <b>224</b>      | <b>262</b>           | <b>45</b>    | <b>526</b>          |

<sup>1</sup> Numbers have been updated to reflect the actual number of physicians, not funding positions.

<sup>2</sup> Please see Executive Notes for an explanation of slight discrepancies between LHIN and sub-region totals.

| LHIN 8 - Physicians by Sub-Region /Service |   |              |                          |
|--|---|--------------|--------------------------|
| Sub-Region                                 | Physicians Live on Certified EMR <sup>1 2</sup> | HRM          | OLIS* Access Through EMR |
| Eastern York Region                        | 282   | 229          | 190                      |
| North York Central                         | 454   | 255          | 361                      |
| North York West                            | 224   | 118          | 170                      |
| Northern York Region                       | 262   | 196          | 168                      |
| South Simcoe                               | 45  | 33           | 32                       |
| Western York Region                        | 526   | 304          | 333                      |
| <b>Total</b>                               | <b>1,793</b>                                    | <b>1,135</b> | <b>1,254</b>             |

\*Source: eHealth Ontario

<sup>1</sup> Numbers have been updated to reflect the actual number of physicians, not funding positions.

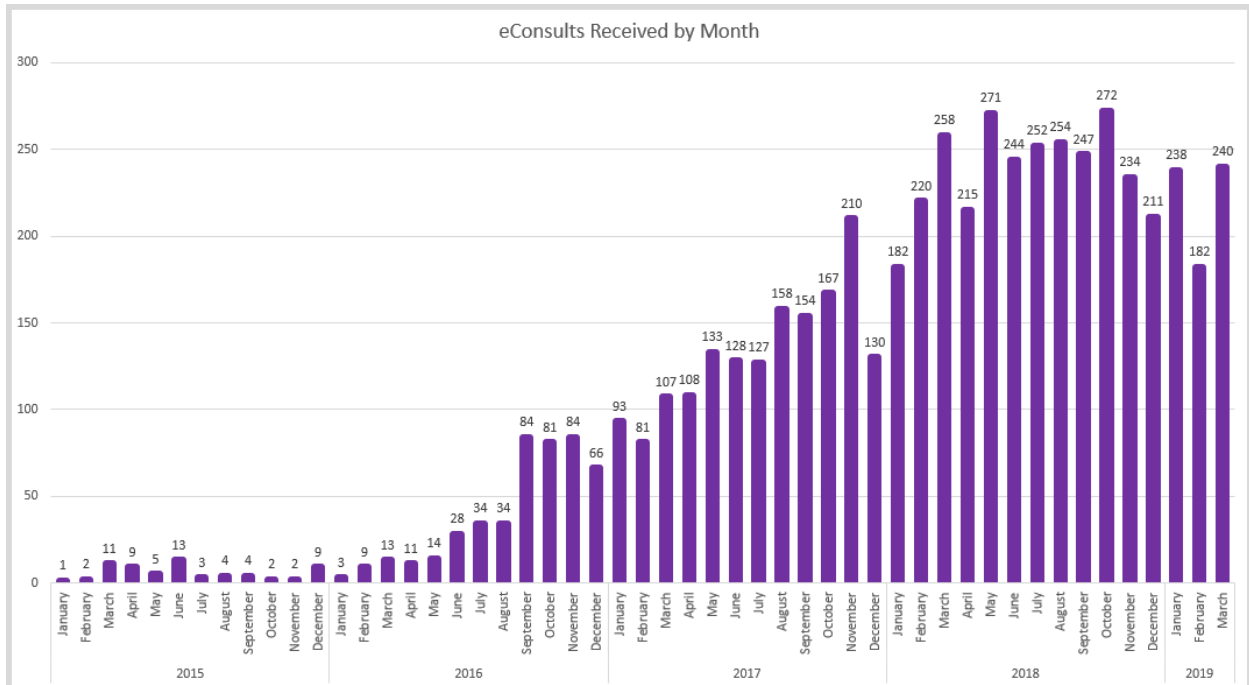
<sup>2</sup> Please see Executive Notes for an explanation of slight discrepancies between LHIN and sub-region totals.

| <b>LHIN 8 – ONE ID Penetration by Sub-Region*</b> |                   |               |              |
|---|-------------------|---------------|--------------|
| <b>Sub-Region**</b>                               | <b>Physicians</b> | <b>Nurses</b> | <b>Total</b> |
| Eastern York Region                               | 231               | 88            | 319          |
| North York Central                                | 436               | 181           | 617          |
| North York West                                   | 223               | 79            | 302          |
| Northern York Region                              | 246               | 201           | 447          |
| South Simcoe                                      | 53                | 37            | 90           |
| Western York Region                               | 449               | 63            | 512          |
| <b>Total</b>                                      | <b>1,638</b>      | <b>649</b>    | <b>2,287</b> |

*\*Source: eHealth Ontario & OntarioMD*

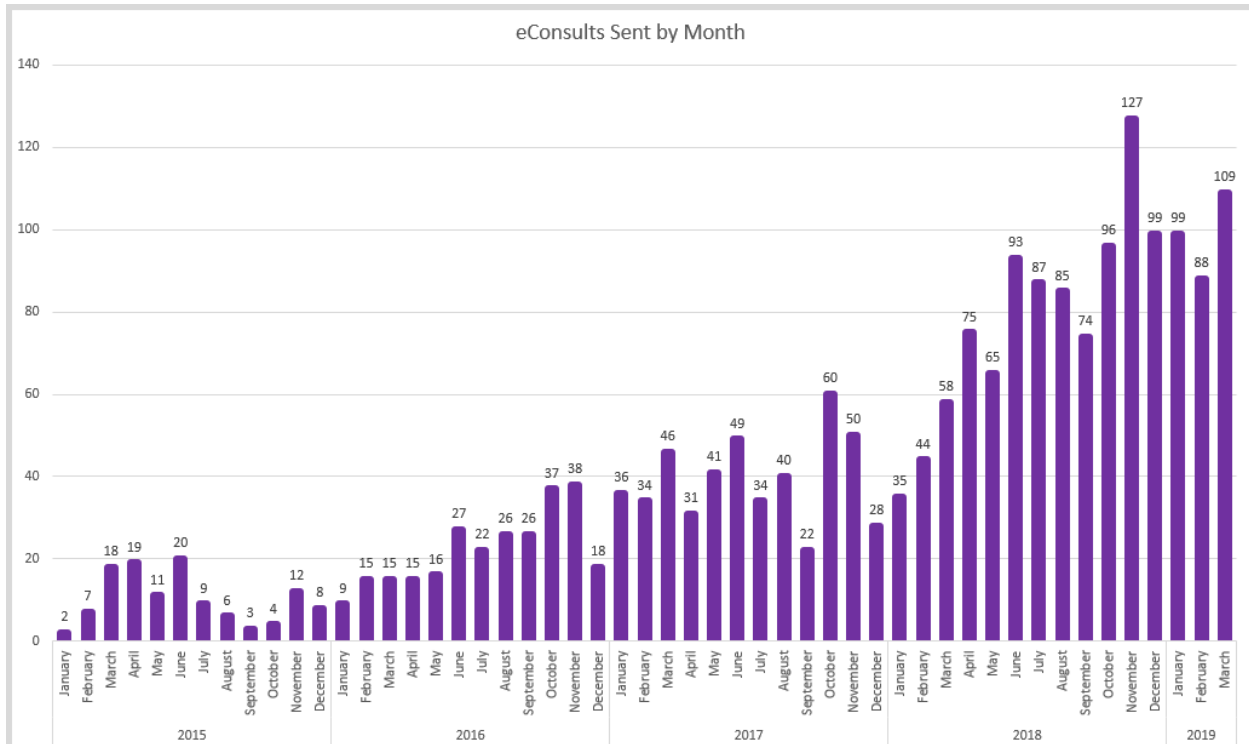
*\*\* Totals may be slightly lower than those for the LHIN due to not being able to map all the records to a sub-region.*

### Number of eConsults Received by LHIN 8 Specialists through the Ontario eConsult Program\*



\*Includes eConsults from Requesting Clinicians from inside and outside the LHIN

### Number of eConsults Sent by LHIN 8 Requesting Clinicians - Ontario eConsult Program\*\*



\*\*Includes eConsults sent to Specialists inside and outside the LHIN

## 1.9 Appendix I: LHIN 9 – Central East

| LHIN 9 - Provincial Product/Service % Penetration |                                 |        |
|---|---------------------------------|--------|
| Product   | LHIN 9 Penetration <sup>1</sup> | Change |
| eNotifications (Hospitals)*                       | 40%                             |        |
| HRM (Physicians)                                  | 45%                             |        |
| HRM (Hospitals)                                   | 100%                            |        |
| OLIS (Physicians)*                                | 48%                             |        |

\*OntarioMD has re-counted eligible hospital sites for HRM and eNotifications to align with the Ministry of Health Eligible Hospital Sites. Details of additional sites and their effect on penetration rates were provided in the April 2018 LHIN Report. For LHIN 9, Lakeridge Health – Whitby was added in May 2018.

| LHIN 9 - Physicians by Vendor/OntarioMD Service |   |            |           |              |              |                          |
|---|---|------------|-----------|--------------|--------------|--------------------------|
| EMR Vendor                                      | Physicians Live on Certified EMR <sup>2</sup> |            |           |              | HRM          | OLIS* Access Through EMR |
|   | GP  | SP         | Unknown   | Total        |              |                          |
| ABELSoft Corporation                            | 26  | 24         | 1         | 51           | 19           | 35                       |
| Alpha Healthcare Inc.                           | 9   | 2          |           | 11           | 6            | 7                        |
| AwareMD   |   |            |           |              |              |                          |
| Canada Health Systems Inc.                      | 65  | 9          |           | 74           | 50           | 38                       |
| Indivica Inc.                                   | 61  | 19         | 1         | 81           | 64           | 47                       |
| OSCAR EMR                                       | 145   | 81         | 1         | 227          | 154          | 136                      |
| P&P Data Systems Inc.                           | 49  | 9          |           | 58           | 31           | 36                       |
| QHR Technologies Inc.                           | 186   | 171        | 11        | 368          | 248          | 272                      |
| TELUS   | 501   | 119        | 7         | 627          | 487          | 555                      |
| YES Medical Systems                             | 1   | 8          | 2         | 11           | 7            | 6                        |
| York-Med Systems Inc.                           | 7   | 8          |           | 15           | 5            | 8                        |
| <b>Total</b>                                    | <b>1,050</b>                                  | <b>450</b> | <b>23</b> | <b>1,523</b> | <b>1,071</b> | <b>1,140</b>             |

\* Source: eHealth Ontario

<sup>1</sup> HRM Penetration is based on Live Physicians, not Enrolled Physicians.

<sup>2</sup> Numbers have been updated to reflect the actual number of physicians, not funding positions.

| LHIN 9 - Physicians by OntarioMD-Certified Vendor/Sub-Region <sup>1</sup> |                   |             |  |                       |                              |                   |                   |
|---|-------------------|-------------|--|-----------------------|------------------------------|-------------------|-------------------|
| OntarioMD Certified Vendor  | Durham North East | Durham West | Haliburton County and City of Kawartha Lakes | Northumberland County | Peterborough City and County | Scarborough North | Scarborough South |
| ABELSoft Corporation  |                   | 3           | 8  | 12                    | 3                            | 5                 | 17                |
| Alpha Healthcare Inc.   | 2                 |             |  |                       |                              | 5                 | 3                 |
| AwareMD   |                   |             |  |                       |                              |                   |                   |
| Canada Health Systems Inc.  | 11                | 6           |  |                       | 1                            | 3                 | 51                |
| Indivica Inc.   | 20                | 15          |  |                       | 1                            | 17                | 23                |
| OSCAR EMR   | 8                 | 44          | 1  | 10                    | 5                            | 54                | 93                |
| P&P Data Systems Inc.   | 6                 | 15          |  | 7                     |                              | 3                 | 27                |
| QHR Technologies Inc.   | 7                 | 45          | 13   | 4                     | 121                          | 31                | 118               |
| TELUS   | 285               | 77          | 56   | 27                    | 70                           | 31                | 59                |
| YES Medical Systems   |                   |             |  |                       |                              | 6                 | 4                 |
| York-Med Systems Inc.   | 1                 | 5           |  |                       | 7                            |                   | 2                 |
| <b>Total</b>  | <b>340</b>        | <b>210</b>  | <b>78</b>                                    | <b>60</b>             | <b>208</b>                   | <b>155</b>        | <b>397</b>        |

<sup>1</sup> Numbers have been updated to reflect the actual number of physicians, not funding positions.

<sup>2</sup> Please see Executive Notes for an explanation of slight discrepancies between LHIN and sub-region totals.

| LHIN 9 - Physicians by Sub-Region /Service   |   |              |                          |
|--|---|--------------|--------------------------|
| Sub-Region                                   | Physicians Live on Certified EMR <sup>1</sup> | HRM          | OLIS* Access Through EMR |
| Durham North East                            | 340   | 281          | 309                      |
| Durham West                                  | 210   | 137          | 149                      |
| Haliburton County and City of Kawartha Lakes | 78  | 46           | 66                       |
| Northumberland County                        | 60  | 49           | 41                       |
| Peterborough City and County                 | 208   | 152          | 148                      |
| Scarborough North                            | 155   | 99           | 117                      |
| Scarborough South                            | 397   | 258          | 262                      |
| <b>Total</b>                                 | <b>1,448</b>                                  | <b>1,022</b> | <b>1,092</b>             |

\*Source: eHealth Ontario

<sup>1</sup> Numbers have been updated to reflect the actual number of physicians, not funding positions.

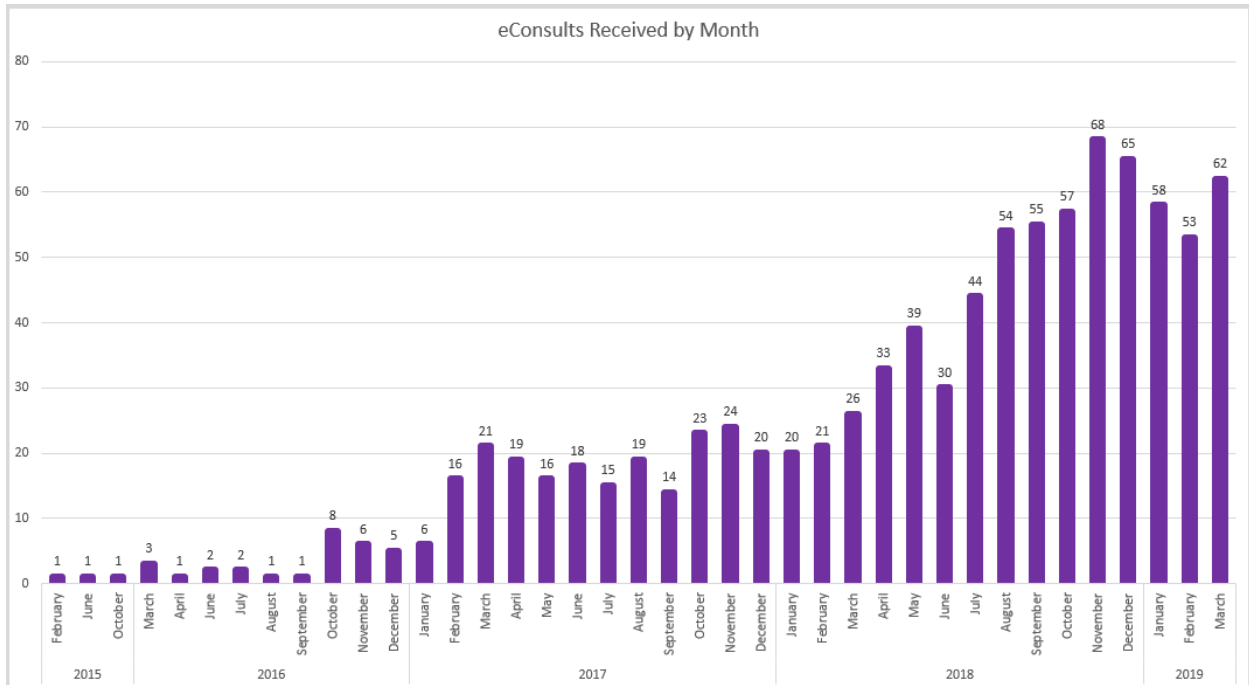
<sup>2</sup> Please see Executive Notes for an explanation of slight discrepancies between LHIN and sub-region totals.

| <b>LHIN 9 – ONE ID Penetration by Sub-Region*</b> |                   |               |              |
|---|-------------------|---------------|--------------|
| <b>Sub-Region**</b>                               | <b>Physicians</b> | <b>Nurses</b> | <b>Total</b> |
| Durham North East                                 | 302               | 288           | 590          |
| Durham West                                       | 160               | 345           | 505          |
| Haliburton County and City of Kawartha Lakes      | 114               | 104           | 218          |
| Northumberland County                             | 46                | 104           | 150          |
| Peterborough City and County                      | 132               | 75            | 207          |
| Scarborough North                                 | 105               | 204           | 309          |
| Scarborough South                                 | 401               | 313           | 714          |
| <b>Total</b>                                      | <b>1,260</b>      | <b>1,433</b>  | <b>2,693</b> |

\*Source: eHealth Ontario & OntarioMD

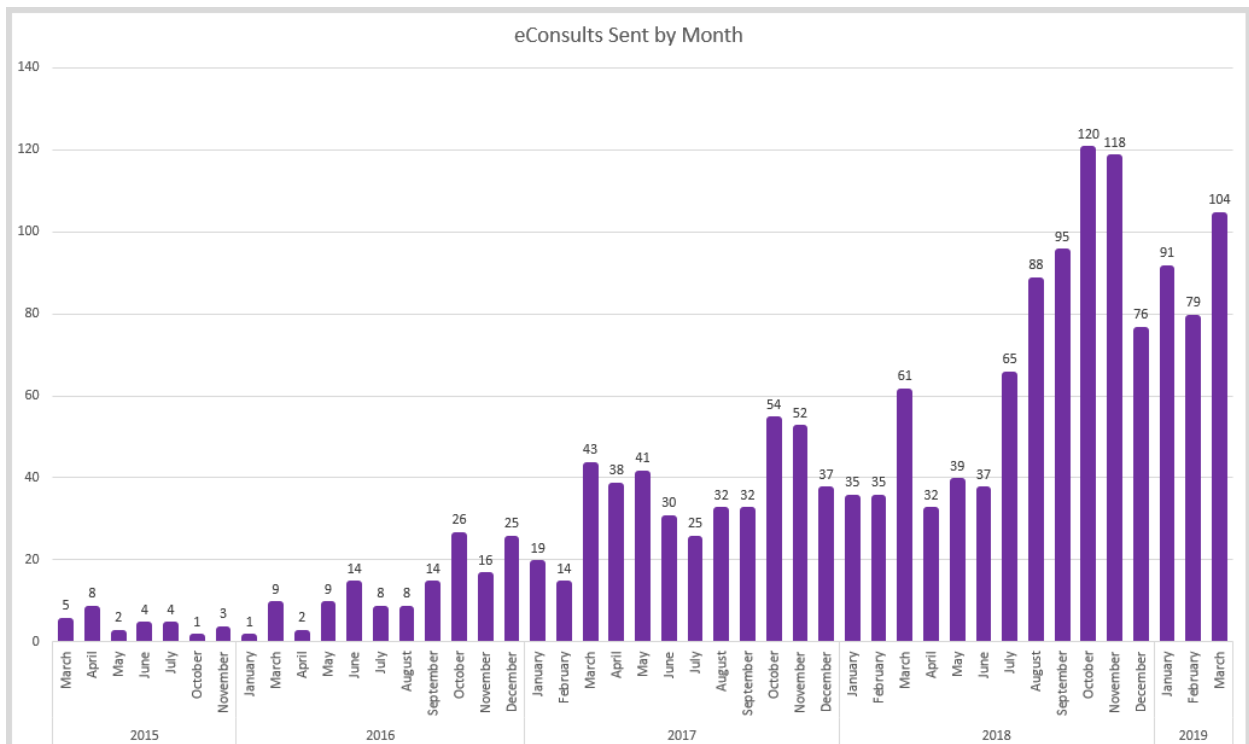
\*\* Totals may be slightly lower than those for the LHIN due to not being able to map all the records to a sub-region.

### Number of eConsults Received by LHIN 9 Specialists through the Ontario eConsult Program\*



\*Includes eConsults from Requesting Clinicians from inside and outside the LHIN

### Number of eConsults Sent by LHIN 9 Requesting Clinicians - Ontario eConsult Program\*\*



\*\*Includes eConsults sent to Specialists inside and outside the LHIN

## 1.10 Appendix J: LHIN 10 – South East

| LHIN 10 - Provincial Product/Service % Penetration |                                  |        |
|--|----------------------------------|--------|
| Product  | LHIN 10 Penetration <sup>1</sup> | Change |
| eNotifications (Hospitals)*                        | 7%                               |        |
| HRM (Physicians)                                   | 32%                              |        |
| HRM (Hospitals)                                    | 100%                             |        |
| OLIS (Physicians)*                                 | 43%                              |        |

\*OntarioMD has re-counted eligible hospital sites for HRM and eNotifications to align with the Ministry of Health Eligible Hospital Sites. Details of additional sites and their effect on penetration rates were provided in the April 2018 LHIN Report. For LHIN 10, Brockville – St. Vincent De Paul and Brockville- St. Vincent De Paul (Garden St. Site) were added in May 2018.

| LHIN 10 - Physicians by Vendor/OntarioMD Service |   |           |           |            |            |                          |
|--|---|-----------|-----------|------------|------------|--------------------------|
| EMR Vendor                                       | Physicians Live on Certified EMR <sup>2</sup> |           |           |            | HRM        | OLIS* Access Through EMR |
|  | GP  | SP        | Unknown   | Total      |            |                          |
| ABELSoft Corporation                             |   | 8         | 1         | 9          | 3          | 11                       |
| Alpha Healthcare Inc.                            |   |           |           |            |            |                          |
| AwareMD  |   |           |           |            |            |                          |
| Canada Health Systems Inc.                       | 1   |           |           | 1          |            | 3                        |
| Indivica Inc.                                    | 16  | 3         |           | 19         | 12         | 10                       |
| OSCAR EMR  | 79  | 11        |           | 90         | 44         | 48                       |
| P&P Data Systems Inc.                            | 8   | 3         |           | 11         | 7          | 7                        |
| QHR Technologies Inc.                            | 72  | 30        | 2         | 104        | 60         | 98                       |
| TELUS  | 321   | 28        | 10        | 359        | 262        | 349                      |
| YES Medical Systems                              |   | 1         |           | 1          | 1          | 1                        |
| York-Med Systems Inc.                            |   | 1         |           | 1          | 1          | 1                        |
| <b>Total</b>                                     | <b>497</b>                                    | <b>85</b> | <b>13</b> | <b>595</b> | <b>390</b> | <b>528</b>               |

\* Source: eHealth Ontario

<sup>1</sup> HRM Penetration is based on Live Physicians, not Enrolled Physicians.

<sup>2</sup> Numbers have been updated to reflect the actual number of physicians, not funding positions.



| LHIN 10 - Physicians by OntarioMD-Certified Vendor/Sub-Region <sup>1 2</sup> |            |                           |            |                                     |                |
|--|------------|---------------------------|------------|-------------------------------------|----------------|
| OntarioMD Certified Vendor   | Kingston   | Lanark, Leeds & Grenville | Quinte     | Rural Frontenac, Lennox & Addington | Rural Hastings |
| ABELSoft Corporation   | 3          | 1                         | 5          |                                     |                |
| Alpha Healthcare Inc.  |            |                           |            |                                     |                |
| AwareMD  |            |                           |            |                                     |                |
| Canada Health Systems Inc.   | 1          |                           |            |                                     |                |
| Indivica Inc.  | 14         | 5                         |            |                                     |                |
| OSCAR EMR  | 51         | 3                         | 36         |                                     |                |
| P&P Data Systems Inc.  | 1          | 1                         | 9          |                                     |                |
| QHR Technologies Inc.  | 40         | 5                         | 50         | 1                                   |                |
| TELUS  | 134        | 114                       | 49         | 34                                  | 24             |
| YES Medical Systems  |            |                           | 1          |                                     |                |
| York-Med Systems Inc.  |            | 1                         |            |                                     |                |
| <b>Total</b>   | <b>244</b> | <b>130</b>                | <b>150</b> | <b>35</b>                           | <b>24</b>      |

<sup>1</sup> Numbers have been updated to reflect the actual number of physicians, not funding positions.

<sup>2</sup> Please see Executive Notes for an explanation of slight discrepancies between LHIN and sub-region totals.

| LHIN 10 - Physicians by Sub-Region /Service |   |            |                          |
|---|---|------------|--------------------------|
| Sub-Region                                  | Physicians Live on Certified EMR <sup>1 2</sup> | HRM        | OLIS* Access Through EMR |
| Kingston                                    | 244   | 157        | 215                      |
| Lanark, Leeds & Grenville                   | 130   | 92         | 122                      |
| Quinte                                      | 150   | 95         | 122                      |
| Rural Frontenac, Lennox & Addington         | 35  | 22         | 24                       |
| Rural Hastings                              | 24  | 15         | 27                       |
| <b>Total</b>                                | <b>583</b>                                      | <b>381</b> | <b>510</b>               |

\*Source: eHealth Ontario

<sup>1</sup> Numbers have been updated to reflect the actual number of physicians, not funding positions.

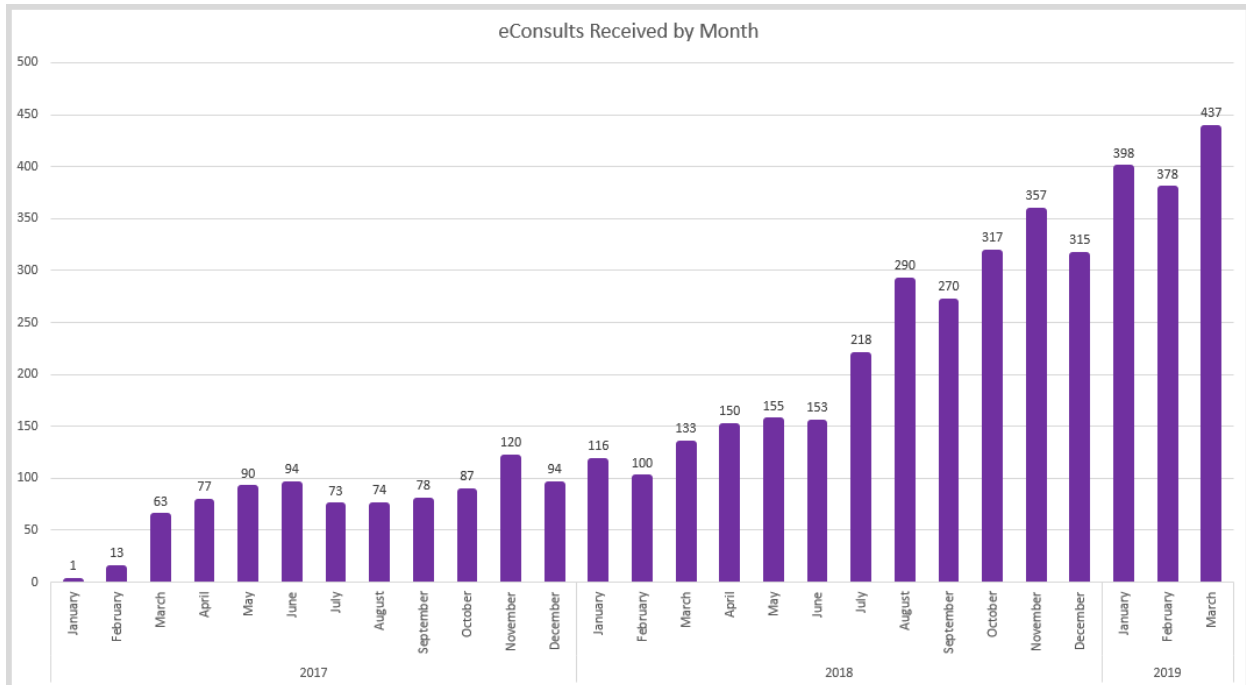
<sup>2</sup> Please see Executive Notes for an explanation of slight discrepancies between LHIN and sub-region totals.

| <b>LHIN 10 – ONE ID Penetration by Sub-Region*</b> |                   |               |              |
|--|-------------------|---------------|--------------|
| <b>Sub-Region**</b>                                | <b>Physicians</b> | <b>Nurses</b> | <b>Total</b> |
| Kingston   | 381               | 141           | 522          |
| Lanark, Leeds & Grenville                          | 107               | 78            | 185          |
| Quinte   | 100               | 112           | 212          |
| Rural Frontenac, Lennox & Addington                | 38                | 19            | 57           |
| Rural Hastings                                     | 23                | 4             | 27           |
| <b>Total</b>                                       | <b>649</b>        | <b>354</b>    | <b>1,003</b> |

*\*Source: eHealth Ontario & OntarioMD*

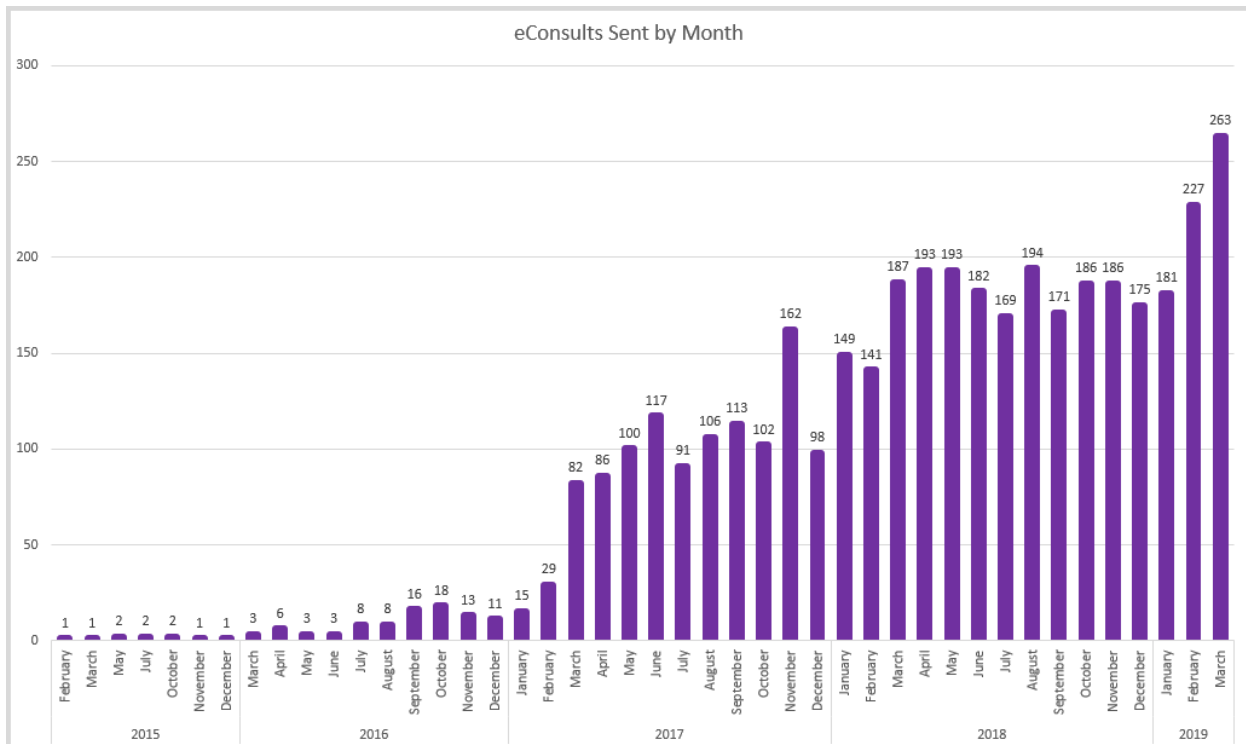
*\*\* Totals may be slightly lower than those for the LHIN due to not being able to map all the records to a sub-region.*

### Number of eConsults Received by LHIN 10 Specialists on eConsult BASE and OTN eConsult\*



\*Includes eConsults from Requesting Clinicians from inside and outside the LHIN

### Number of eConsults Sent by LHIN 10 Requesting Clinicians on eConsult BASE and OTN eConsult\*\*



\*\*Includes eConsults sent to Specialists inside and outside the LHIN

### 1.11 Appendix K: LHIN 11 – Champlain

| LHIN 11 - Provincial Product/Service % Penetration |                     |        |
|--|---------------------|--------|
| Product  | LHIN 11 Penetration | Change |
| eNotifications (Hospitals)*                        | 42%                 |        |
| HRM (Physicians)                                   | 27%                 | 1%     |
| HRM (Hospitals)                                    | 79%                 |        |
| OLIS (Physicians)*                                 | 42%                 |        |

\*OntarioMD has re-counted eligible hospital sites for HRM and eNotifications to align with the Ministry of Health Eligible Hospital Sites. Details of additional sites and their effect on penetration rates were provided in the April 2018 LHIN Report. There is no change in denominator for HRM and eNotifications sites for LHIN 11 in May 2018.

| LHIN 11 - Physicians by Vendor/OntarioMD Service |   |            |           |              |            |                          |
|--|---|------------|-----------|--------------|------------|--------------------------|
| EMR Vendor                                       | Physicians Live on Certified EMR <sup>2</sup> |            |           |              | HRM        | OLIS* Access Through EMR |
|  | GP  | SP         | Unknown   | Total        |            |                          |
| ABELSoft Corporation                             | 3   | 28         |           | 31           | 4          | 31                       |
| Alpha Healthcare Inc.                            |   | 1          |           | 1            | 1          |                          |
| AwareMD  |   |            |           |              |            |                          |
| Canada Health Systems Inc.                       | 64  | 48         | 3         | 115          | 64         | 58                       |
| Indivica Inc.                                    | 57  | 6          | 1         | 64           | 48         | 51                       |
| OSCAR EMR  | 153   | 53         | 1         | 207          | 137        | 124                      |
| P&P Data Systems Inc.                            | 56  | 2          | 1         | 59           | 15         | 22                       |
| QHR Technologies Inc.                            | 158   | 141        | 3         | 302          | 117        | 277                      |
| TELUS  | 885   | 203        | 17        | 1,107        | 577        | 958                      |
| YES Medical Systems                              |   |            |           |              |            |                          |
| York-Med Systems Inc.                            |   | 1          |           | 1            |            | 2                        |
| <b>Total</b>                                     | <b>1,376</b>                                  | <b>483</b> | <b>26</b> | <b>1,885</b> | <b>963</b> | <b>1,523</b>             |

\* Source: eHealth Ontario

<sup>1</sup> HRM Penetration is based on Live Physicians, not Enrolled Physicians.

<sup>2</sup> Numbers have been updated to reflect the actual number of physicians, not funding positions.

| LHIN 11 - Physicians by OntarioMD-Certified Vendor/Sub-Region <sup>1 2</sup> |                |                   |                |                   |                |
|--|----------------|-------------------|----------------|-------------------|----------------|
| OntarioMD Certified Vendor   | Central Ottawa | Eastern Champlain | Eastern Ottawa | Western Champlain | Western Ottawa |
| ABELSoft Corporation   | 29             |                   | 1              | 1                 |                |
| Alpha Healthcare Inc.  |                |                   |                |                   | 1              |
| AwareMD  |                |                   |                |                   |                |
| Canada Health Systems Inc.   | 49             | 15                | 7              |                   | 42             |
| Indivica Inc.  | 40             |                   | 15             | 7                 | 2              |
| OSCAR EMR  | 100            | 3                 | 17             | 15                | 65             |
| P&P Data Systems Inc.  | 7              | 38                |                |                   | 14             |
| QHR Technologies Inc.  | 172            | 18                | 10             | 18                | 78             |
| TELUS  | 533            | 115               | 190            | 136               | 123            |
| YES Medical Systems  |                |                   |                |                   |                |
| York-Med Systems Inc.  |                |                   |                | 1                 |                |
| <b>Total</b>   | <b>930</b>     | <b>189</b>        | <b>240</b>     | <b>178</b>        | <b>325</b>     |

<sup>1</sup> Numbers have been updated to reflect the actual number of physicians, not funding positions.

<sup>2</sup> Please see Executive Notes for an explanation of slight discrepancies between LHIN and sub-region totals.

| LHIN 11 - Physicians by Sub-Region /Service |   |            |                          |
|---|---|------------|--------------------------|
| Sub-Region                                  | Physicians Live on Certified EMR <sup>1 2</sup> | HRM        | OLIS* Access Through EMR |
| Central Ottawa                              | 930   | 398        | 792                      |
| Eastern Champlain                           | 189   | 76         | 137                      |
| Eastern Ottawa                              | 240   | 135        | 197                      |
| Western Champlain                           | 178   | 148        | 151                      |
| Western Ottawa                              | 325   | 194        | 225                      |
| <b>Total</b>                                | <b>1,862</b>                                    | <b>951</b> | <b>1,502</b>             |

\*Source: eHealth Ontario

<sup>1</sup> Numbers have been updated to reflect the actual number of physicians, not funding positions.

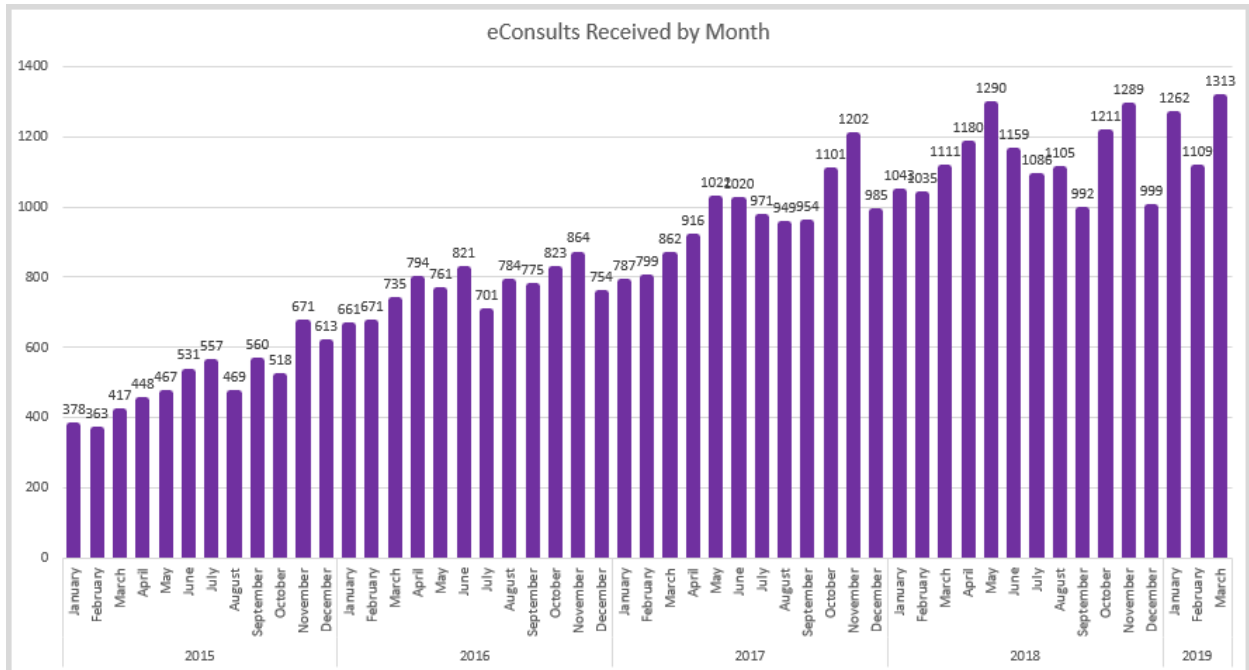
<sup>2</sup> Please see Executive Notes for an explanation of slight discrepancies between LHIN and sub-region totals.

| <b>LHIN 11 – ONE ID Penetration by Sub-Region*</b> |                   |               |              |
|--|-------------------|---------------|--------------|
| <b>Sub-Region**</b>                                | <b>Physicians</b> | <b>Nurses</b> | <b>Total</b> |
| Central Ottawa                                     | 754               | 221           | 975          |
| Eastern Champlain                                  | 131               | 216           | 347          |
| Eastern Ottawa                                     | 155               | 65            | 220          |
| Western Champlain                                  | 146               | 177           | 323          |
| Western Ottawa                                     | 199               | 105           | 304          |
| <b>Total</b>                                       | <b>1,385</b>      | <b>784</b>    | <b>2,169</b> |

*\*Source: eHealth Ontario & OntarioMD*

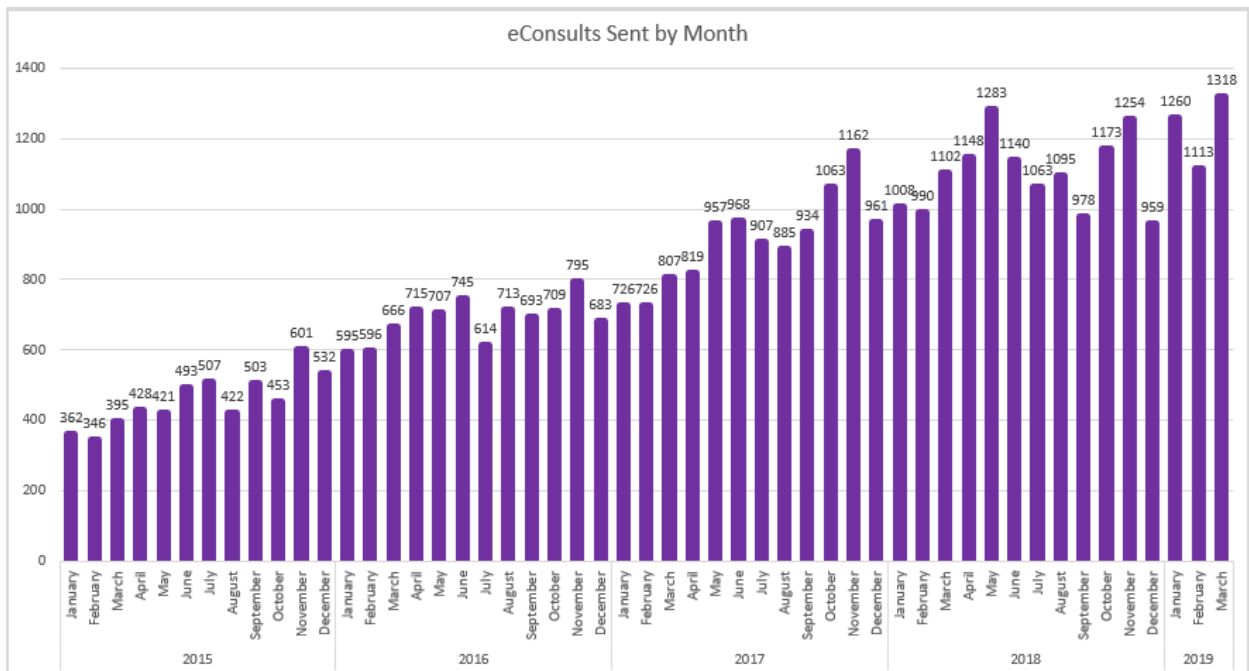
*\*\* Totals may be slightly lower than those for the LHIN due to not being able to map all the records to a sub-region.*

### Number of eConsults received by LHIN 11 Specialists on eConsult BASE\*



\*Includes eConsults from Requesting Clinicians from inside and outside the LHIN

### Number of eConsults sent by LHIN 11 Requesting Clinicians on eConsult BASE\*\*



\*\*Includes eConsults sent to Specialists inside and outside the LHIN

## 1.12 Appendix L: LHIN 12 – North Simcoe Muskoka

| LHIN 12 - Provincial Product/Service % Penetration |                                  |        |
|--|----------------------------------|--------|
| Product  | LHIN 12 Penetration <sup>1</sup> | Change |
| eNotifications (Hospitals)*                        | 13%                              |        |
| HRM (Physicians)                                   | 52%                              | -1%    |
| HRM (Hospitals)                                    | 100%                             |        |
| OLIS (Physicians)*                                 | 52%                              |        |

\*OntarioMD has re-counted eligible hospital sites for HRM and eNotifications to align with the Ministry of Health Eligible Hospital Sites. Details of additional sites and their effect on penetration rates were provided in the April 2018 LHIN Report. There is no change in denominator for HRM and eNotifications sites for LHIN 12 in May 2018.

| LHIN 12 - Physicians by Vendor/OntarioMD Service |   |            |          |            |            |                          |
|--|---|------------|----------|------------|------------|--------------------------|
| EMR Vendor                                       | Physicians Live on Certified EMR <sup>2</sup> |            |          |            | HRM        | OLIS* Access Through EMR |
|  | GP  | SP         | Unknown  | Total      |            |                          |
| ABELSoft Corporation                             | 1   | 1          | 1        | 3          | 1          | 4                        |
| Alpha Healthcare Inc.                            | 5   |            |          | 5          | 4          | 4                        |
| AwareMD  |   | 1          |          | 1          | 1          |                          |
| Canada Health Systems Inc.                       |   |            | 1        | 1          |            | 1                        |
| Indivica Inc.                                    |   | 1          |          | 1          | 1          | 2                        |
| OSCAR EMR  | 17  | 8          |          | 25         | 13         | 7                        |
| P&P Data Systems Inc.                            |   | 1          |          | 1          |            |                          |
| QHR Technologies Inc.                            | 194   | 81         | 1        | 276        | 209        | 201                      |
| TELUS  | 194   | 40         | 4        | 238        | 195        | 205                      |
| YES Medical Systems                              |   |            |          |            |            |                          |
| York-Med Systems Inc.                            |   | 2          |          | 2          | 2          | 2                        |
| <b>Total</b>                                     | <b>411</b>                                    | <b>135</b> | <b>7</b> | <b>553</b> | <b>426</b> | <b>426</b>               |

\* Source: eHealth Ontario

<sup>1</sup> HRM Penetration is based on Live Physicians, not Enrolled Physicians.

<sup>2</sup> Numbers have been updated to reflect the actual number of physicians, not funding positions.



| LHIN 12 - Physicians by OntarioMD-Certified Vendor/Sub-Region <sup>1 2</sup> |                 |             |           |              |                    |
|--|-----------------|-------------|-----------|--------------|--------------------|
| OntarioMD Certified Vendor   | Barrie and Area | Couchiching | Muskoka   | North Simcoe | South Georgian Bay |
| ABELSoft Corporation   | 1               | 2           |           |              |                    |
| Alpha Healthcare Inc.  |                 |             | 5         |              |                    |
| AwareMD  |                 |             |           |              |                    |
| Canada Health Systems Inc.   | 1               |             |           |              |                    |
| Indivica Inc.  | 1               |             |           |              |                    |
| OSCAR EMR  | 21              | 3           | 1         |              |                    |
| P&P Data Systems Inc.  | 1               |             |           |              |                    |
| QHR Technologies Inc.  | 216             | 17          | 1         | 35           | 6                  |
| TELUS  | 14              | 65          | 72        | 14           | 73                 |
| YES Medical Systems  |                 |             |           |              |                    |
| York-Med Systems Inc.  | 2               |             |           |              |                    |
| <b>Total</b>   | <b>257</b>      | <b>87</b>   | <b>79</b> | <b>49</b>    | <b>79</b>          |

<sup>1</sup> Numbers have been updated to reflect the actual number of physicians, not funding positions.

<sup>2</sup> Please see Executive Notes for an explanation of slight discrepancies between LHIN and sub-region totals.

| LHIN 12 - Physicians by Sub-Region /Service |   |            |                          |
|---|---|------------|--------------------------|
| Sub-Region                                  | Physicians Live on Certified EMR <sup>1 2</sup> | HRM        | OLIS* Access Through EMR |
| Barrie and Area                             | 257   | 191        | 169                      |
| Couchiching                                 | 87  | 61         | 76                       |
| Muskoka                                     | 79  | 64         | 65                       |
| North Simcoe                                | 49  | 35         | 54                       |
| South Georgian Bay                          | 79  | 70         | 59                       |
| <b>Total</b>                                | <b>551</b>                                      | <b>421</b> | <b>423</b>               |

\*Source: eHealth Ontario

<sup>1</sup> Numbers have been updated to reflect the actual number of physicians, not funding positions.

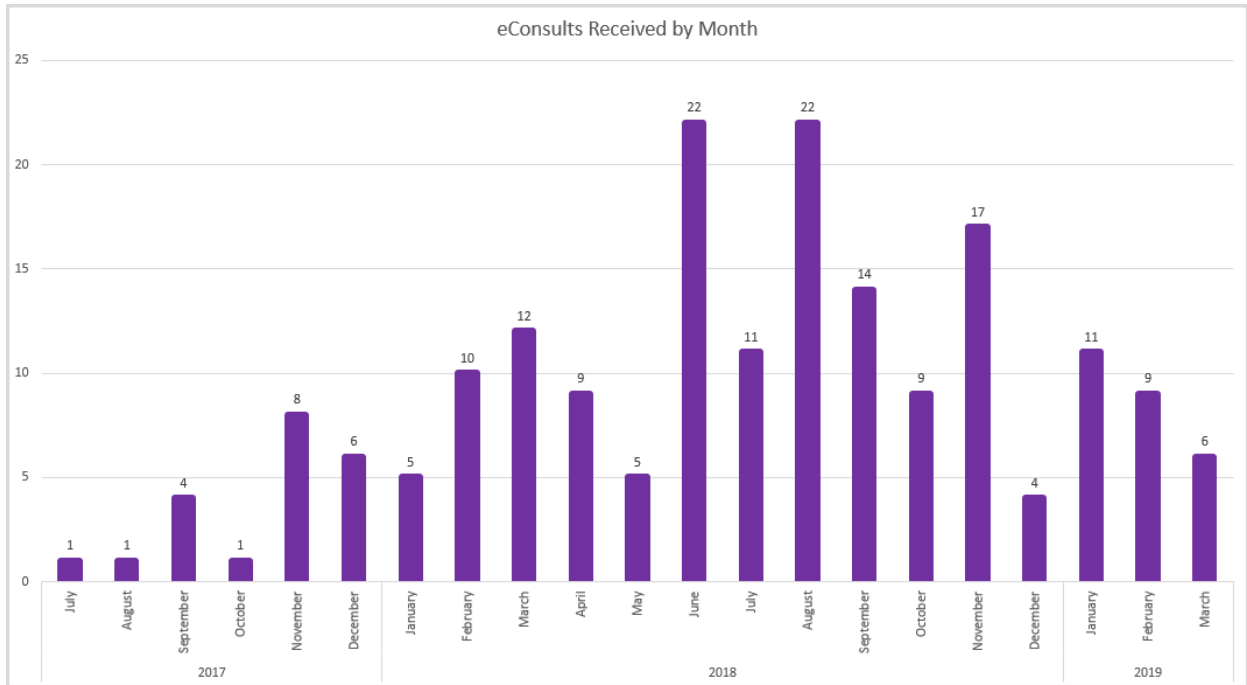
<sup>2</sup> Please see Executive Notes for an explanation of slight discrepancies between LHIN and sub-region totals.

| <b>LHIN 12 – ONE ID Penetration by Sub-Region*</b> |                   |               |              |
|--|-------------------|---------------|--------------|
| <b>Sub-Region**</b>                                | <b>Physicians</b> | <b>Nurses</b> | <b>Total</b> |
| Barrie and Area                                    | 287               | 173           | 460          |
| Couchiching  | 91                | 70            | 161          |
| Muskoka  | 75                | 121           | 196          |
| North Simcoe                                       | 75                | 57            | 132          |
| South Georgian Bay                                 | 65                | 78            | 143          |
| <b>Total</b>                                       | <b>593</b>        | <b>499</b>    | <b>1,092</b> |

*\*Source: eHealth Ontario & OntarioMD*

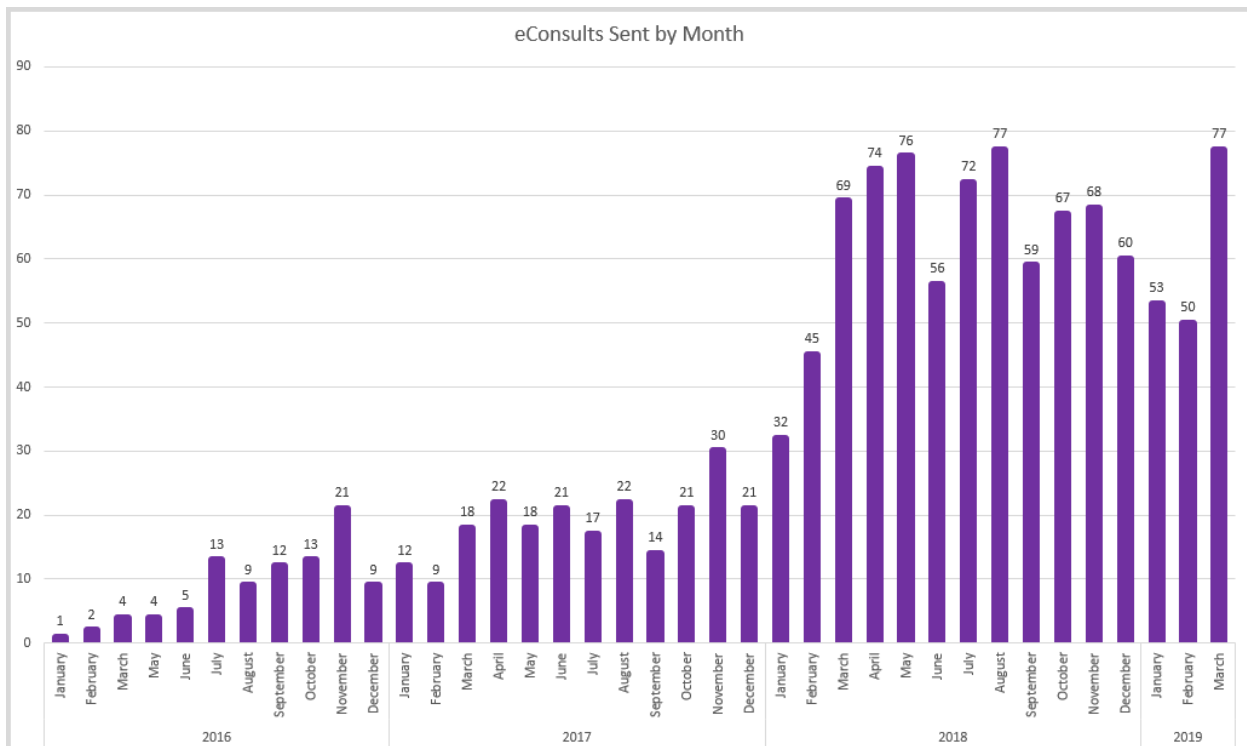
*\*\* Totals may be slightly lower than those for the LHIN due to not being able to map all the records to a sub-region.*

### Number of eConsults Received by LHIN 12 Specialists through the Ontario eConsult Program\*



\*Includes eConsults from Requesting Clinicians from inside and outside the LHIN

### Number of eConsults Sent by LHIN 12 Requesting Clinicians - Ontario eConsult Program\*\*



\*\*Includes eConsults sent to Specialists inside and outside the LHIN

### 1.13 Appendix M: LHIN 13 – North East

| LHIN 13 - Provincial Product/Service % Penetration |                                  |        |
|--|----------------------------------|--------|
| Product  | LHIN 13 Penetration <sup>1</sup> | Change |
| eNotifications (Hospitals)*                        | 38%                              |        |
| HRM (Physicians)                                   | 15%                              |        |
| HRM (Hospitals)                                    | 0%                               |        |
| OLIS (Physicians)*                                 | 47%                              |        |

\*OntarioMD has re-counted eligible hospital sites for HRM and eNotifications to align with the Ministry of Health Eligible Hospital Sites. Details of additional sites and their effect on penetration rates were provided in the April 2018 LHIN Report. There is no change in denominator for HRM and eNotifications sites for LHIN 13 in May 2018.

| LHIN 13 - Physicians by Vendor/OntarioMD Service |   |           |           |            |            |                          |
|--|---|-----------|-----------|------------|------------|--------------------------|
| EMR Vendor                                       | Physicians Live on Certified EMR <sup>2</sup> |           |           |            | HRM        | OLIS* Access Through EMR |
|  | GP  | SP        | Unknown   | Total      |            |                          |
| ABELSoft Corporation                             | 1   | 6         |           | 7          | 1          | 4                        |
| Alpha Healthcare Inc.                            |   | 1         |           | 1          |            | 1                        |
| AwareMD  |   |           |           |            |            |                          |
| Canada Health Systems Inc.                       | 2   |           |           | 2          |            | 5                        |
| Indivica Inc.                                    | 1   |           |           | 1          |            | 4                        |
| OSCAR EMR  | 22  |           |           | 22         | 5          | 10                       |
| P&P Data Systems Inc.                            | 29  | 9         | 1         | 39         | 1          | 8                        |
| QHR Technologies Inc.                            | 72  | 25        | 4         | 101        | 29         | 108                      |
| TELUS  | 296   | 49        | 6         | 351        | 124        | 352                      |
| YES Medical Systems                              |   |           |           |            |            |                          |
| York-Med Systems Inc.                            | 8   | 3         |           | 11         |            | 8                        |
| <b>Total</b>                                     | <b>431</b>                                    | <b>93</b> | <b>11</b> | <b>535</b> | <b>160</b> | <b>500</b>               |

\* Source: eHealth Ontario

<sup>1</sup> HRM Penetration is based on Live Physicians, not Enrolled Physicians.

<sup>2</sup> Numbers have been updated to reflect the actual number of physicians, not funding positions.

| LHIN 13 - Physicians by OntarioMD-Certified Vendor/Sub-Region <sup>1 2</sup> |           |           |                             |                       |                                |
|--|-----------|-----------|-----------------------------|-----------------------|--------------------------------|
| OntarioMD Certified Vendor   | Algoma    | Cochrane  | James and Hudson Bay Coasts | Nipissing-Temiskaming | Sudbury-Manitoulin-Parry Sound |
| ABELSoft Corporation   | 5         | 1         |                             |                       | 1                              |
| Alpha Healthcare Inc.  |           |           |                             | 1                     |                                |
| AwareMD  |           |           |                             |                       |                                |
| Canada Health Systems Inc.   |           |           | 1                           | 1                     |                                |
| Indivica Inc.  |           |           |                             |                       | 1                              |
| OSCAR EMR  | 3         | 1         |                             | 5                     | 13                             |
| P&P Data Systems Inc.  |           |           |                             | 29                    | 10                             |
| QHR Technologies Inc.  | 27        | 17        |                             | 15                    | 42                             |
| TELUS  | 21        | 70        | 14                          | 93                    | 153                            |
| YES Medical Systems  |           |           |                             |                       |                                |
| York-Med Systems Inc.  | 10        |           |                             |                       | 1                              |
| <b>Total</b>   | <b>66</b> | <b>89</b> | <b>15</b>                   | <b>144</b>            | <b>221</b>                     |

<sup>1</sup> Numbers have been updated to reflect the actual number of physicians, not funding positions.

<sup>2</sup> Please see Executive Notes for an explanation of slight discrepancies between LHIN and sub-region totals.

| LHIN 13 - Physicians by Sub-Region /Service |   |            |                          |
|---|---|------------|--------------------------|
| Sub-Region                                  | Physicians Live on Certified EMR <sup>1 2</sup> | HRM        | OLIS* Access Through EMR |
| Algoma                                      | 66  | 15         | 64                       |
| Cochrane                                    | 89  | 41         | 84                       |
| James and Hudson Bay Coasts                 | 15  | 3          | 25                       |
| Nipissing-Temiskaming                       | 144   | 28         | 122                      |
| Sudbury-Manitoulin-Parry Sound              | 221   | 71         | 205                      |
| <b>Total</b>                                | <b>535</b>                                      | <b>158</b> | <b>500</b>               |

\*Source: eHealth Ontario

<sup>1</sup> Numbers have been updated to reflect the actual number of physicians, not funding positions.

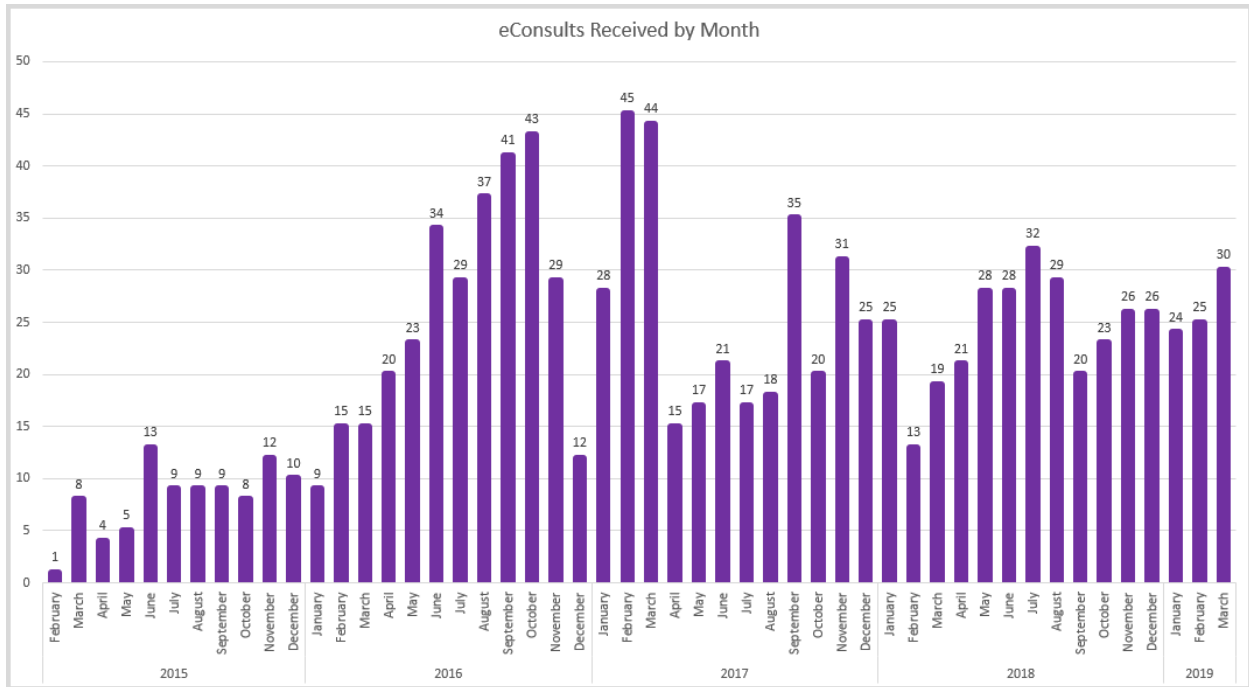
<sup>2</sup> Please see Executive Notes for an explanation of slight discrepancies between LHIN and sub-region totals.

| <b>LHIN 13 – ONE ID Penetration by Sub-Region*</b> |                   |               |              |
|--|-------------------|---------------|--------------|
| <b>Sub-Region**</b>                                | <b>Physicians</b> | <b>Nurses</b> | <b>Total</b> |
| Algoma   | 119               | 149           | 268          |
| Cochrane   | 79                | 162           | 241          |
| James and Hudson Bay<br>Coasts                     | 7                 | 6             | 13           |
| Nipissing-Temiskaming                              | 137               | 202           | 339          |
| Sudbury-Manitoulin-Parry<br>Sound                  | 298               | 321           | 619          |
| <b>Total</b>                                       | <b>640</b>        | <b>840</b>    | <b>1,480</b> |

*\*Source: eHealth Ontario & OntarioMD*

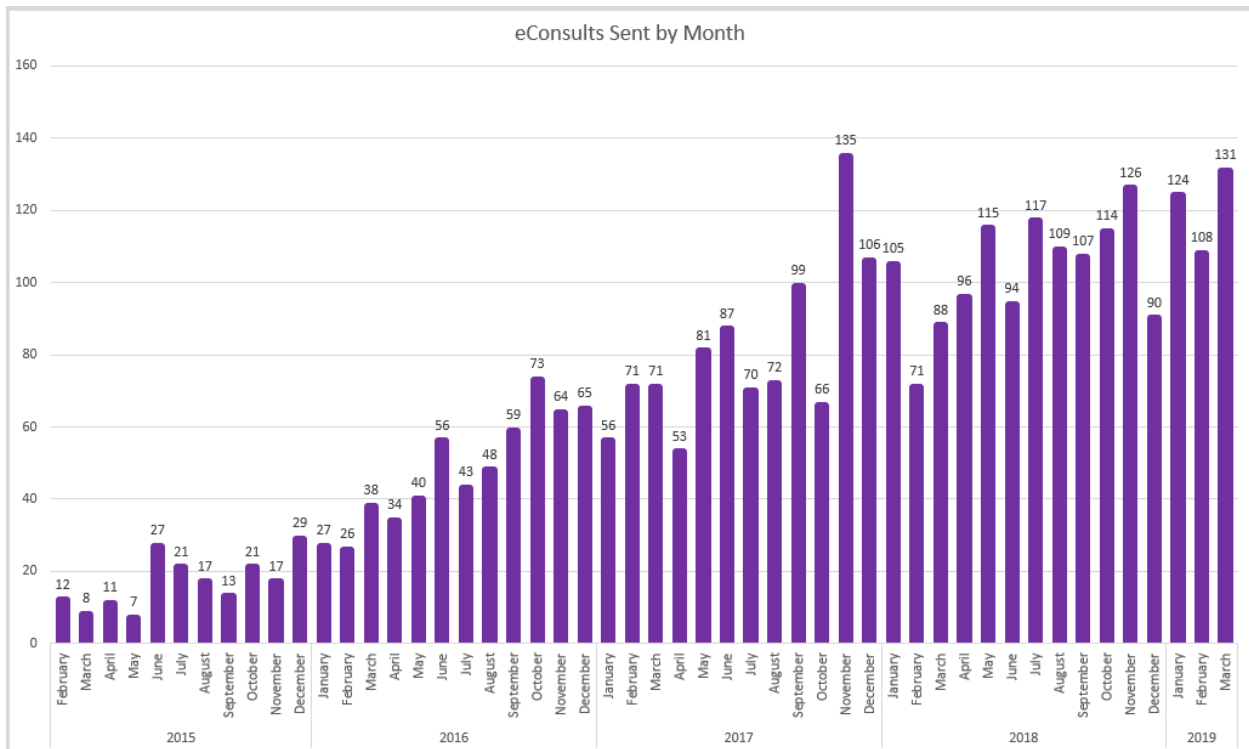
*\*\* Totals may be slightly lower than those for the LHIN due to not being able to map all the records to a sub-region.*

### Number of eConsults Received by LHIN 13 Specialists through the Ontario eConsult Program\*



\*Includes eConsults from Requesting Clinicians from inside and outside the LHIN

### Number of eConsults Sent by LHIN 13 Requesting Clinicians - Ontario eConsult Program\*\*



\*\*Includes eConsults sent to Specialists inside and outside the LHIN

## 1.14 Appendix N: LHIN 14 – North West

| LHIN 14 - Provincial Product/Service % Penetration |                                  |        |
|--|----------------------------------|--------|
| Product  | LHIN 14 Penetration <sup>1</sup> | Change |
| eNotifications (Hospitals)*                        | 100%                             |        |
| HRM (Physicians)                                   | 3%                               | 1%     |
| HRM (Hospitals)                                    | 0%                               |        |
| OLIS (Physicians)*                                 | 38%                              |        |

\*OntarioMD has re-counted eligible hospital sites for HRM and eNotifications to align with the Ministry of Health Eligible Hospital Sites. Details of additional sites and their effect on penetration rates were provided in the April 2018 LHIN Report. There is no change in denominator for HRM and eNotifications sites for LHIN 14 in May 2018.

| LHIN 14 - Physicians by Vendor/OntarioMD Service |   |           |          |            |           |                          |
|--|---|-----------|----------|------------|-----------|--------------------------|
| EMR Vendor                                       | Physicians Live on Certified EMR <sup>2</sup> |           |          |            | HRM       | OLIS* Access Through EMR |
|  | GP  | SP        | Unknown  | Total      |           |                          |
| ABELSoft Corporation                             | 6   | 1         |          | 7          |           | 8                        |
| Alpha Healthcare Inc.                            |   |           |          |            |           |                          |
| AwareMD  |   |           |          |            |           |                          |
| Canada Health Systems Inc.                       | 1   | 3         |          | 4          |           | 4                        |
| Indivica Inc.                                    | 1   |           |          | 1          |           | 1                        |
| OSCAR EMR  | 57  |           |          | 57         |           | 7                        |
| P&P Data Systems Inc.                            | 14  | 6         |          | 20         |           | 2                        |
| QHR Technologies Inc.                            | 32  | 19        |          | 51         | 5         | 63                       |
| TELUS  | 92  | 49        | 4        | 145        | 12        | 118                      |
| YES Medical Systems                              |   |           |          |            |           |                          |
| York-Med Systems Inc.                            |   |           |          |            |           |                          |
| <b>Total</b>                                     | <b>203</b>                                    | <b>78</b> | <b>4</b> | <b>285</b> | <b>17</b> | <b>203</b>               |

\* Source: eHealth Ontario

<sup>1</sup> HRM Penetration is based on Live Physicians, not Enrolled Physicians.

<sup>2</sup> Numbers have been updated to reflect the actual number of physicians, not funding positions.



| LHIN 14 - Physicians by OntarioMD-Certified Vendor/Sub-Region <sup>1 2</sup> |                     |                    |                         |                         |           |
|--|---------------------|--------------------|-------------------------|-------------------------|-----------|
| OntarioMD Certified Vendor   | City of Thunder Bay | District of Kenora | District of Rainy River | District of Thunder Bay | Northern  |
| ABELSoft Corporation   | 1                   |                    |                         | 6                       |           |
| Alpha Healthcare Inc.  |                     |                    |                         |                         |           |
| AwareMD  |                     |                    |                         |                         |           |
| Canada Health Systems Inc.   | 4                   |                    |                         |                         |           |
| Indivica Inc.  |                     |                    |                         |                         |           |
| OSCAR EMR  | 22                  | 1                  |                         |                         | 34        |
| P&P Data Systems Inc.  | 2                   | 18                 |                         |                         |           |
| QHR Technologies Inc.  | 25                  | 6                  | 15                      | 4                       | 1         |
| TELUS  | 92                  | 27                 | 9                       | 13                      | 3         |
| YES Medical Systems  |                     |                    |                         |                         |           |
| York-Med Systems Inc.  |                     |                    |                         |                         |           |
| <b>Total</b>   | <b>146</b>          | <b>52</b>          | <b>24</b>               | <b>24</b>               | <b>38</b> |

<sup>1</sup> Numbers have been updated to reflect the actual number of physicians, not funding positions.

<sup>2</sup> Please see Executive Notes for an explanation of slight discrepancies between LHIN and sub-region totals.

| LHIN 14 - Physicians by Sub-Region /Service |   |           |                          |
|---|---|-----------|--------------------------|
| Sub-Region                                  | Physicians Live on Certified EMR <sup>1 2</sup> | HRM       | OLIS* Access Through EMR |
| City of Thunder Bay                         | 146   | 2         | 100                      |
| District of Kenora                          | 52  |           | 32                       |
| District of Rainy River                     | 24  | 13        | 20                       |
| District of Thunder Bay                     | 24  |           | 34                       |
| Northern                                    | 38  |           | 17                       |
| <b>Total</b>                                | <b>284</b>                                      | <b>15</b> | <b>203</b>               |

\*Source: eHealth Ontario

<sup>1</sup> Numbers have been updated to reflect the actual number of physicians, not funding positions.

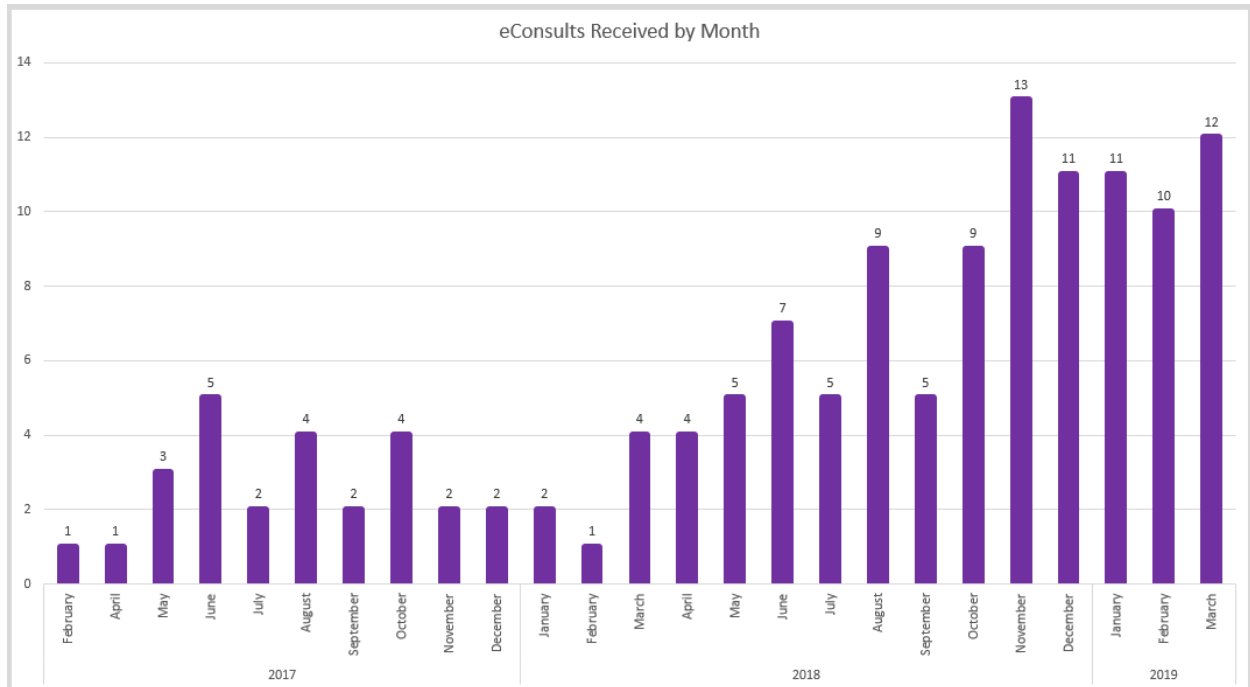
<sup>2</sup> Please see Executive Notes for an explanation of slight discrepancies between LHIN and sub-region totals.

| LHIN 14 – ONE ID Penetration by Sub-Region* |            |            |            |
|---|------------|------------|------------|
| Sub-Region**                                | Physicians | Nurses     | Total      |
| City of Thunder Bay                         | 221        | 203        | 424        |
| District of Kenora                          | 51         | 127        | 178        |
| District of Rainy River                     | 23         | 12         | 35         |
| District of Thunder Bay                     | 19         | 10         | 29         |
| Northern                                    | 24         | 2          | 26         |
| <b>Total</b>                                | <b>338</b> | <b>354</b> | <b>692</b> |

\*Source: eHealth Ontario & OntarioMD

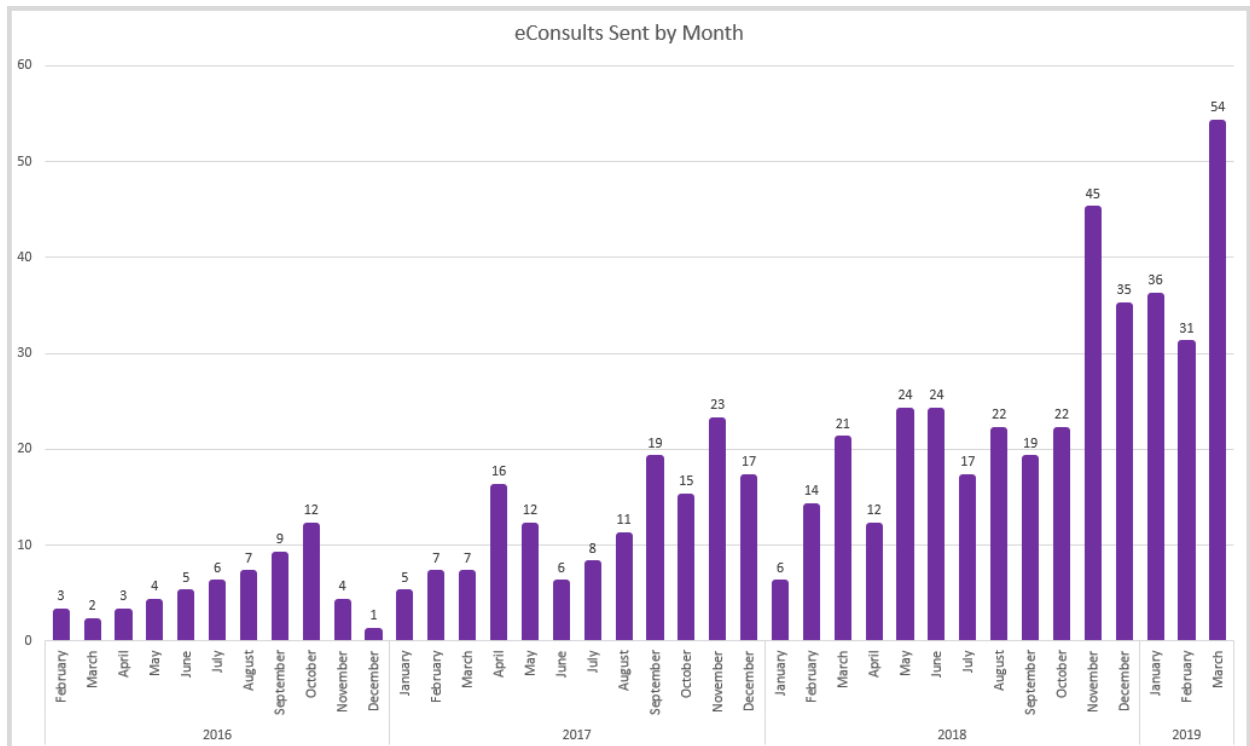
\*\* Totals may be slightly lower than those for the LHIN due to not being able to map all the records to a sub-region.

### Number of eConsults Received by LHIN 14 Specialists through the Ontario eConsult Program\*



\*Includes eConsults from Requesting Clinicians from inside and outside the LHIN

### Number of eConsults Sent by LHIN 14 Requesting Clinicians - Ontario eConsult Program\*\*



\*\*Includes eConsults sent to Specialists inside and outside the LHIN