



OntarioMD Stakeholder Report

Products and Services by LHIN

January 2019

Prepared: February 2019

Contents

1. EXECUTIVE NOTES FOR JANUARY	3
2. INTRODUCTION	4
3. ONTARIOMD AND LOCAL HEALTH INTEGRATION NETWORKS	4
WHAT WE DO.....	5
4. ONTARIOMD PRODUCTS AND SERVICES.....	5
5. PROOF OF CONCEPTS 2018	10
6. TABLES BY VENDOR AND LHIN VIEW	12
TABLE 1: FAMILY PHYSICIANS, SPECIALISTS AND NURSE PRACTITIONERS BY ONTARIOMD-CERTIFIED EMR OFFERING PER PRODUCT / SERVICE	12
TABLE 2: PRODUCT PENETRATION BY COMMUNITY-BASED FAMILY PHYSICIANS AND SPECIALISTS BY LHIN	13
TABLE 3: HRM PRODUCT PENETRATION BY COMMUNITY-BASED FAMILY PHYSICIANS, SPECIALISTS AND NURSE PRACTITIONERS BY LHIN	14
TABLE 4: ECONSULT PRODUCT PENETRATION BY PHYSICIANS AND NURSE PRACTITIONERS BY LHIN	16
TABLE 5: EMR QUALITY DASHBOARD PHASE 2 PHYSICIAN PARTICIPATION BY LHIN	17
TABLE 6: ONTARIOMD PRIVACY & SECURITY TRAINING COMPLETED BY LHIN	17
7. APPENDICES	18
1.1 APPENDIX A: LHIN 1 – ERIE ST. CLAIR	18
1.2 APPENDIX B: LHIN 2 – SOUTH WEST	20
1.3 APPENDIX C: LHIN 3 – WATERLOO WELLINGTON.....	22
1.4 APPENDIX D: LHIN 4 – HAMILTON NIAGARA HALDIMAND BRANT.....	24
1.5 APPENDIX E: LHIN 5 – CENTRAL WEST	26
1.6 APPENDIX F: LHIN 6 – MISSISSAUGA HALTON	28
1.7 APPENDIX G: LHIN 7 – TORONTO CENTRAL.....	30
1.8 APPENDIX H: LHIN 8 – CENTRAL	32
1.9 APPENDIX I: LHIN 9 – CENTRAL EAST	34
1.10 APPENDIX J: LHIN 10 – SOUTH EAST.....	36
1.11 APPENDIX K: LHIN 11 – CHAMPLAIN	38
1.12 APPENDIX L: LHIN 12 – NORTH SIMCOE MUSKOKA.....	40
1.13 APPENDIX M: LHIN 13 – NORTH EAST	42
1.14 APPENDIX N: LHIN 14 – NORTH WEST	44

1. Executive Notes for January

Global Digital Health 100

On January 30, OntarioMD was recognized by The Journal of mHealth as one of the world's 100 most innovative health technology companies for 2018. It is one of three Canadian companies to receive this honour and the only Canadian company on the list that works directly with the Ontario government to successfully deliver provincial digital health assets to community-based clinicians.

Digital Health Support for Clinician Practices

In addition to connecting practices to provincial digital health assets, developing tools and gathering insights about digital health use by practices are very important aspects of OntarioMD's mandate. In January, OntarioMD's [EMR Practice Enhancement Program](#) (EPEP) and research teams [authored a paper](#) that demonstrates the important impact that hands-on support such as that offered by EPEP, has on EMR optimization, patient data quality and population health outcomes.

Supporting Our Partners

OntarioMD supports over 17,000 clinicians with innovative digital health and quality improvement tools and approaches to address their practice needs. OntarioMD also supports its partners using a streamlined onboarding approach that bundles multiple digital health offerings into a single visit, appreciated by clinicians for being more efficient and convenient. ***eHealth Ontario, Toronto Central LHIN, Northern and Eastern Region LHINs, University Health Network, Ontario Telemedicine Network*** - OntarioMD is actively onboarding primary care physicians for the Digital Health Services Bundle on behalf of these partners. OntarioMD is working with additional LHINs to expand this model. The current **Digital Health Services Bundle** includes:

- **ONE® ID** - eHealth Ontario's identity and access management service that enables health care providers to access secure provincial digital health assets such as eConsult.
- **ONE Mail** - eHealth Ontario's encrypted email service that lets registered health care professionals share patient information quickly, confidently and securely.
- **ConnectingOntario Clinical Viewer** – A secure web-based portal that enables authorized health care providers to view digital health records from across Ontario.
- **Ontario eConsult Program** – A provincial digital health service that enables requesting physicians and nurse practitioners to ask clinical questions to a specialist electronically and receive a response within days, often eliminating the need for an in-person patient visit.

Ministry of Health and Long-Term Care – OntarioMD is working with the MOHLTC and eHealth Ontario on integrated access to the **Digital Health Drug Repository (DHDR)** and **Digital Health Immunization Repository (DHIR)** from clinician EMRs. The DHDR provides clinicians with access to dispensed drug data that includes publicly funded drugs and pharmacy services such as the MedsCheck Program, the Pharmacy Smoking Cessation Program, or vaccine administration, along with narcotics and controlled substances. The DHIR provides clinicians (and patients) with comprehensive immunization information that is accessible in real time to support clinical practices and to engage the public as active partners in

managing their health. Clinicians will also be able to submit immunizations to DHIR according to the provincial immunization schedule for public health purposes. The DHDR and DHIR contribute to the Ministry's goal to provide access to complete, accurate, and up-to-date patient information to Ontario clinicians so they can make more informed decisions for better patient outcomes.

EMR integration will connect community-based physicians and nurse practitioners who use OntarioMD-certified Electronic Medical Records systems (EMRs) to the DHDR and the DHIR so they can view drug data and submit and view immunization data from their EMRs.

OntarioMD Educational Events

OntarioMD offers a range of learning opportunities as part of our commitment to educating physicians and their staff on digital health best practices. The EMR: Every Step Conference, the largest conference series in Canada dedicated to digital health and EMRs, will be held on June 13 in Ottawa and on September 26 in Toronto.

On the Road with OntarioMD

Our 'On the Road with OntarioMD' regional educational seminars offer one hour of didactic learning on clinically relevant topics. The current focus is on Partnered Efforts in Safe Opioid Prescribing. The sessions are CME-accredited by the College of Family Physicians of Canada's Ontario Chapter for two hours of MainPro+ credits. The next seminars will be in Mississauga on February 26, and in London on March 6.

2. Introduction

The purpose of this report is to provide a monthly update on the provincial view of community-based family physicians' and community specialists' adoption and optimized use of certified EMRs and digital health tools and services integrated with certified EMRs. Except where indicated, this report does not include information about adoption of the referenced digital health applications by nurse practitioners or other health care service providers.

By helping physicians become increasingly proficient EMR users, OntarioMD assists physicians in realizing the clinical value and full potential digital health tools and services to enhance patient care. These tools and services are also improving Ontarians' access to care and improving clinical outcomes through integration with EMRs and an increasingly integrated and coordinated health care system.

3. OntarioMD and Local Health Integration Networks

OntarioMD is focused on the delivery of digital health products and services that translate into clinical value for physicians and their patients. OntarioMD has the infrastructure, relationships and experience to deliver cost-effectively the full spectrum of high-quality digital health programs and services for clinicians across the province. It works closely, and in partnership, with other health care organizations across the province, including the 14 Local Health Integration Networks (LHINs).

Our regional OntarioMD staff take a holistic approach to working with physician practices, bundling products and change management services on behalf of the LHINs for efficient visits to practices. This reduces multiple touchpoints to the physician office and streamlines training and onboarding, so physicians can spend less time on administration and more time on patient care.

What We Do

- Connect clinician practices to digital health tools that improve access to care, clinical outcomes and decision-making, such as OntarioMD's Health Report Manager (HRM), eNotifications, the EMR Quality Dashboard, Ontario eConsult Program and the Ontario Laboratories Information System (OLIS). We are also deploying the ConnectingOntario Clinical Viewer, ONE® Mail and ONE ID on behalf of eHealth Ontario and many LHINs.
- Provide physicians with trusted advice, guidance and support from OntarioMD staff, located across Ontario, to optimize EMR and digital health use and realize quality improvements
- Provide in-depth, hands-on support for physicians' quality improvement goals through the EMR Practice Enhancement Program (EPEP)'s experienced Practice Enhancement Consultants
- Mentor physician practices with practical EMR tips from physician, nurse and clinic manager Peer Leaders who understand how physicians practice and share their expertise with the same EMR
- Manage EMR vendors and deliver a trusted EMR certification program that assesses and monitors EMR offerings for compliance with the Ontario EMR Specifications. OntarioMD certification provides assurance to physicians that their EMRs are providing clinical value and are facilitating the exchange of EMR data. Vendors know that OntarioMD understands clinicians and how to bring digital health tools into their practices.

4. OntarioMD Products and Services

OntarioMD products and services are provincial digital health assets for clinicians and centered around patients. Enabling the flow of patient information directly to OntarioMD-certified EMRs supports:

- Access to care, services and health information
- Enhances the efficiency of the health system
- Strengthens quality, effectiveness and accountability
- Stimulates innovation and growth

OntarioMD receives funding from the Ministry of Health and Long-Term Care (MOHLTC), with a mandate to support connectivity, interoperability, and integration of EMRs with the digital health delivery system more broadly and to work with clinicians to optimize the clinical value of their certified EMRs to provide enhanced care to their patients.



CLIENT SERVICES AND ENGAGEMENT

OntarioMD staff work closely with physician practices to address their needs and enable them to enhance clinical value through technology. They assist practices to successfully navigate enrolment, onboarding and deployment processes, including completing subscription agreements for products such as Health Report Manager (HRM). They work with EMR vendors when necessary to facilitate connectivity, educate on functionality and to advocate when issues arise; all to ensure optimized use of the EMR and enhance the quality of care for patients.

With partner LHINs, OntarioMD staff work to ensure the efficient delivery of products and services by working locally to provide change management services to integrate physician practices with new digital health solutions. Physicians and their staff are supported through the EMR Practice Enhancement Program (EPEP) to develop step-by-step advice and plans, tools and techniques based on the specific needs of patients and the practice all designed to optimize use of the EMR and other digital health tools. This knowledge and expertise lead to improvements in practice efficiency and a better experience for patients and practice staff.

Some of the top examples of how OntarioMD staff have helped practices include change management strategies for improving:

- Data standardization, quality and integrity
- Preventive care
- Internal workflow processes to enhance the patient experience

In addition, OntarioMD staff share their experience in using EMRs and other digital health tools to:

- Manage chronic diseases for their patient roster
- Eliminate appointment backlogs
- Manage documents within the patient record
- Conduct effective queries, and much more.

Physician practices can request a meeting with OntarioMD staff by contacting **support@ontariomd.com**.



EMR PRACTICE ENHANCEMENT PROGRAM

The EMR Practice Enhancement Program (EPEP) is a provincial change management service designed to help physicians enhance their EMR skills and efficiency to improve clinical and practice outcomes. No matter the current level of EMR skill, EPEP offers a current state analysis of EMR use, practice workflow and data quality to help physicians move beyond data capture and use information to improve patient care and practice efficiency to the physician's desired level of EMR maturity.

EPEP is based on OntarioMD's [EMR Maturity Model](#), an evidence-based framework for measuring, understanding and enhancing EMR use. The program provides in-depth, hands-on support from expert EMR users to help physicians create a plan, enriched with quality improvement methodology, that reflects unique practice priorities, leading to improved workflow, efficiency and patient care.

To get started with EPEP, physicians are encouraged to complete an [EMR Progress Assessment \(EPA\)](#), which is designed to help physicians identify their current EMR skill level and areas in which they would like to improve. Email epep@ontariomd.com for more information or to request a consultation.



PEER LEADERS

OntarioMD's Peer Leader Program is a provincial network of physicians, nurses and clinic managers who are expert users of OntarioMD-certified EMRs. They coach physician practices to realize increasing clinical value from their EMRs.

Peer Leaders provide consulting services to physician practices that can lead to more efficient EMR use and workflow, optimization of existing EMR functions and access to additional ones, improved clinical decision support, and much more. They also provide guidance to OntarioMD on physician practice perspectives and priorities with regards to the development of innovation and enhancements to current OntarioMD programs. Peer Leaders are highly skilled thinkers in advanced EMR and digital health use, moving health system policy to practice, and quality improvement.

Contact peer.leader.program@ontariomd.com to request a Peer Leader. Peer Leaders are also available for consultation at OntarioMD's EMR: Every Step Conferences, our 'On the Road with OntarioMD' educational seminars, and other regional events.



HEALTH REPORT MANAGER

Health Report Manager (HRM) is an award-winning digital health solution developed by OntarioMD. It improves communication among health care providers by enabling physician practices using an OntarioMD-certified electronic medical record (EMR) to securely receive patient reports electronically from hospitals and other health care facilities directly into their EMRs. By eliminating paper reports, HRM makes report delivery safer and more secure while saving time and money for both hospitals and specialty facilities that send reports as well as the physician practices that receive them.

More than 9,500 physicians in the 14 LHINs across Ontario are now receiving reports from hundreds of hospitals, as well as eNotifications, Ontario Telemedicine Network tele-homecare reports, and reports from the Centre for Mental Health and Addictions (CAMH). Physician practices are benefitting from the security, scalability, ease, and speed of HRM report delivery to follow up with their patients and continue appropriate treatment. OntarioMD staff have worked with thousands of physicians to

incorporate HRM into their workflow to better inform clinical decisions that result in better patient outcomes and more efficient practices.

OntarioMD is leading the expansion and continuous enhancement of HRM across the province in collaboration with the LHINs and other delivery partners. To sign up for HRM, email support@ontariomd.com.



eNOTIFICATIONS

eNotifications are sent through HRM to alert physicians and their practices in real time when a patient has been discharged from an emergency department or admitted or discharged from an in-patient unit. Physicians receive them much sooner than discharge summaries, which take longer for hospitals to prepare and transmit. Thanks to their timeliness, eNotifications improve care coordination between hospitals and family physicians, especially with respect to hospital visits of complex care patients and support Health Links. [Recent research by the Canadian Medical Association](#) found that follow up within seven days for patients who received emergency department care for heart failure was associated with lower rates of death and admissions to hospital. eNotifications enable faster and safer follow-up treatment, and potentially reducing hospital readmissions. Physicians already connected to HRM will automatically receive eNotifications. Once they do, OntarioMD staff can assist clinicians to understand how eNotifications fit into their workflows. eNotifications have been recognized by Accreditation Canada as a Leading Practice for communication and patient safety.

OntarioMD is leading the expansion of eNotifications to primary care across the province and works collaboratively with Health Shared Services Ontario and LHINs towards enabling hospitals to send eNotifications. For more information on using eNotifications, email support@ontariomd.com.



EMR CERTIFICATION PROGRAM

OntarioMD is Ontario's EMR certification body and manages the EMR Certification Program. The EMR Certification Program is the only current mechanism in Ontario through which to translate Ministry priorities, manage EMR vendors and drive EMR use by physicians. OntarioMD has well over 10 years of experience working with EMR vendors and their products and vendors value OntarioMD's understanding of clinician practices and their experience in delivering digital health tools integrated with EMRs.

Certified EMRs are a mandatory requirement for physician practices to access provincial digital health applications such as HRM, eNotifications and OLIS. More than 15,000 physicians and over 1,000 nurse practitioners use OntarioMD-certified EMR products. The EMR Certification Program continuously evolves certified EMRs, taking into account clinicians' needs and the future of digital health in Ontario

and the rest of Canada. It also helps physician practices leverage new EMR functionality that leads to their optimized use of a certified EMR.

OntarioMD has moved to open certification, which allows new vendors to apply for certification at any time and enables OntarioMD to respond more quickly to evolving system needs. For more information, email emr@ontariomd.com.



OLIS DEPLOYMENT

OntarioMD is leading the deployment of OLIS to physician practices on behalf of eHealth Ontario. OLIS is a system that connects hospitals, community laboratories, public health laboratories and practitioners to facilitate the secure electronic exchange of laboratory test orders and results. Clinicians using an OntarioMD-certified EMR can access the latest lab results for their patients or perform patient queries. To sign up for OLIS, email support@ontariomd.com.



PRIVACY TRAINING AND RESOURCES

OntarioMD provides privacy, security and legal expertise to physician practices to educate them about their role and responsibilities as Health Information Custodians under the *Personal Health Information Protection Act* (PHIPA). Privacy and security tools and resources are available to all physicians and are regularly updated to address emerging technology or new cyberthreats. OntarioMD offers a comprehensive online Privacy and Security Training Module to support community-based physicians' access to provincial digital health assets. The module covers topics such as safeguarding PHI and other confidential data from breaches, and how to comply with obligations under PHIPA. Completion of the module is a prerequisite for enrolment into the ConnectingOntario ClinicalViewer and other digital health programs.

The OntarioMD Privacy and Security Training Module was developed with input from the College of Physicians and Surgeons of Ontario (CPSO), the Canadian Medical Protective Association (CMPA), the Ontario Medical Association (OMA) and eHealth Ontario. It has been certified as a Self-Learning Program by the College of Family Physicians of Canada for two MainPro+ credits.

The OntarioMD Privacy and Security Training Module is available at OntarioMD.ca, and can be accessed from any device that connects to the Internet. Physicians and their staff must be registered users of OntarioMD.ca to access the training and can log in with their email and password. In addition to the online training, OntarioMD.ca offers supplementary resources that all health care professionals can download for reference.



EMR: EVERY STEP CONFERENCE

The EMR: Every Step Conference is OntarioMD's flagship event and Canada's largest EMR conference series. It is focused on educating physician practices on realizing the full benefits of a certified EMR and other digital health tools.

Two conferences are held each year in locations across Ontario. The conferences attract more than 1,000 clinicians each year. Clinicians pick up valuable EMR optimization tips, hear about the latest digital health innovations for primary care, and gain quality improvement advice at educational sessions offered across different streams of learning. The conferences provide up to 7.5 Mainpro+ credits for family physicians and the credits are transferrable for specialists. Content for the Toronto conference is developed from abstracts submitted by physicians and their staff as well as stakeholders. To learn more, [visit ontariomd.ca](http://visit.ontariomd.ca) or contact omd.events@ontariomd.com.

5. Proof of Concepts 2018



eCONSULT DEPLOYMENT AND EMR INTEGRATION

OntarioMD continues to deploy eConsult to physician practices and expand eConsult EMR Integration in collaboration with the Ontario eConsult Centre of Excellence, eHealth Ontario and OTN to more users of Accuro® EMR and OSCAR. The eConsult EMR Integration complements physician workflow when using eConsult and promotes increased adoption by EMR users. The initiative aligns with the provincial architectural blueprint to integrate EMRs with provincial digital health assets.

The learnings from the first phase of the initiative were incorporated into a draft specification for eConsult EMR Integration which OntarioMD has published for all EMR vendors on OntarioMD.ca. An updated EMR specification (that includes new blended requirements) will be available for all certified EMR vendors in March 2019.



EMR QUALITY DASHBOARD

OntarioMD is leading an initiative that is demonstrating continuous quality improvement in the clinical value of EMRs through an EMR Quality Dashboard. The Dashboard provides a framework for real-time access to an introductory set of high-value provincial indicators from Health Quality Ontario (HQO), the Canadian Institute for Health Information (CIHI) and the Association of Family Health Teams of Ontario (AFHTO), along with indicators to improve management of physician practices. An example of an indicator is the percentage of eligible patients within a roster who have been screened for colorectal cancer. Physicians will see this indicator and other population health indicators at a glance and can develop action plans for proactive patient care.

OntarioMD worked with TELUS Health and OSCAR EMR and over 100 physicians on Phase 1 of the EMR Quality Dashboard Proof of Concept. The [Phase 1 Benefits Evaluation](#), [Final Report](#), a [summary of key findings and next steps](#), and [frequently asked questions](#) have been published on OntarioMD.ca.

Phase 2 of the initiative launched in October 2017 and will run to March 2019. It will expand the number of indicators in the Dashboard from 27 to 30 and will increase participation by up to 400 additional physicians to further demonstrate the framework's value. During Phase 2, we will:

- further identify and refine dashboard indicators,
- deploy to more physicians across all LHINs, and
- define a business plan for a provincial EMR Quality Dashboard solution.

For more information on OntarioMD's EMR Quality Dashboard initiative, email EMRdashboard@ontariomd.com.

6. Tables by Vendor and LHIN View

Table 1: Family Physicians, Specialists and Nurse Practitioners by OntarioMD-Certified EMR Offering per Product / Service

EMR Vendor with a Certified EMR Offering	Physicians Live on a Certified EMR				HRM				eNotifications	Physicians Connected to OLIS ¹
	FP*	SP**	Unknown	Total	FP	SP	NP	Live		
ABELSoft Corporation	215	273	15	503	80	78	1	159	100	375
Alpha Healthcare Inc.	51	19	2	72	35	10		45	42	61
AwareMD	1	43		44	1	42		43	12	
Canada Health Systems Inc.	322	114	15	451	176	51	1	228	205	304
Indivica Inc.	545	108	10	663	424	76	3	503	471	327
OSCAR EMR	1,328	674	15	2,017	735	274	20	1,029	936	1,002
P&P Data Systems Inc.	443	88	5	536	153	13	7	173	158	287
QHR Technologies Inc.	2,046	1,746	180	3,972	1250	860	140	2,250	1,508	3,585
TELUS	5,756	1,320	149	7,225	3934	575	531	5,040	4,421	6,207
YES Medical Systems	9	43	6	58	3	16		19	11	54
York-Med Systems Inc.	27	68	2	97	12	21		33	24	77
Total	10,743	4,496	399	15,638²	6,803	2,016	703	9,522	7,888	12,279

¹ Source: eHealth Ontario

² Numbers reflect the actual number of physicians, not funding positions.

* FP = Community-based Family Physicians

** SP = Community-based Specialists

Table 2: Product Penetration by Community-Based Family Physicians and Specialists by LHIN

LHIN	No. of Physicians participating in provincial product / service ¹					Estimated number of FP and SP ³			FP Penetration
	FP	SP	Unknown	Total	Change ²	FP	SP ⁵	Total	%
1. Erie St. Clair	378	191	14	583	3	479	490	969	79%
2. South West	821	283	18	1,122	4	911	1,270	2,181	90%
3. Waterloo Wellington	588	221	17	826	7	701	585	1,286	84%
4. Hamilton Niagara	992	493	19	1,504	8	1,183	1,822	3,005	84%
5. Central West	523	242	18	783	10	682	537	1,219	77%
6. Mississauga Halton	882	338	21	1,241	13	1,111	1,023	2,134	79%
7. Toronto Central	1,420	838	34	2,292	26	1,789	4,010	5,799	79%
8. Central	1,268	655	34	1,957	-11	1,683	1,649	3,332	75%
9. Central East	1,058	455	24	1,537	8	1,225	1,147	2,372	86%
10. South East	500	89	11	600	3	544	674	1,218	92%
11. Champlain	1,390	493	23	1,906	8	1,612	2,000	3,612	86%
12. North Simcoe Muskoka	413	135	7	555	7	453	360	813	91%
13. North East	437	98	12	547	0	605	454	1,059	72%
14. North West	201	78	4	283	1	312	216	528	64%
Total	10,889	4,613	400	15,902⁴	96	13,290	16,237	29,527	82%

¹ Includes physicians participating in the EMR Adoption Program, HRM and OLIS

² Number reflects physicians who may have withdrawn or moved LHIN boundaries during the reporting period, and where LHIN information was unavailable from the data source.

³ Source: OPHRDC (Ontario Physician Human Resource Data Centre) 2018 – please note that the total number of FPs and SPs reflects an increase of 891 physicians to the 2017 OPHRDC data point.

⁴ Includes physicians where LHIN information was unavailable. Numbers reflect the actual number of physicians, not funding positions.

⁵ Includes community and hospital-based specialists

Table 3: HRM Product Penetration by Community-Based Family Physicians, Specialists and Nurse Practitioners by LHIN

LHIN	Clinicians LIVE on HRM					Physicians Using eNotifications
	FP	SP	NP	Total	Change ¹	Total
1. Erie St. Clair	309	93	98	500	7	383
2. South West	525	83	76	684	-1	552
3. Waterloo Wellington	470	123	68	661	5	529
4. Hamilton Niagara	545	162	12	719	9	635
5. Central West	338	147	16	501	17	395
6. Mississauga Halton	603	181	26	810	11	663
7. Toronto Central	822	303	40	1,165	26	1,027
8. Central	858	329	24	1,211	4	1,004
9. Central East	791	263	84	1,138	5	898
10. South East	357	26	83	466	3	403
11. Champlain	749	220	58	1,027	11	896
12. North Simcoe Muskoka	342	83	89	514	6	370
13. North East	137	9	30	176	23	147
14. North West	7	2		9	0	18
Total	6,854	2,024	704	9,582	126	8,163

¹Number reflects clinicians who may have withdrawn or moved LHIN boundaries during the reporting period, and where LHIN information was unavailable from the data source.

Provincial Product/Service Penetration by LHIN

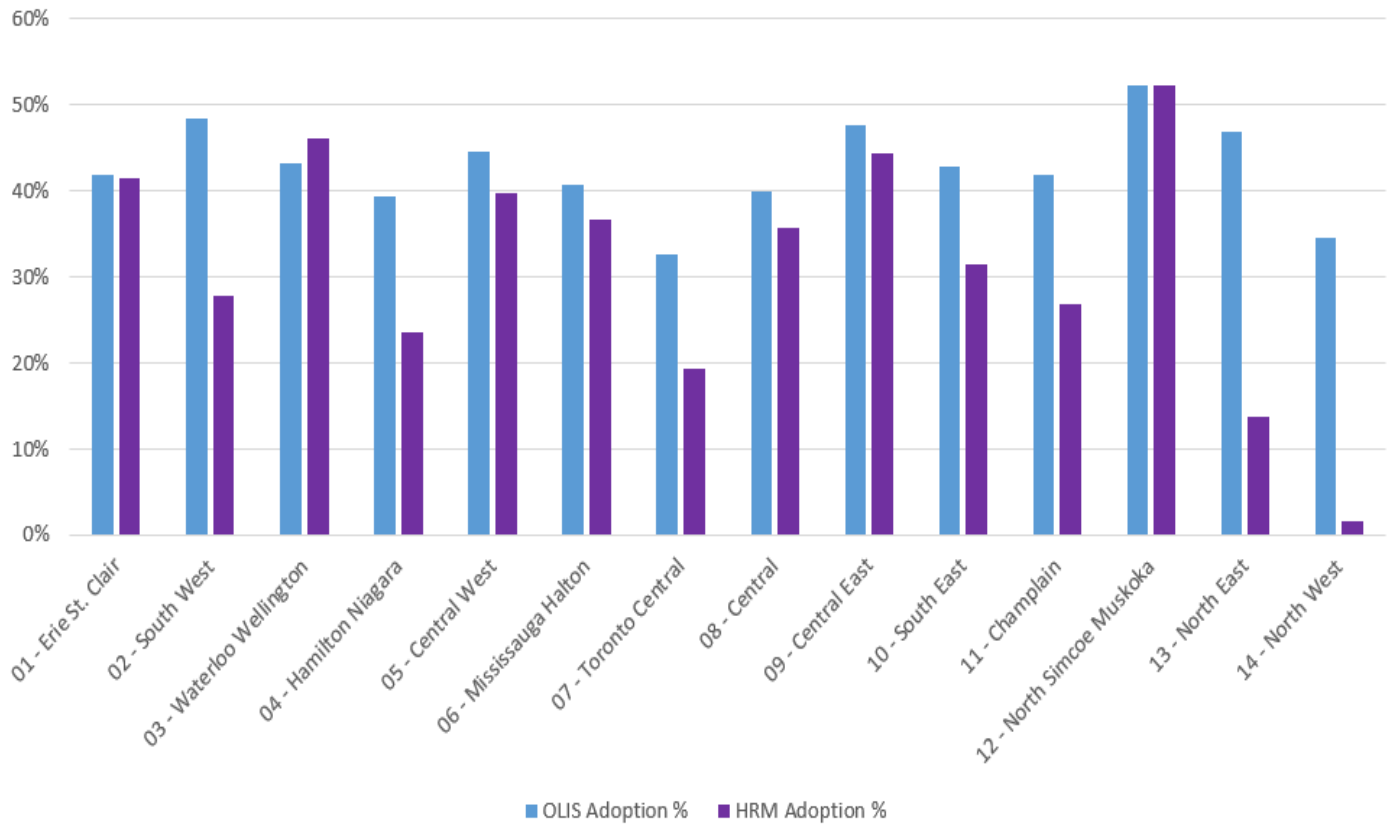


Table 4: eConsult Product Penetration by Physicians and Nurse Practitioners by LHIN

LHIN	Physicians and NPs on eConsult
	Total ¹
1. Erie St. Clair	296
2. South West	622
3. Waterloo Wellington	449
4. Hamilton Niagara	686
5. Central West	213
6. Mississauga Halton	500 ²
7. Toronto Central	1,172
8. Central	550
9. Central East	464
10. South East	476 ³
11. Champlain	1,580 ⁴
12. North Simcoe Muskoka	396
13. North East	642
14. North West	308
Total	8,543⁵

¹ Provisioned (live) Physicians and NPs

² Includes physicians and NPs using eConsult BASE™ and OTN eConsult in Mississauga Halton LHIN

³ Includes physicians and Nurse Practitioners using OTN BASE eConsult (SEAMO Pilot) and OTN eConsult in South East LHIN

⁴ Includes physicians and Nurse Practitioners using eConsult and OTN eConsult in Champlain LHIN.

⁵ Includes clinicians where LHIN information was unavailable.

Table 5: EMR Quality Dashboard Phase 2 Physician Participation by LHIN

LHIN	Reach Out	Onboarded	Deployed	Training Completed
1. Erie St. Clair	35	18	18	15
2. South West	80	32	32	32
3. Waterloo Wellington	62	32	32	31
4. Hamilton Niagara	93	63	63	54
5. Central West	72	26	26	14
6. Mississauga Halton	76	42	42	41
7. Toronto Central	58	42	42	42
8. Central	61	39	39	39
9. Central East	88	49	45	41
10. South East	65	16	16	14
11. Champlain	169	54	53	50
12. North Simcoe Muskoka	50	14	14	13
13. North East	51	8	8	8
14. North West	69	17	17	9
Total	1,029	452	447	403

Table 6: OntarioMD Privacy & Security Training Completed by LHIN

LHIN	Privacy Training Completion by Role (as of January 31, 2019)		Total
	Physician	Sponsored User	
1. Erie St. Clair	2	0	2
2. South West	10	5	15
3. Waterloo Wellington	12	100	112
4. Hamilton Niagara	26	2	28
5. Central West	12	170	182
6. Mississauga Halton	35	76	111
7. Toronto Central	146	63	209
8. Central	40	57	97
9. Central East	34	22	56
10. South East	18	14	32
11. Champlain	51	42	93
12. North Simcoe Muskoka	9	3	12
13. North East	33	68	101
14. North West	10	49	59
Total	438	671	1,109

7. Appendices

Definitions:

LHIN Penetration: The % of eligible physicians or hospitals using provincial product/service; the % penetration for all LHINs is based on the denominator of 28,636 eligible physicians across all LHINs.

Ontario Average: Average % of eligible physicians or hospitals using product across all LHINs;

1.1 Appendix A: LHIN 1 – Erie St. Clair

LHIN 1 - Provincial Product/Service % Penetration		
Product	LHIN 1 Penetration ¹	Change
eNotifications (Hospitals)*	78%	
HRM (Physicians)	41%	
HRM (Hospitals)	89%	
OLIS (Physicians)*	42%	1%

*OntarioMD has re-counted eligible hospital sites for HRM and eNotifications to align with the Ministry of Health and Long-Term Care's (MoHLTC) Eligible Hospital Sites. Details of additional sites and their effect on penetration rates were provided in the April 2018 LHIN Report.

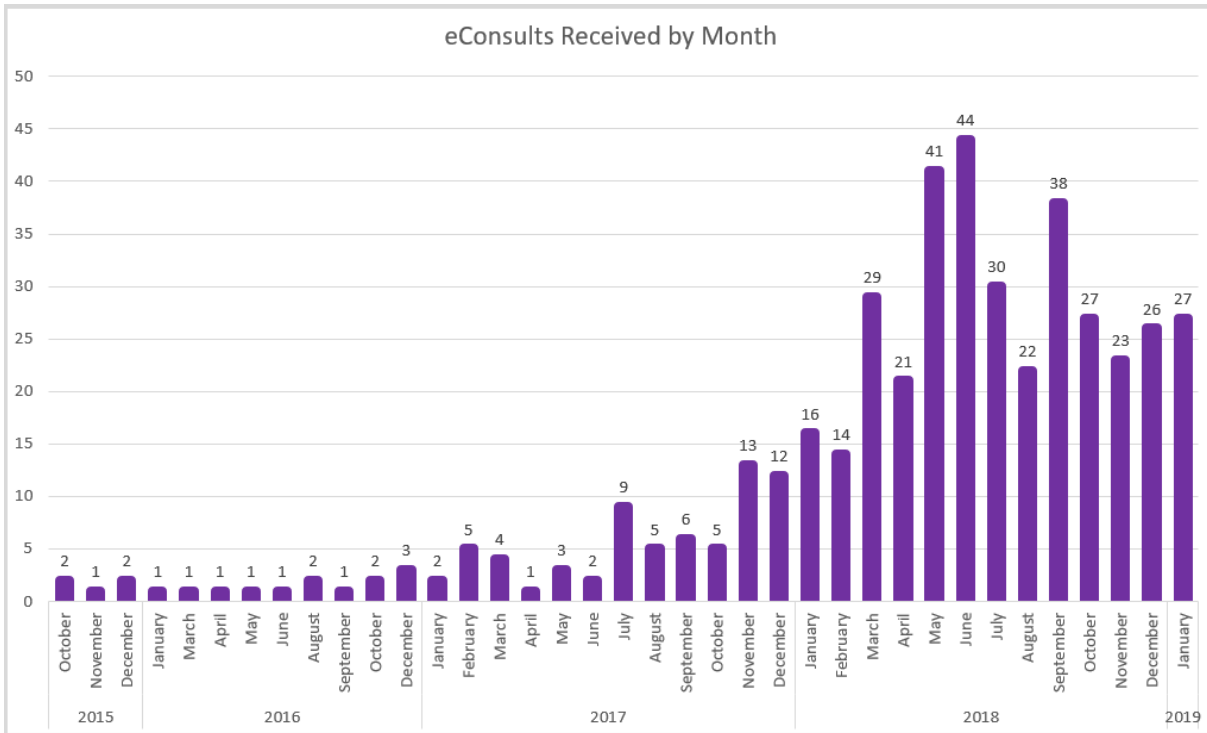
LHIN 1 – Physicians by Vendor/OntarioMD Service						
EMR Vendor	Physicians Live on Certified EMR ²				HRM	OLIS* Access Through EMR
	GP	SP	Unknown	Total		
ABELSoft Corporation	9	14	5	28	10	19
Alpha Healthcare Inc.	4	1		5	4	5
AwareMD						
Canada Health Systems Inc.	8	2		10	7	4
Indivica Inc.	1	1		2	1	2
OSCAR EMR	20	13		33	14	14
P&P Data Systems Inc.	2	3		5	3	2
QHR Technologies Inc.	126	99	7	232	160	165
TELUS	203	38	2	243	189	179
YES Medical Systems	2	7		9	5	9
York-Med Systems Inc.	1	9		10	8	6
Total	376	187	14	577	401	405

*Source: eHealth Ontario

¹ HRM Penetration is based on Live Physicians, not Enrolled Physicians.

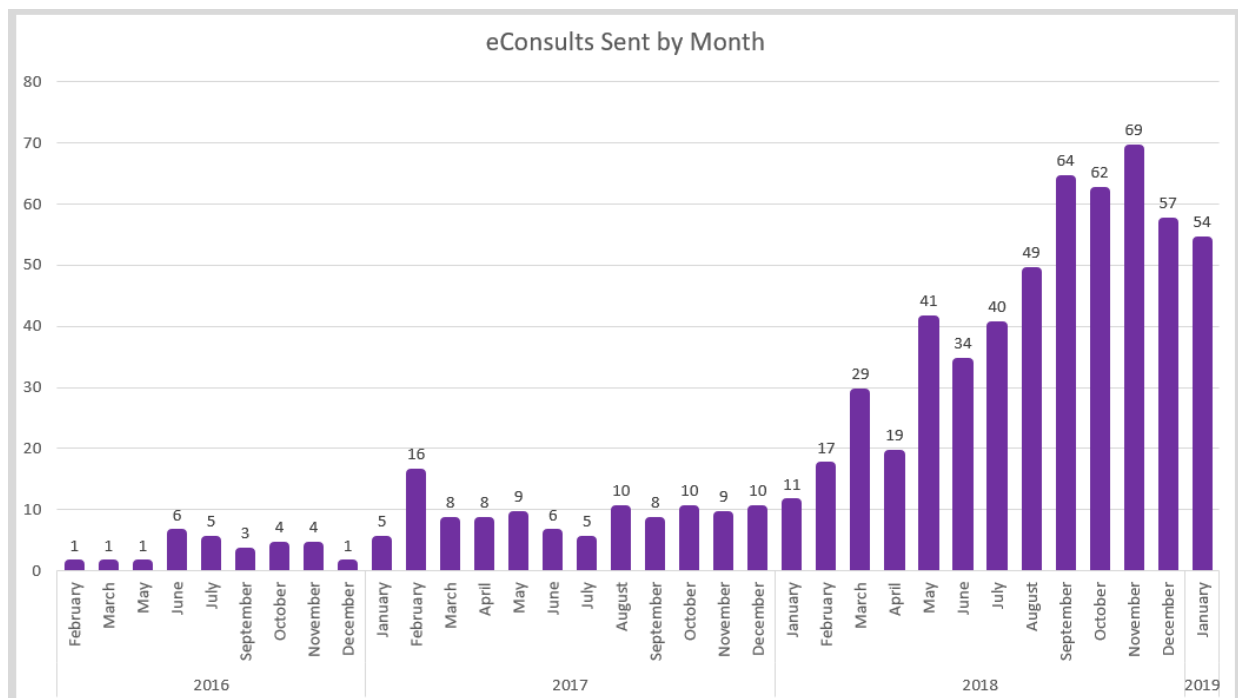
² Numbers have been updated to reflect the actual number of physicians, not funding positions.

Number of eConsults Received by LHIN 1 Specialists through the Ontario eConsult Program*



*Includes eConsults from Requesting Clinicians from inside and outside the LHIN

Number of eConsults Sent by LHIN 1 Requesting Clinicians - Ontario eConsult Program**



**Includes eConsults sent to specialists inside and outside the LHIN

1.2 Appendix B: LHIN 2 – South West

LHIN 2 – Provincial Product/Service % Penetration		
Product	LHIN 2 Penetration ¹	Change
eNotifications (Hospitals)*	53%	
HRM (Physicians)	28%	
HRM (Hospitals)	100%	
OLIS (Physicians)*	48%	

*OntarioMD has re-counted eligible hospital sites for HRM and eNotifications to align with the Ministry of Health Eligible Hospital Sites. Details of additional sites and their effect on penetration rates were provided in the April 2018 LHIN Report.

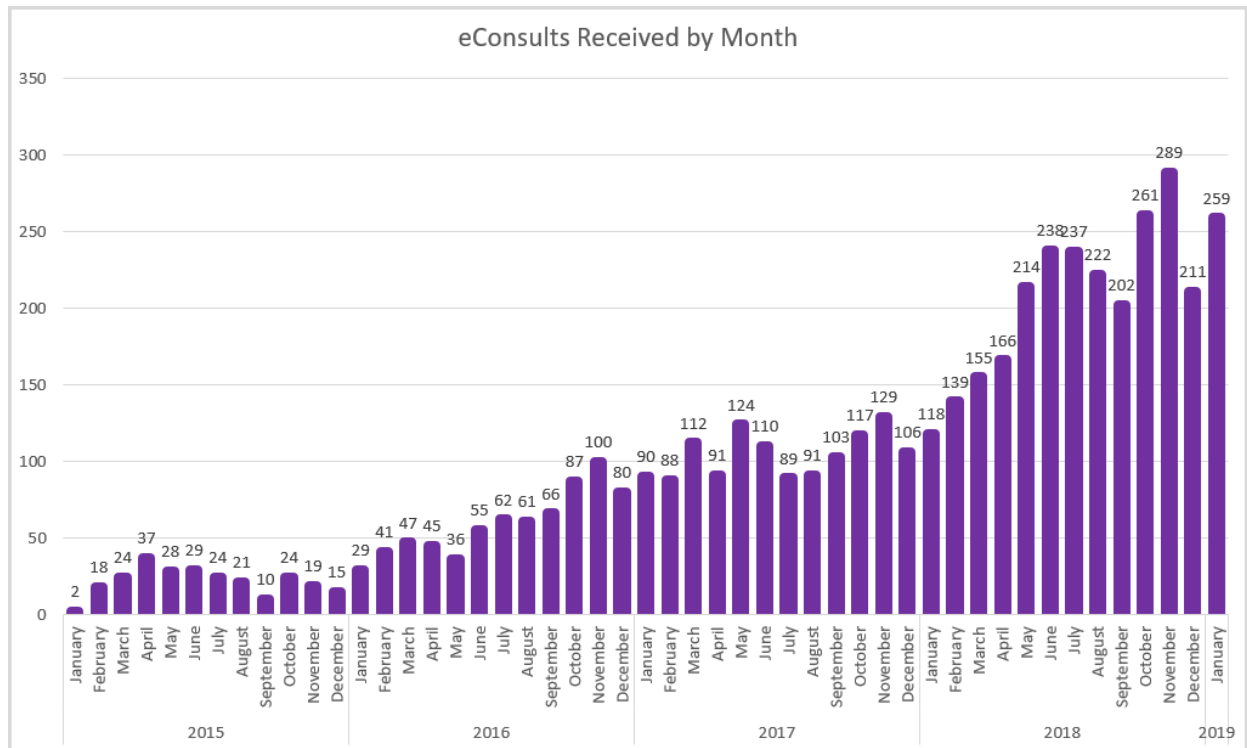
LHIN 2 – Physicians by Vendor/OntarioMD Service						
EMR Vendor	Physicians Live on Certified EMR ²				HRM	OLIS* Access Through EMR
	GP	SP	Unknown	Total		
ABELSoft Corporation	13	7		20	2	22
Alpha Healthcare Inc.		3		3	3	2
AwareMD						
Canada Health Systems Inc.	5	4		9	1	10
Indivica Inc.						2
OSCAR EMR	41	26		67	27	38
P&P Data Systems Inc.	2	1		3		5
QHR Technologies Inc.	283	107	11	401	176	416
TELUS	472	119	7	598	396	539
YES Medical Systems		2		2		1
York-Med Systems Inc.	1	9		10	2	10
Total	817	278	18	1,113	607	1,045

* Source: eHealth Ontario

¹ HRM Penetration is based on Live Physicians, not Enrolled Physicians.

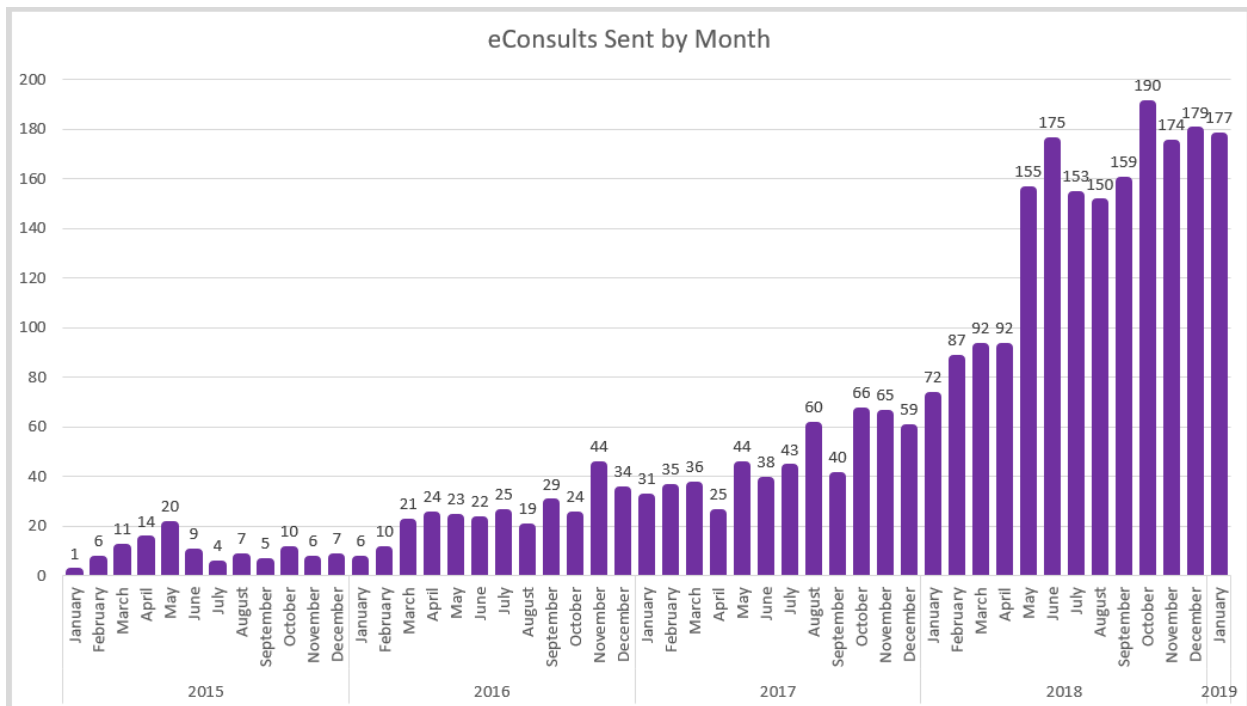
² Numbers have been updated to reflect the actual number of physicians, not funding positions.

Number of eConsults Received by LHIN 2 Specialists through the Ontario eConsult Program*



*Includes eConsults from Requesting Clinicians from inside and outside the LHIN

Number of eConsults Sent by LHIN 2 Requesting Clinicians - Ontario eConsult Program**



**Includes eConsults sent to Specialists inside and outside the LHIN

1.3 Appendix C: LHIN 3 – Waterloo Wellington

LHIN 3 – Provincial Product/Service % Penetration		
Product	LHIN 3 Penetration ¹	Change
eNotifications (Hospitals)*	20%	
HRM (Physicians)	46%	
HRM (Hospitals)	100%	
OLIS (Physicians)*	43%	

*OntarioMD has re-counted eligible hospital sites for HRM and eNotifications to align with the Ministry of Health Eligible Hospital Sites. Details of additional sites and their effect on penetration rates were provided in the April 2018 LHIN Report. For LHIN 3, Grand River- Freeport Site was added in May 2018.

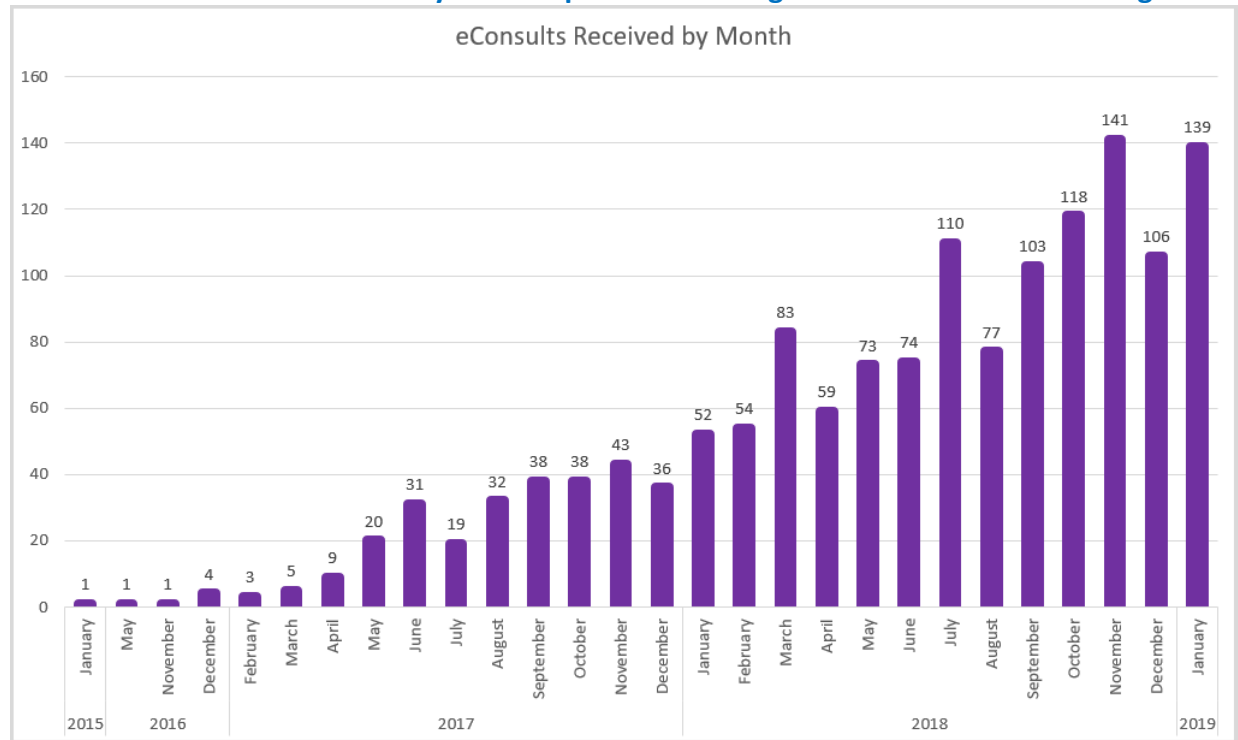
LHIN 3 - Physicians by Vendor/OntarioMD Service						
EMR Vendor	Physicians Live on Certified EMR ²				HRM	OLIS* Access Through EMR
	GP	SP	Unknown	Total		
ABELSoft Corporation	11	2		13	9	7
Alpha Healthcare Inc.		2		3	1	3
AwareMD		21		21	21	
Canada Health Systems Inc.	1	5		6	4	2
Indivica Inc.	2	8		10	9	7
OSCAR EMR	31	27		58	29	31
P&P Data Systems Inc.	31	2		33	7	3
QHR Technologies Inc.	28	78	3	109	60	58
TELUS	477	64	14	555	449	435
YES Medical Systems		2		2	1	4
York-Med Systems Inc.		6		6	1	4
Total	581	217	17	815	591	554

* Source: eHealth Ontario

¹ HRM Penetration is based on Live Physicians, not Enrolled Physicians.

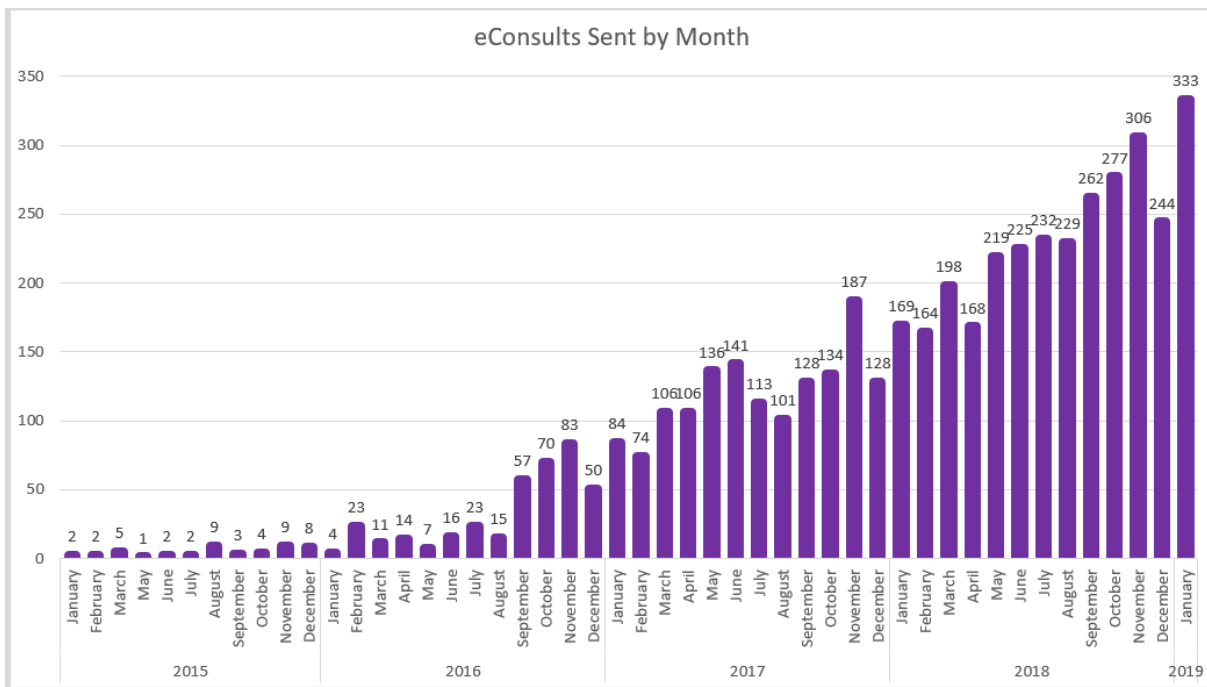
² Numbers have been updated to reflect the actual number of physicians, not funding positions

Number of eConsults Received by LHIN 3 Specialists through the Ontario eConsult Program*



*Includes eConsults from Requesting Clinicians from inside and outside the LHIN

Number of eConsults Sent by LHIN 3 Requesting Clinicians - Ontario eConsult Program**



**Includes eConsults sent to Specialists inside and outside the LHIN

1.4 Appendix D: LHIN 4 – Hamilton Niagara Haldimand Brant

LHIN 4 - Provincial Product/Service % Penetration		
Product	LHIN 4 Penetration ¹	Change
eNotifications (Hospitals)*	76%	
HRM (Physicians)	24%	1%
HRM (Hospitals)	100%	
OLIS (Physicians)*	39%	

*OntarioMD has re-counted eligible hospital sites for HRM and eNotifications to align with the Ministry of Health Eligible Hospital Sites. Details of additional sites and their effect on penetration rates were provided in the April 2018 LHIN Report. For LHIN 4, Hamilton Health Sciences – Juravinski Cancer Centre, Hamilton Health Sciences – McMaster Children’s Hospital, Hamilton Health Sciences – Ron Joyce Children’s Health Centre and Hamilton Health Sciences – Regional Rehab Centre were added in May 2018.

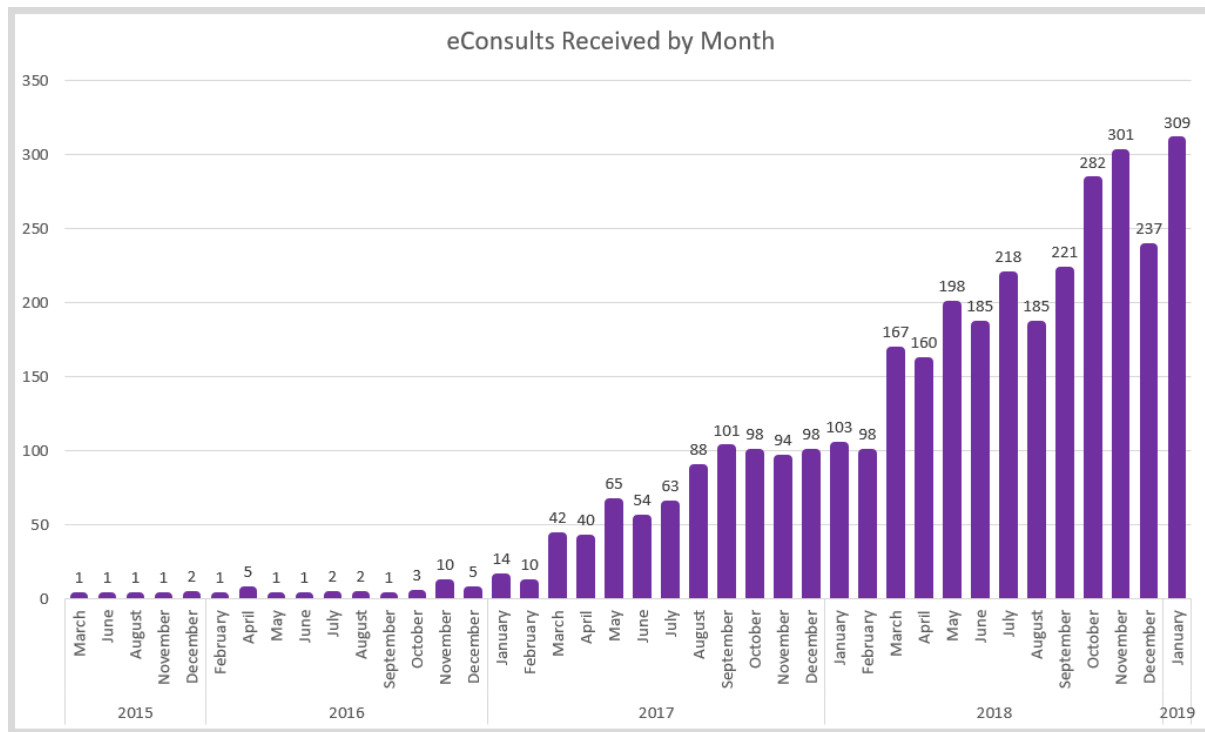
LHIN 4 - Physicians by Vendor/OntarioMD Service						
EMR Vendor	Physicians Live on Certified EMR ²				HRM	OLIS* Access Through EMR
	GP	SP	Unknown	Total		
ABELSoft Corporation	22	34	2	58	13	53
Alpha Healthcare Inc.	1	3	1	5		5
AwareMD		1		1		
Canada Health Systems Inc.	12	3	1	16	11	9
Indivica Inc.	11	14		25	15	10
OSCAR EMR	149	94	2	245	69	120
P&P Data Systems Inc.	31	11		42	14	34
QHR Technologies Inc.	147	207	4	358	149	325
TELUS	604	94	8	706	431	609
YES Medical Systems	1	1		2		2
York-Med Systems Inc.	1	15	1	17	5	15
Total	979	477	19	1,475	707	1,182

* Source: eHealth Ontario

¹ HRM Penetration is based on Live Physicians, not Enrolled Physicians.

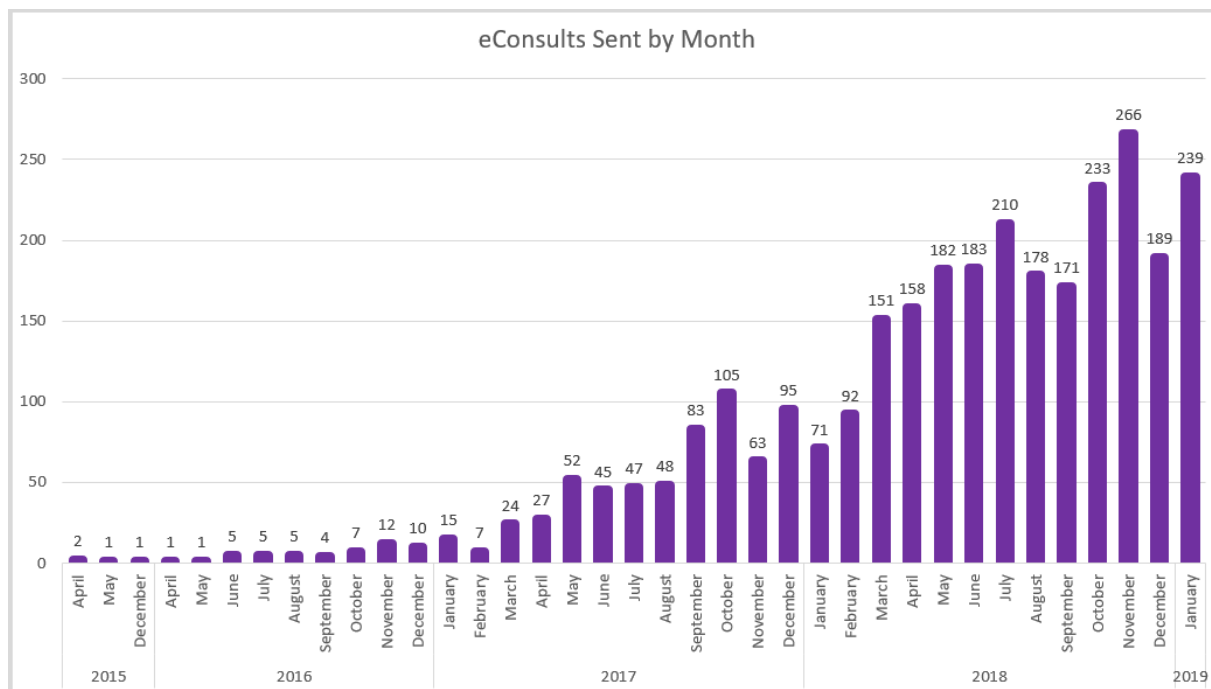
² Numbers have been updated to reflect the actual number of physicians, not funding positions.

Number of eConsults Received by LHIN 4 Specialists through the Ontario eConsult Program*



*Includes eConsults from Requesting Clinicians from inside and outside the LHIN

Number of eConsults Sent by LHIN 4 Requesting Clinicians - Ontario eConsult Program**



**Includes eConsults sent to Specialists inside and outside the LHIN

1.5 Appendix E: LHIN 5 – Central West

LHIN 5 - Provincial Product/Service % Penetration		
Product	LHIN 5 Penetration ¹	Change
eNotifications (Hospitals)*	25%	
HRM (Physicians)	40%	2%
HRM (Hospitals)	100%	
OLIS (Physicians)*	45%	1%

*OntarioMD has re-counted eligible hospital sites for HRM and eNotifications to align with the Ministry of Health Eligible Hospital Sites. There is no change in denominator for HRM and eNotifications sites for LHIN 5.

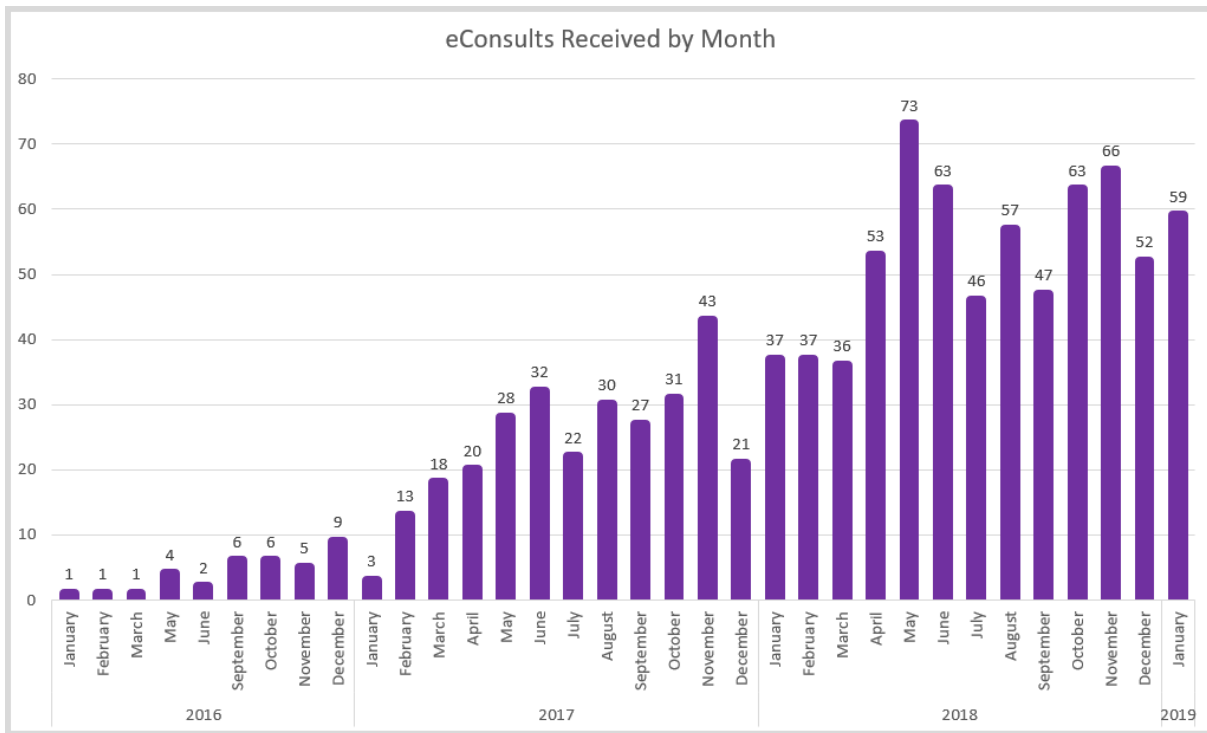
LHIN 5 - Physicians by Vendor/OntarioMD Service						
EMR Vendor	Physicians Live on Certified EMR ²				HRM	OLIS* Access Through EMR
	GP	SP	Unknown	Total		
ABELSoft Corporation	10	10		20	8	11
Alpha Healthcare Inc.	6			6	2	4
AwareMD						
Canada Health Systems Inc.	37	16	3	56	24	36
Indivica Inc.	28	12		40	37	28
OSCAR EMR	140	67	2	209	129	72
P&P Data Systems Inc.	42	2	1	45	34	42
QHR Technologies Inc.	110	90	7	207	129	179
TELUS	143	42	4	189	119	167
YES Medical Systems	1		1	2		3
York-Med Systems Inc.		1		1		1
Total	517	240	18	775	482	543

* Source: eHealth Ontario

¹ HRM Penetration is based on Live Physicians, not Enrolled Physicians.

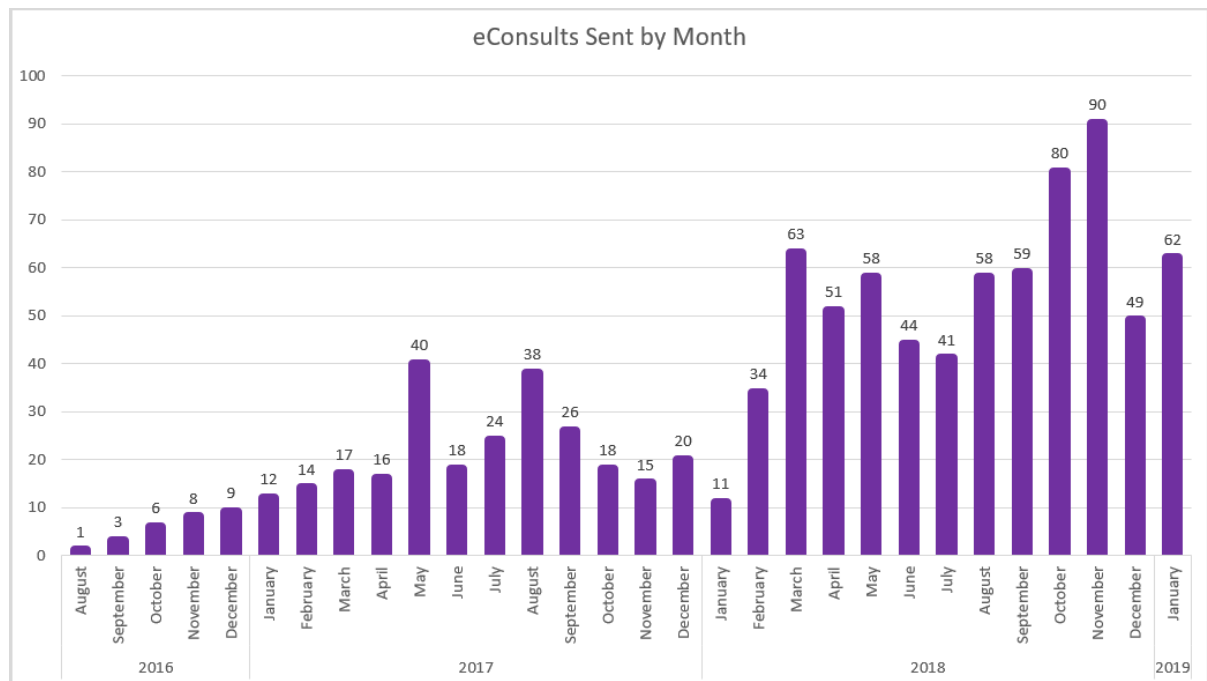
² Numbers have been updated to reflect the actual number of physicians, not funding positions.

Number of eConsults Received by LHIN 5 Specialists through the Ontario eConsult Program*



*Includes eConsults from Requesting Clinicians from inside and outside the LHIN

Number of eConsults Sent by LHIN 5 Requesting Clinicians - Ontario eConsult Program**



**Includes eConsults sent to Specialists inside and outside the LHIN

1.6 Appendix F: LHIN 6 – Mississauga Halton

LHIN 6 - Provincial Product/Service % Penetration		
Product	LHIN 6 Penetration ¹	Change
eNotifications (Hospitals)*	0%	
HRM (Physicians)	37%	1%
HRM (Hospitals)	100%	
OLIS (Physicians)*	41%	1%

*OntarioMD has re-counted eligible hospital sites for HRM and eNotifications to align with the Ministry of Health Eligible Hospital Sites. There is no change in denominator for HRM and eNotifications sites for LHIN 6.

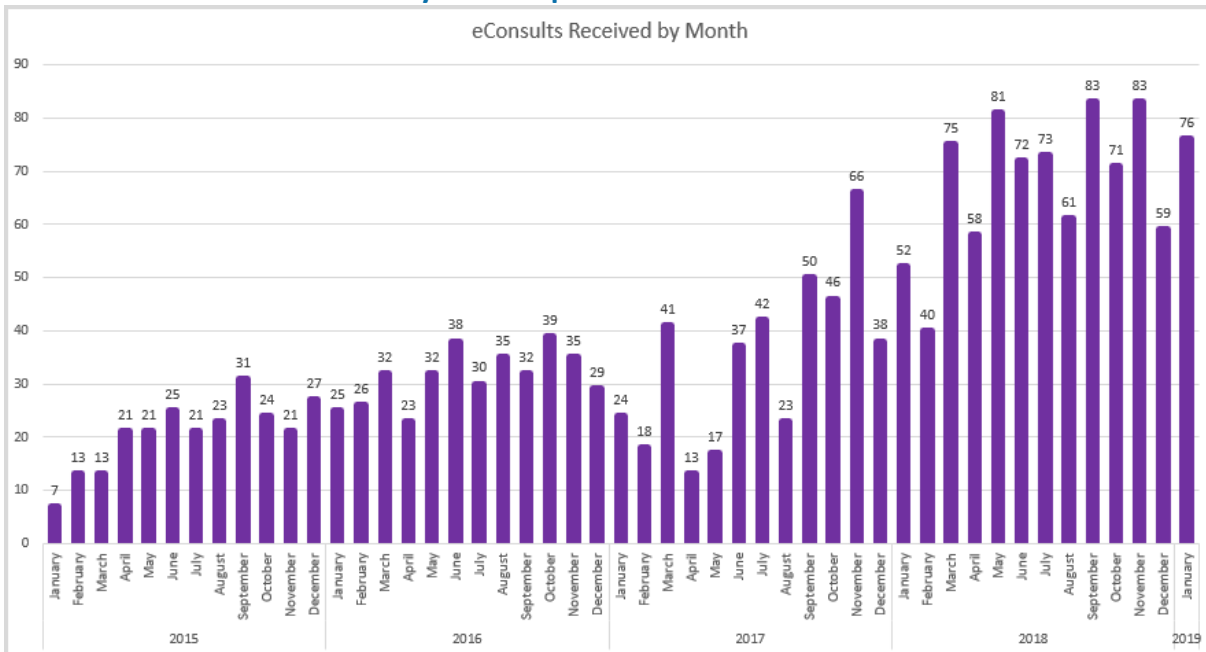
LHIN 6 - Physicians by Vendor/OntarioMD Service						
EMR Vendor	Physicians Live on Certified EMR ²				HRM	OLIS* Access Through EMR
	GP	SP	Unknown	Total		
ABELSoft Corporation	18	30	1	49	12	33
Alpha Healthcare Inc.	2	1	1	4	1	1
AwareMD		7		7	7	
Canada Health Systems Inc.	27	2		29	10	32
Indivica Inc.	31	3	1	35	30	11
OSCAR EMR	225	54	2	281	173	123
P&P Data Systems Inc.	8	6		14	4	11
QHR Technologies Inc.	190	113	10	313	203	281
TELUS	368	113	6	487	342	368
YES Medical Systems	3			3	1	3
York-Med Systems Inc.	1	3		4		4
Total	873	332	21	1,226	783	867

* Source: eHealth Ontario

¹ HRM Penetration is based on Live Physicians, not to Enrolled Physicians.

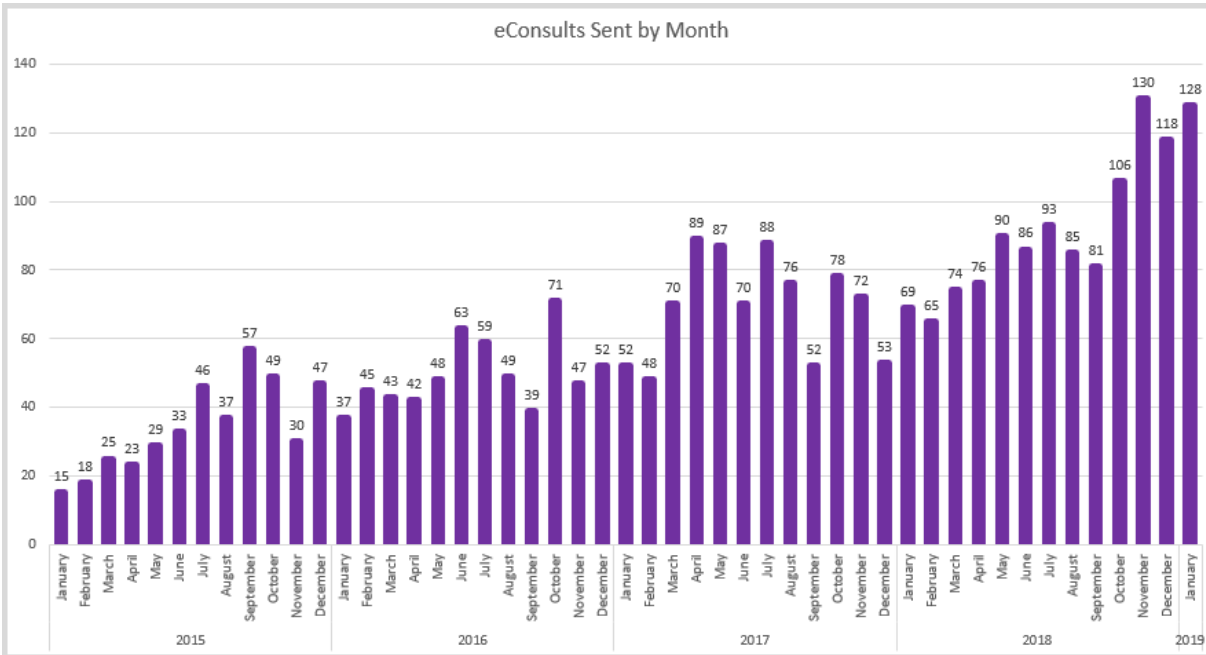
² Numbers have been updated to reflect the actual number of physicians, not funding positions.

Number of eConsults Received by LHIN 6 Specialists on eConsult BASE™ and OTN eConsult*



*Includes eConsults from Requesting Clinicians from inside and outside the LHIN

Number of eConsults Sent by LHIN 6 Requesting Clinicians on eConsult BASE and OTN eConsult**



**Includes eConsults sent to Specialists inside and outside the LHIN

1.7 Appendix G: LHIN 7 – Toronto Central

LHIN 7 - Provincial Product/Service % Penetration		
Product	LHIN 7 Penetration ¹	Change
eNotifications (Hospitals)*	16%	
HRM (Physicians)	19%	
HRM (Hospitals)	68%	
OLIS (Physicians)*	33%	1%

*OntarioMD has re-counted eligible hospital sites for HRM and eNotifications to align with the Ministry of Health Eligible Hospital Sites. Details of additional sites and their effect on penetration rates were provided in the April 2018 LHIN Report. For LHIN 7, UHN- Lyndhurst, UHN- Hillcrest and Sunnybrook Health Sciences – Orthopedic were added in May 2018.

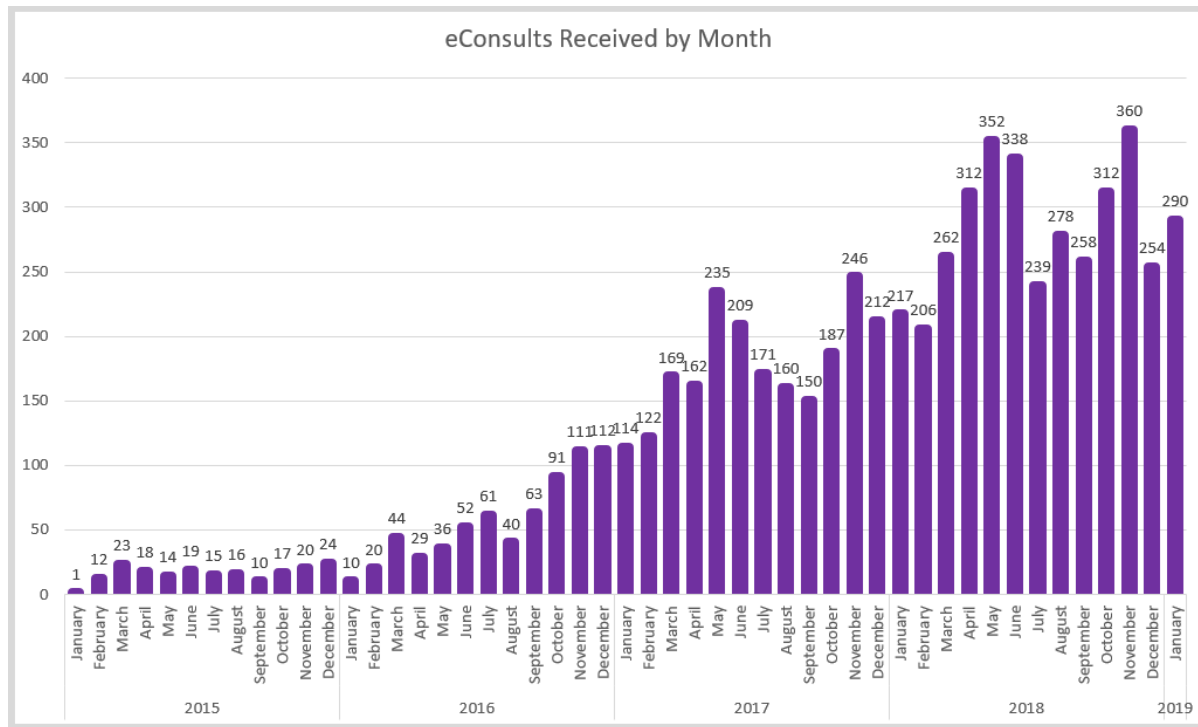
LHIN 7 - Physicians by Vendor/OntarioMD Service						
EMR Vendor	Physicians Live on Certified EMR ²				HRM	OLIS* Access Through EMR
	GP	SP	Unknown	Total		
ABELSoft Corporation	47	52	2	101	45	71
Alpha Healthcare Inc.	19	3		22	19	21
AwareMD	1	1		2	2	
Canada Health Systems Inc.	77	9	6	92	44	67
Indivica Inc.	185	28	2	215	150	89
OSCAR EMR	126	140	2	268	91	145
P&P Data Systems Inc.	58	15	1	74	12	45
QHR Technologies Inc.	154	346	6	506	233	595
TELUS	721	207	13	941	527	837
YES Medical Systems		11	2	13	1	13
York-Med Systems Inc.	1	4		5		4
Total	1,389	816	34	2,239	1,124	1,887

* Source: eHealth Ontario

¹ HRM Penetration is based on Live Physicians, not Enrolled Physicians.

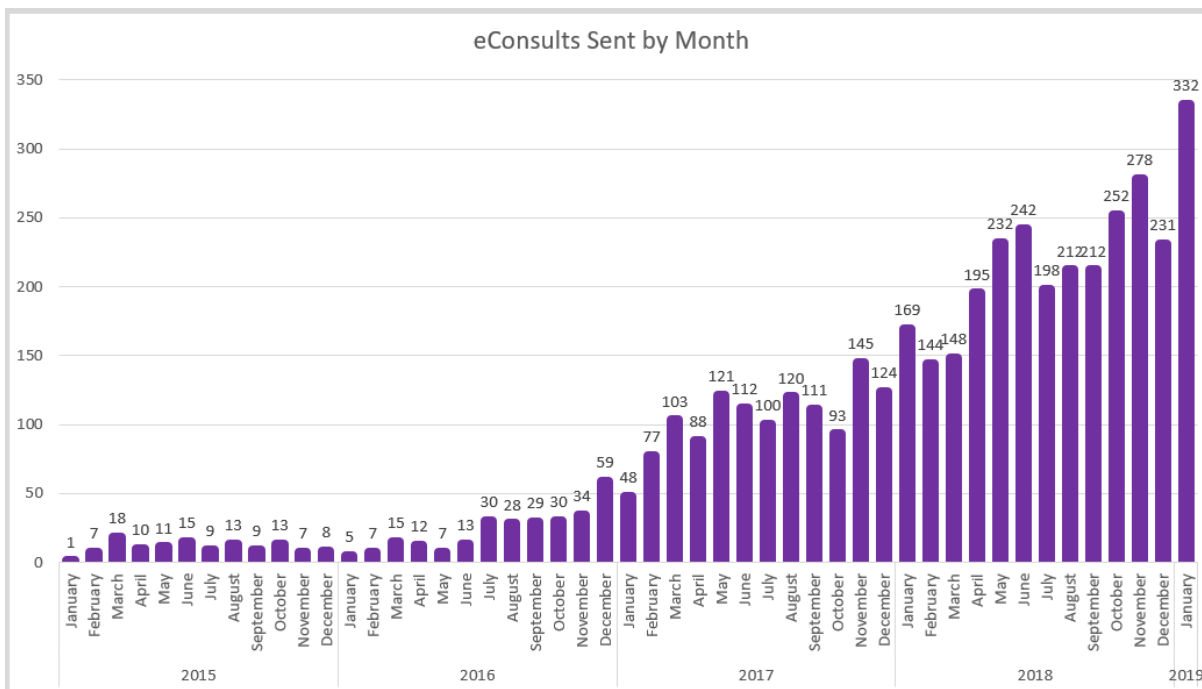
² Numbers have been updated to reflect the actual number of physicians, not funding positions.

Number of eConsults Received by LHIN 7 Specialists through the Ontario eConsult Program*



*Includes eConsults from Requesting Clinicians from inside and outside the LHIN

Number of eConsults Sent by LHIN 7 Requesting Clinicians - Ontario eConsult Program**



**Includes eConsults sent to Specialists inside and outside the LHIN

1.8 Appendix H: LHIN 8 – Central

LHIN 8 - Provincial Product/Service % Penetration		
Product	LHIN 8 Penetration ¹	Change
eNotifications (Hospitals)*	27%	
HRM (Physicians)	36%	
HRM (Hospitals)	73%	
OLIS (Physicians)*	40%	1%

*OntarioMD has re-counted eligible hospital sites for HRM and eNotifications to align with the Ministry of Health Eligible Hospital Sites. Details of additional sites and their effect on penetration rates were provided in the April 2018 LHIN Report. There is no change in denominator for HRM and eNotifications sites for LHIN 8 in May 2018.

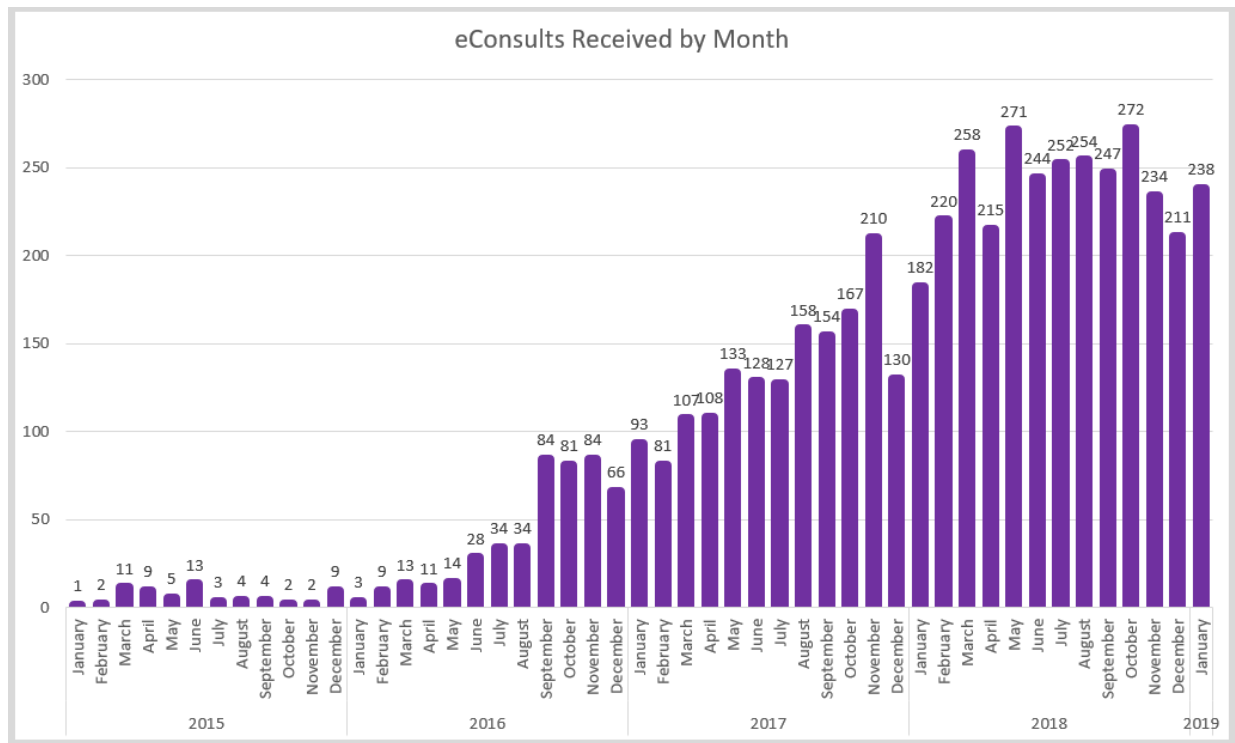
LHIN 8 - Physicians by Vendor/OntarioMD Service						
EMR Vendor	Physicians Live on Certified EMR ²				HRM	OLIS* Access Through EMR
	GP	SP	Unknown	Total		
ABELSoft Corporation	47	57	2	106	32	67
Alpha Healthcare Inc.	5	2		7	4	7
AwareMD		12		12	12	
Canada Health Systems Inc.	29	14	2	45	21	35
Indivica Inc.	150	17	3	170	133	66
OSCAR EMR	129	99	4	232	129	127
P&P Data Systems Inc.	113	18	1	132	38	70
QHR Technologies Inc.	286	243	10	539	341	430
TELUS	481	156	10	647	421	505
YES Medical Systems	1	11	1	13	3	11
York-Med Systems Inc.	7	6	1	14	9	11
Total	1,248	635	34	1,917	1,143	1,330

* Source: eHealth Ontario

¹ HRM Penetration is based on Live Physicians, not Enrolled Physicians.

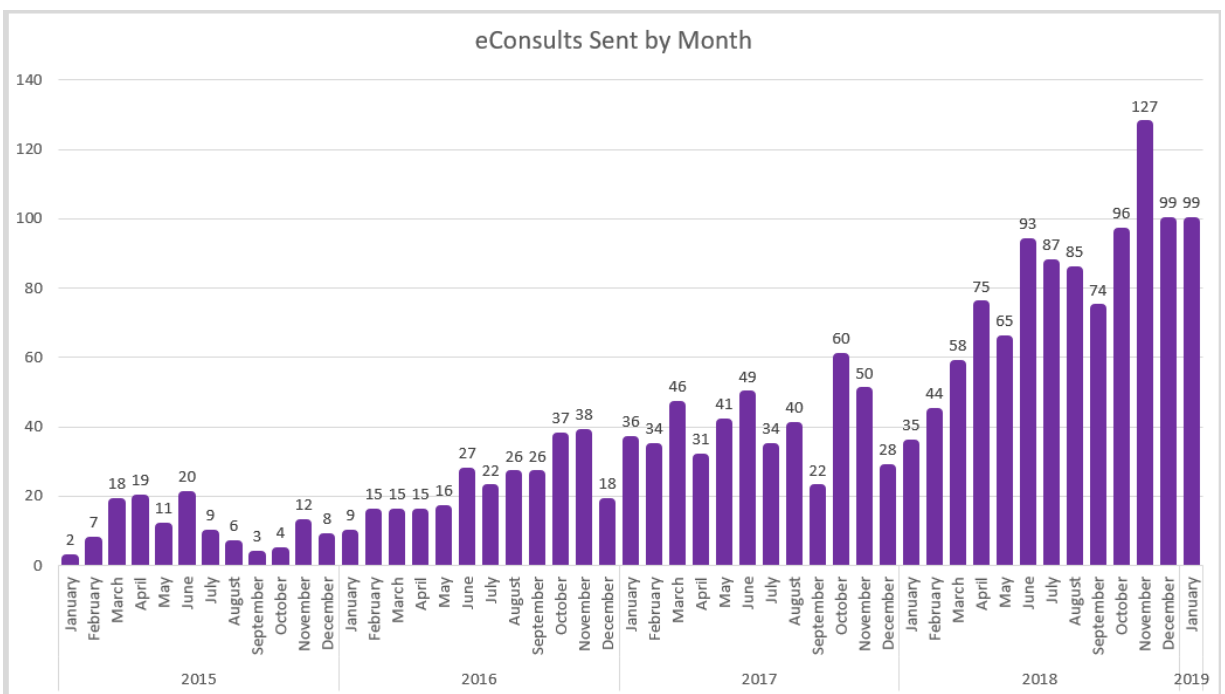
² Numbers have been updated to reflect the actual number of physicians, not funding positions.

Number of eConsults Received by LHIN 8 Specialists through the Ontario eConsult Program*



*Includes eConsults from Requesting Clinicians from inside and outside the LHIN

Number of eConsults Sent by LHIN 8 Requesting Clinicians - Ontario eConsult Program**



**Includes eConsults sent to Specialists inside and outside the LHIN

1.9 Appendix I: LHIN 9 – Central East

LHIN 9 - Provincial Product/Service % Penetration		
Product	LHIN 9 Penetration ¹	Change
eNotifications (Hospitals)*	40%	20%
HRM (Physicians)	44%	
HRM (Hospitals)	100%	
OLIS (Physicians)*	48%	1%

*OntarioMD has re-counted eligible hospital sites for HRM and eNotifications to align with the Ministry of Health Eligible Hospital Sites. Details of additional sites and their effect on penetration rates were provided in the April 2018 LHIN Report. For LHIN 9, Lakeridge Health – Whitby was added in May 2018.

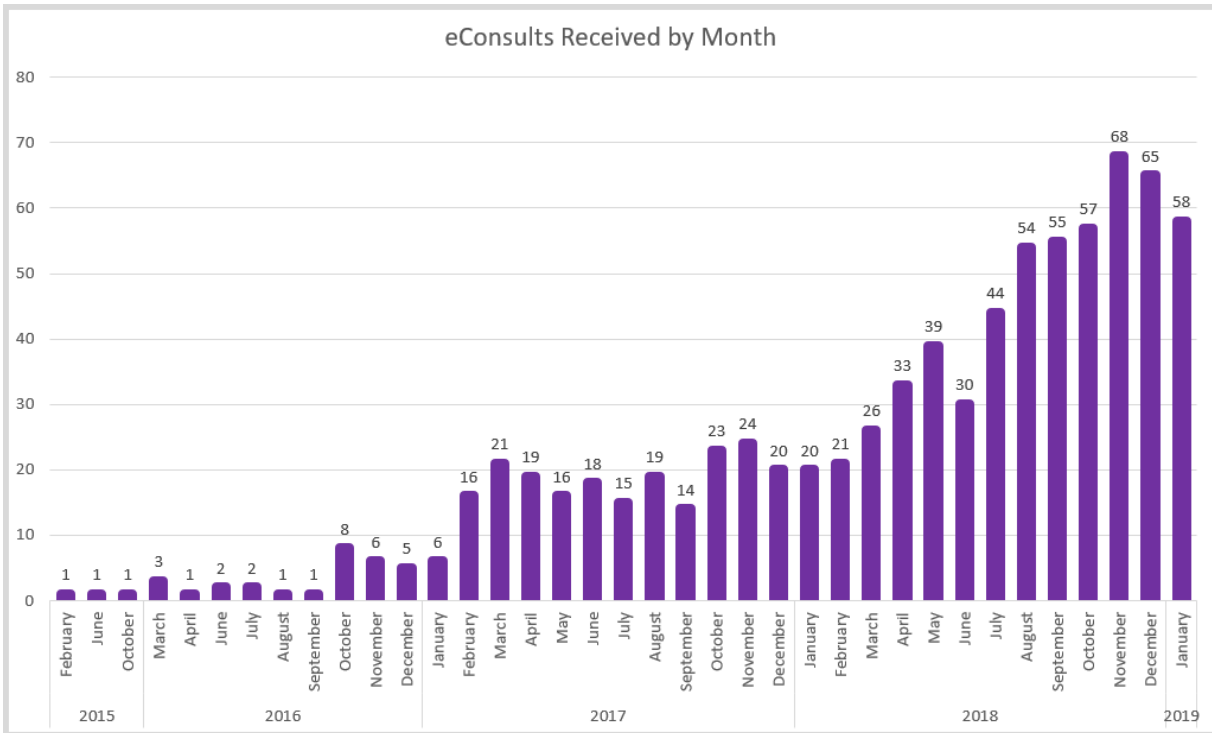
LHIN 9 - Physicians by Vendor/OntarioMD Service						
EMR Vendor	Physicians Live on Certified EMR ²				HRM	OLIS* Access Through EMR
	GP	SP	Unknown	Total		
ABELSoft Corporation	27	24	1	52	19	35
Alpha Healthcare Inc.	9	2		11	6	7
AwareMD						
Canada Health Systems Inc.	58	9		67	42	39
Indivica Inc.	61	15	1	77	64	41
OSCAR EMR	143	81	2	226	152	133
P&P Data Systems Inc.	49	9		58	31	36
QHR Technologies Inc.	186	170	10	366	248	269
TELUS	501	118	7	626	478	554
YES Medical Systems	1	8	2	11	7	6
York-Med Systems Inc.	7	8		15	5	9
Total	1042	444	23	1,509	1,052	1,129

* Source: eHealth Ontario

¹ HRM Penetration is based on Live Physicians, not Enrolled Physicians.

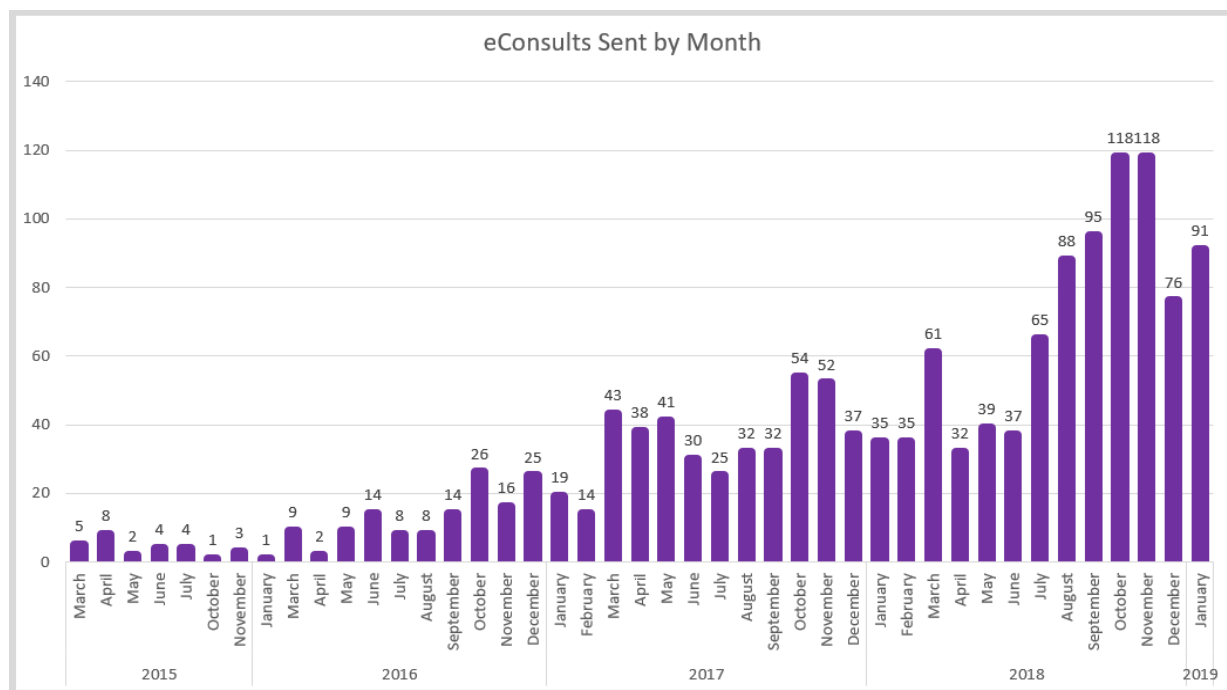
² Numbers have been updated to reflect the actual number of physicians, not funding positions.

Number of eConsults Received by LHIN 9 Specialists through the Ontario eConsult Program*



*Includes eConsults from Requesting Clinicians from inside and outside the LHIN

Number of eConsults Sent by LHIN 9 Requesting Clinicians - Ontario eConsult Program**



**Includes eConsults sent to Specialists inside and outside the LHIN

1.10 Appendix J: LHIN 10 – South East

LHIN 10 - Provincial Product/Service % Penetration		
Product	LHIN 10 Penetration ¹	Change
eNotifications (Hospitals)*	7%	
HRM (Physicians)	31%	
HRM (Hospitals)	100%	
OLIS (Physicians)*	43%	1%

*OntarioMD has re-counted eligible hospital sites for HRM and eNotifications to align with the Ministry of Health Eligible Hospital Sites. Details of additional sites and their effect on penetration rates were provided in the April 2018 LHIN Report. For LHIN 10, Brockville – St. Vincent De Paul and Brockville- St. Vincent De Paul (Garden St. Site) were added in May 2018.

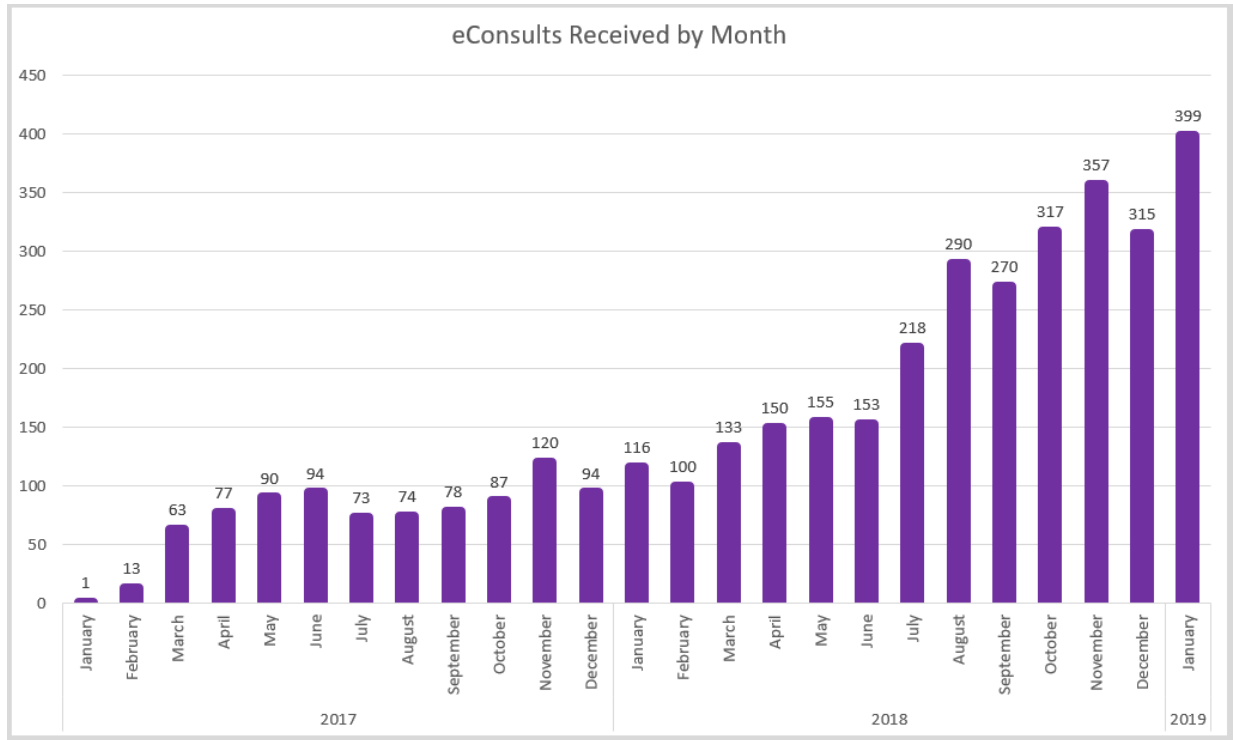
LHIN 10 - Physicians by Vendor/OntarioMD Service						
EMR Vendor	Physicians Live on Certified EMR ²				HRM	OLIS* Access Through EMR
	GP	SP	Unknown	Total		
ABELSoft Corporation		8	1	9	2	11
Alpha Healthcare Inc.						
AwareMD						
Canada Health Systems Inc.	1			1		3
Indivica Inc.	16	3		19	12	9
OSCAR EMR	79	12		91	44	48
P&P Data Systems Inc.	8	3		11	7	7
QHR Technologies Inc.	69	30	2	101	57	97
TELUS	321	27	8	356	258	345
YES Medical Systems		1		1	1	1
York-Med Systems Inc.		1		1	1	1
Total	494	85	11	590	382	532

* Source: eHealth Ontario

¹ HRM Penetration is based on Live Physicians, not Enrolled Physicians.

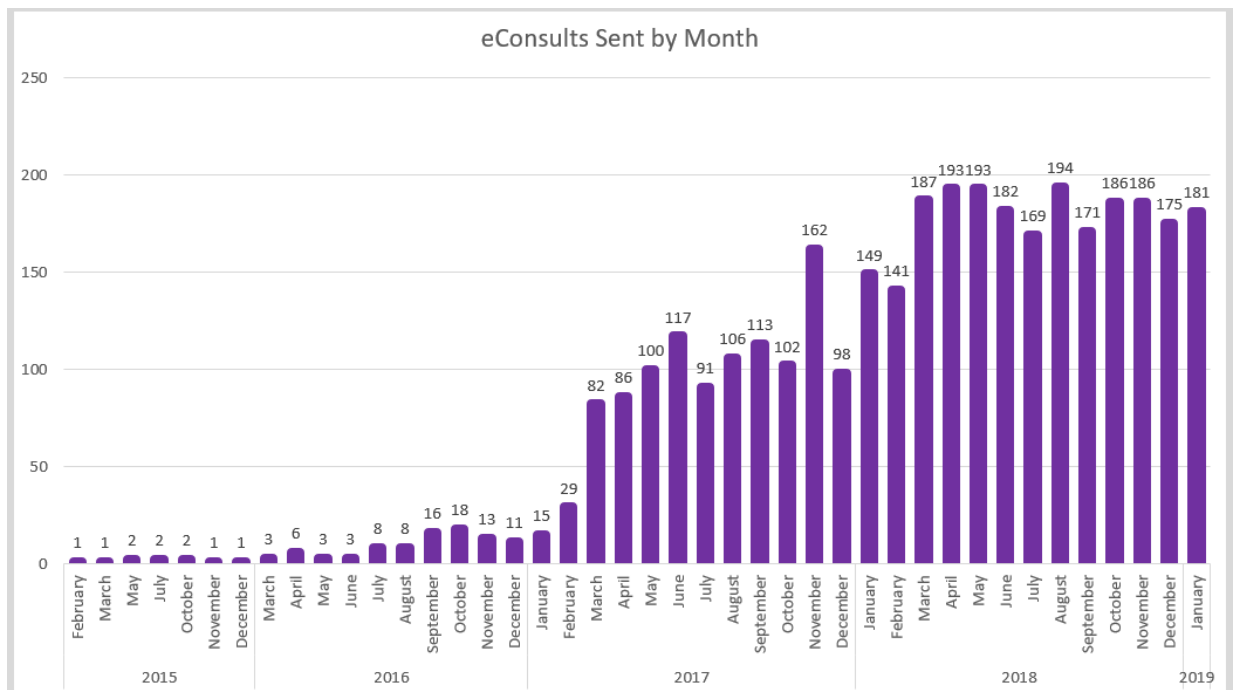
² Numbers have been updated to reflect the actual number of physicians, not funding positions.

Number of eConsults Received by LHIN 10 Specialists on eConsult BASE and OTN eConsult*



*Includes eConsults from Requesting Clinicians from inside and outside the LHIN

Number of eConsults Sent by LHIN 10 Requesting Clinicians on eConsult BASE and OTN eConsult**



**Includes eConsults sent to Specialists inside and outside the LHIN

1.11 Appendix K: LHIN 11 – Champlain

LHIN 11 - Provincial Product/Service % Penetration		
Product	LHIN 11 Penetration	Change
eNotifications (Hospitals)*	42%	
HRM (Physicians)	27%	
HRM (Hospitals)	79%	
OLIS (Physicians)*	42%	

*OntarioMD has re-counted eligible hospital sites for HRM and eNotifications to align with the Ministry of Health Eligible Hospital Sites. Details of additional sites and their effect on penetration rates were provided in the April 2018 LHIN Report. There is no change in denominator for HRM and eNotifications sites for LHIN 11 in May 2018.

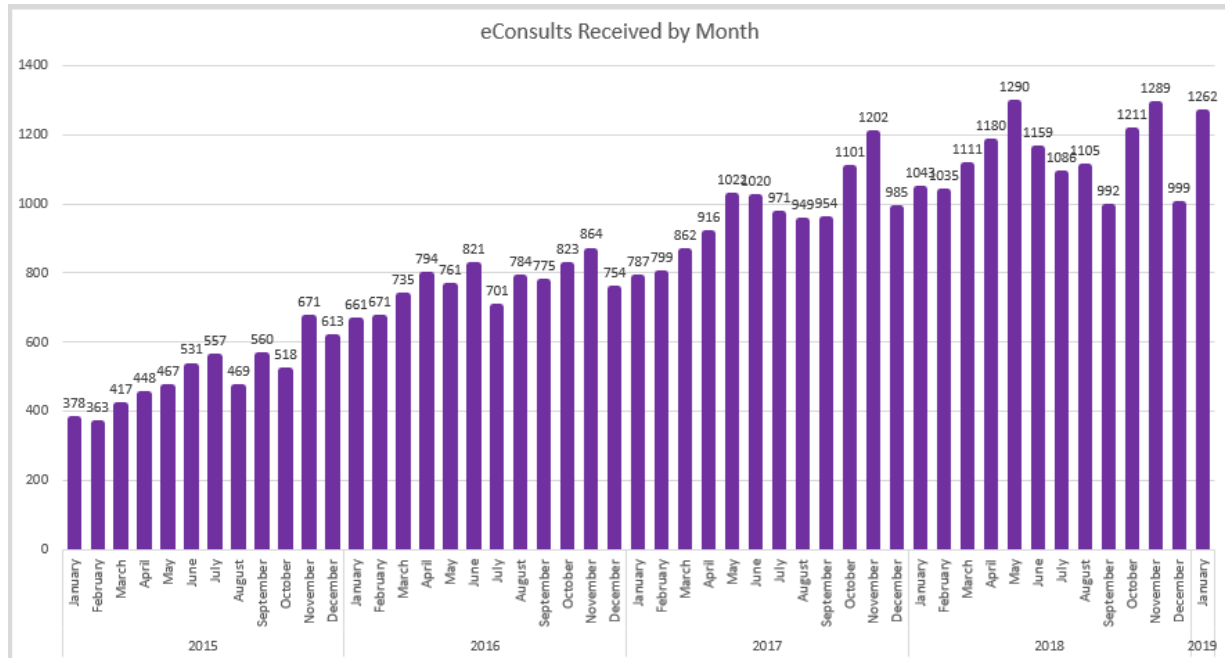
LHIN 11 - Physicians by Vendor/OntarioMD Service						
EMR Vendor	Physicians Live on Certified EMR ²				HRM	OLIS* Access Through EMR
	GP	SP	Unknown	Total		
ABELSoft Corporation	3	27		30	4	30
Alpha Healthcare Inc.		1		1	1	
AwareMD						
Canada Health Systems Inc.	64	47	2	113	63	56
Indivica Inc.	57	6	1	64	48	51
OSCAR EMR	152	53	1	206	135	123
P&P Data Systems Inc.	56	2	1	59	15	22
QHR Technologies Inc.	158	138	3	299	118	277
TELUS	892	204	15	1,111	584	951
YES Medical Systems						
York-Med Systems Inc.	1			1		2
Total	1,382	479	23	1,884	968	1,512

* Source: eHealth Ontario

¹ HRM Penetration is based on Live Physicians, not Enrolled Physicians.

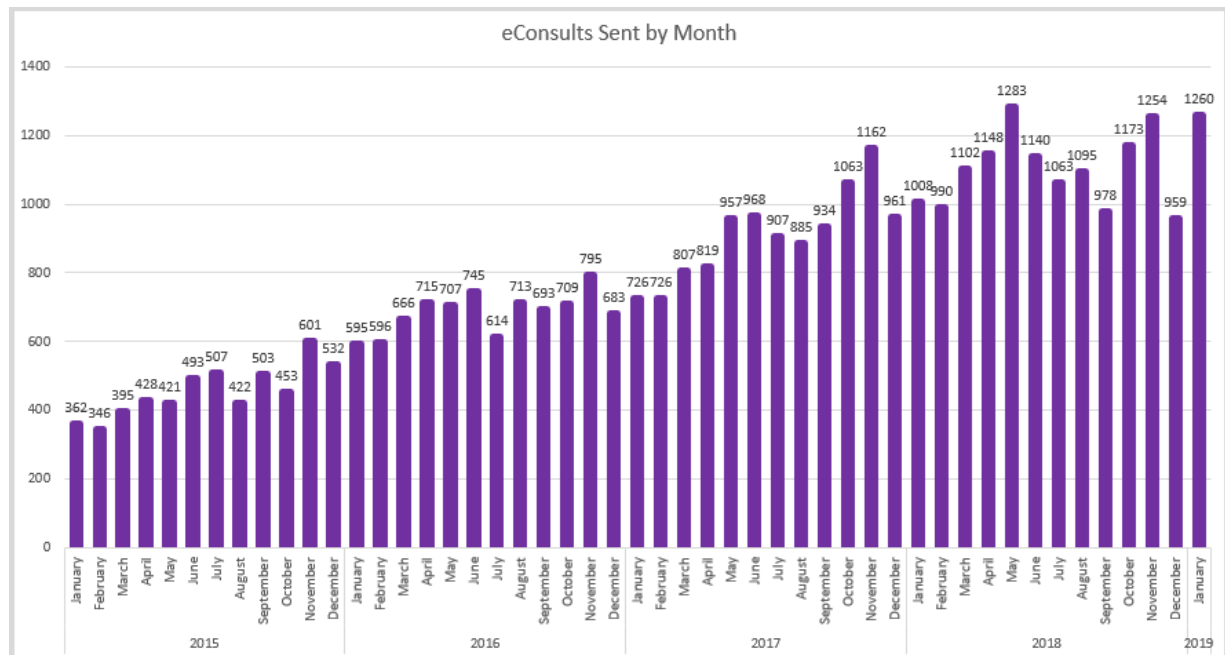
² Numbers have been updated to reflect the actual number of physicians, not funding positions.

Number of eConsults received by LHIN 11 Specialists on eConsult BASE*



*Includes eConsults from Requesting Clinicians from inside and outside the LHIN

Number of eConsults sent by LHIN 11 Requesting Clinicians on eConsult BASE**



**Includes eConsults sent to Specialists inside and outside the LHIN

1.12 Appendix L: LHIN 12 – North Simcoe Muskoka

LHIN 12 - Provincial Product/Service % Penetration		
Product	LHIN 12 Penetration ¹	Change
eNotifications (Hospitals)*	13%	
HRM (Physicians)	52%	
HRM (Hospitals)	88%	
OLIS (Physicians)*	52%	

*OntarioMD has re-counted eligible hospital sites for HRM and eNotifications to align with the Ministry of Health Eligible Hospital Sites. Details of additional sites and their effect on penetration rates were provided in the April 2018 LHIN Report. There is no change in denominator for HRM and eNotifications sites for LHIN 12 in May 2018.

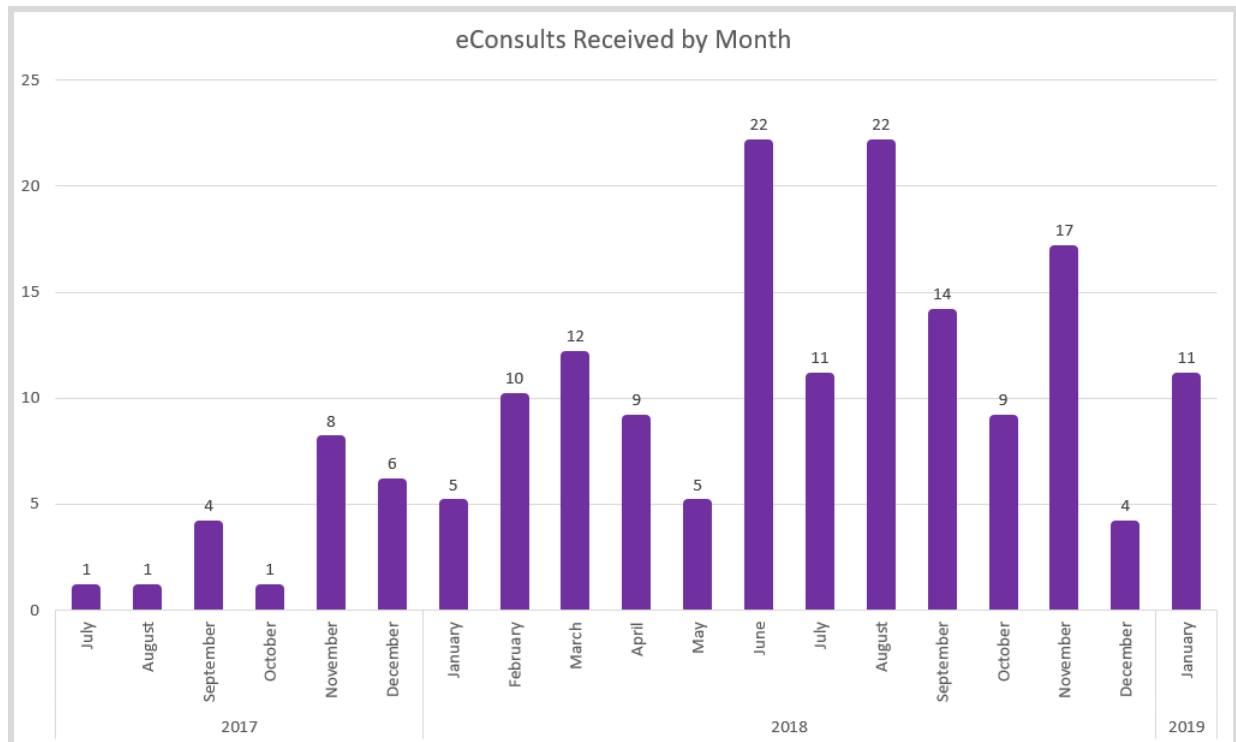
LHIN 12 - Physicians by Vendor/OntarioMD Service						
EMR Vendor	Physicians Live on Certified EMR ²				HRM	OLIS* Access Through EMR
	GP	SP	Unknown	Total		
ABELSoft Corporation	1	1	1	3	1	4
Alpha Healthcare Inc.	5			5	4	4
AwareMD		1		1	1	
Canada Health Systems Inc.			1	1		1
Indivica Inc.		1		1	1	2
OSCAR EMR	17	7		24	12	7
P&P Data Systems Inc.		1		1		
QHR Technologies Inc.	196	79	1	276	208	201
TELUS	193	40	4	237	196	204
YES Medical Systems						
York-Med Systems Inc.		2		2	2	2
Total	412	132	7	551	425	425

* Source: eHealth Ontario

¹ HRM Penetration is based on Live Physicians, not Enrolled Physicians.

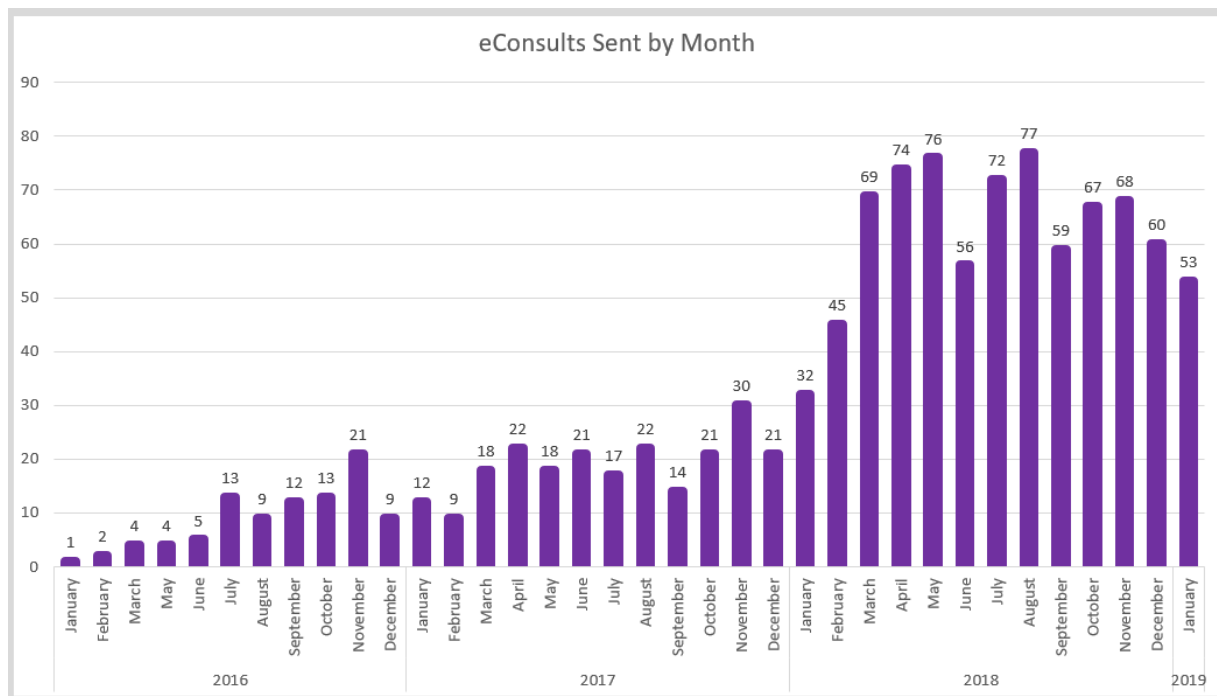
² Numbers have been updated to reflect the actual number of physicians, not funding positions.

Number of eConsults Received by LHIN 12 Specialists through the Ontario eConsult Program*



*Includes eConsults from Requesting Clinicians from inside and outside the LHIN

Number of eConsults Sent by LHIN 12 Requesting Clinicians - Ontario eConsult Program**



**Includes eConsults sent to Specialists inside and outside the LHIN

1.13 Appendix M: LHIN 13 – North East

LHIN 13 - Provincial Product/Service % Penetration		
Product	LHIN 13 Penetration ¹	Change
eNotifications (Hospitals)*	38%	
HRM (Physicians)	14%	2%
HRM (Hospitals)	0%	
OLIS (Physicians)*	47%	

*OntarioMD has re-counted eligible hospital sites for HRM and eNotifications to align with the Ministry of Health Eligible Hospital Sites. Details of additional sites and their effect on penetration rates were provided in the April 2018 LHIN Report. There is no change in denominator for HRM and eNotifications sites for LHIN 13 in May 2018.

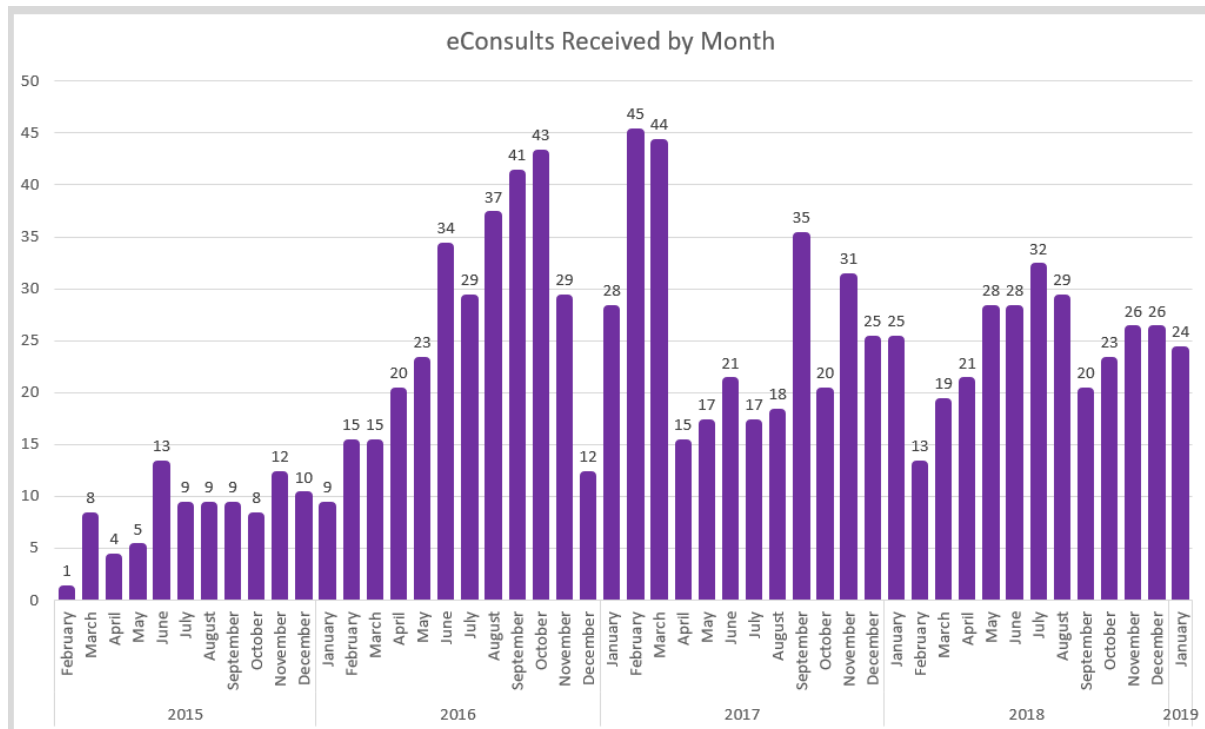
LHIN 13 - Physicians by Vendor/OntarioMD Service						
EMR Vendor	Physicians Live on Certified EMR ²				HRM	OLIS* Access Through EMR
	GP	SP	Unknown	Total		
ABELSoft Corporation	1	6		7	1	4
Alpha Healthcare Inc.		1		1		1
AwareMD						
Canada Health Systems Inc.	2			2		5
Indivica Inc.	1			1		4
OSCAR EMR	22			22	5	10
P&P Data Systems Inc.	29	9	1	39	1	8
QHR Technologies Inc.	70	24	4	98	22	107
TELUS	290	51	7	348	115	350
YES Medical Systems						
York-Med Systems Inc.	8	3		11		8
Total	423	94	12	529	144	497

* Source: eHealth Ontario

¹ HRM Penetration is based on Live Physicians, not Enrolled Physicians.

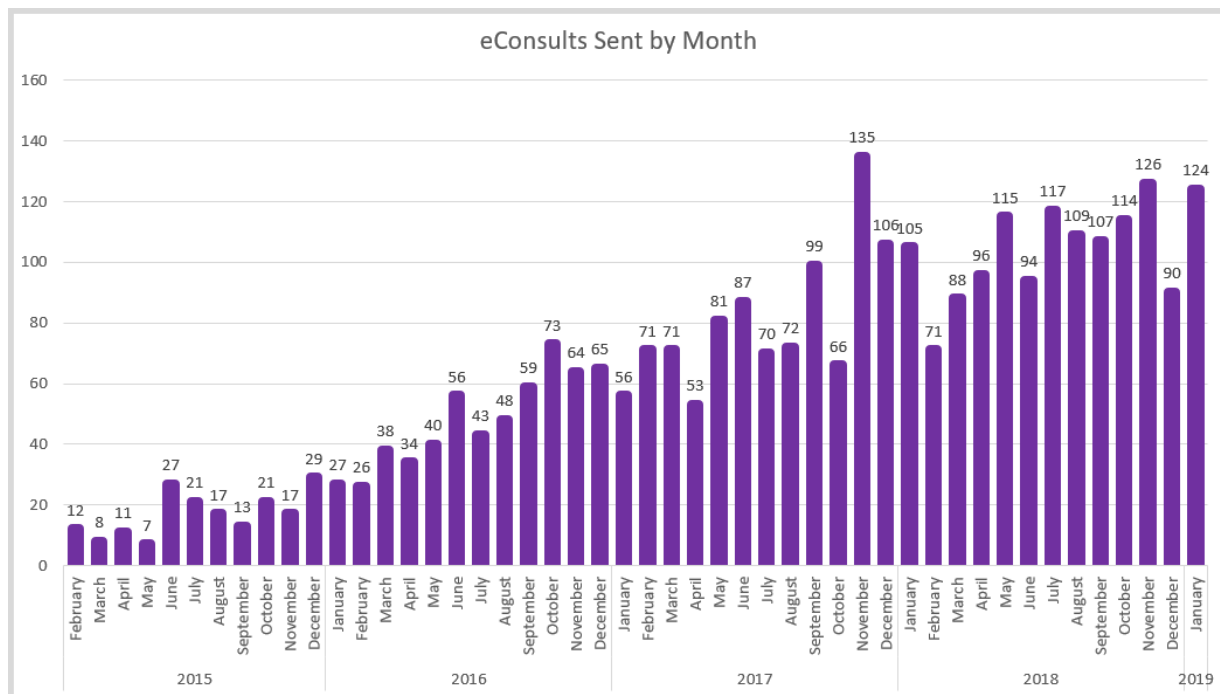
² Numbers have been updated to reflect the actual number of physicians, not funding positions.

Number of eConsults Received by LHIN 13 Specialists through the Ontario eConsult Program*



*Includes eConsults from Requesting Clinicians from inside and outside the LHIN

Number of eConsults Sent by LHIN 13 Requesting Clinicians - Ontario eConsult Program**



**Includes eConsults sent to Specialists inside and outside the LHIN

1.14 Appendix N: LHIN 14 – North West

LHIN 14 - Provincial Product/Service % Penetration		
Product	LHIN 14 Penetration ¹	Change
eNotifications (Hospitals)*	100%	
HRM (Physicians)	2%	
HRM (Hospitals)	0%	
OLIS (Physicians)*	34%	

*OntarioMD has re-counted eligible hospital sites for HRM and eNotifications to align with the Ministry of Health Eligible Hospital Sites. Details of additional sites and their effect on penetration rates were provided in the April 2018 LHIN Report. There is no change in denominator for HRM and eNotifications sites for LHIN 14 in May 2018.

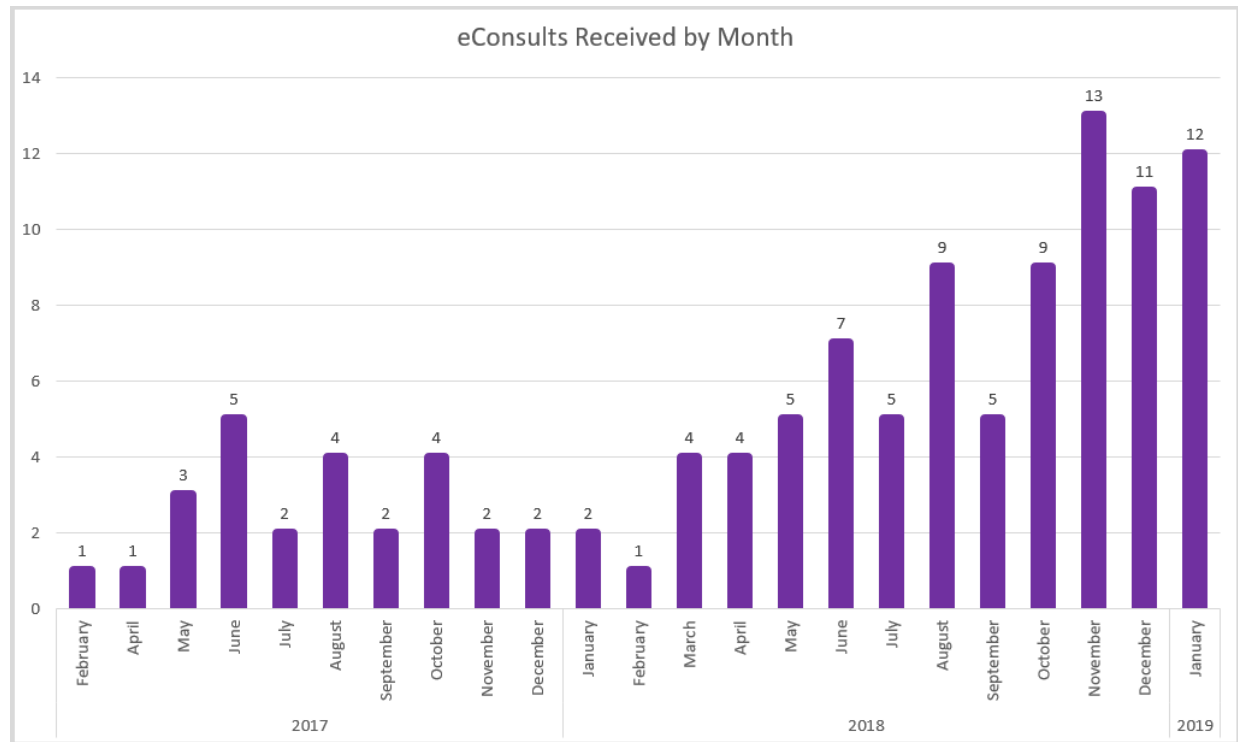
LHIN 14 - Physicians by Vendor/OntarioMD Service						
EMR Vendor	Physicians Live on Certified EMR ²				HRM	OLIS* Access Through EMR
	GP	SP	Unknown	Total		
ABELSoft Corporation	6	1		7		8
Alpha Healthcare Inc.						
AwareMD						
Canada Health Systems Inc.	1	3		4		4
Indivica Inc.	1			1		1
OSCAR EMR	51			51		4
P&P Data Systems Inc.	14	6		20		2
QHR Technologies Inc.	34	19		53	5	63
TELUS	85	47	4	136	4	99
YES Medical Systems						1
York-Med Systems Inc.						
Total	192	76	4	272	9	182

* Source: eHealth Ontario

¹ HRM Penetration is based on Live Physicians, not Enrolled Physicians.

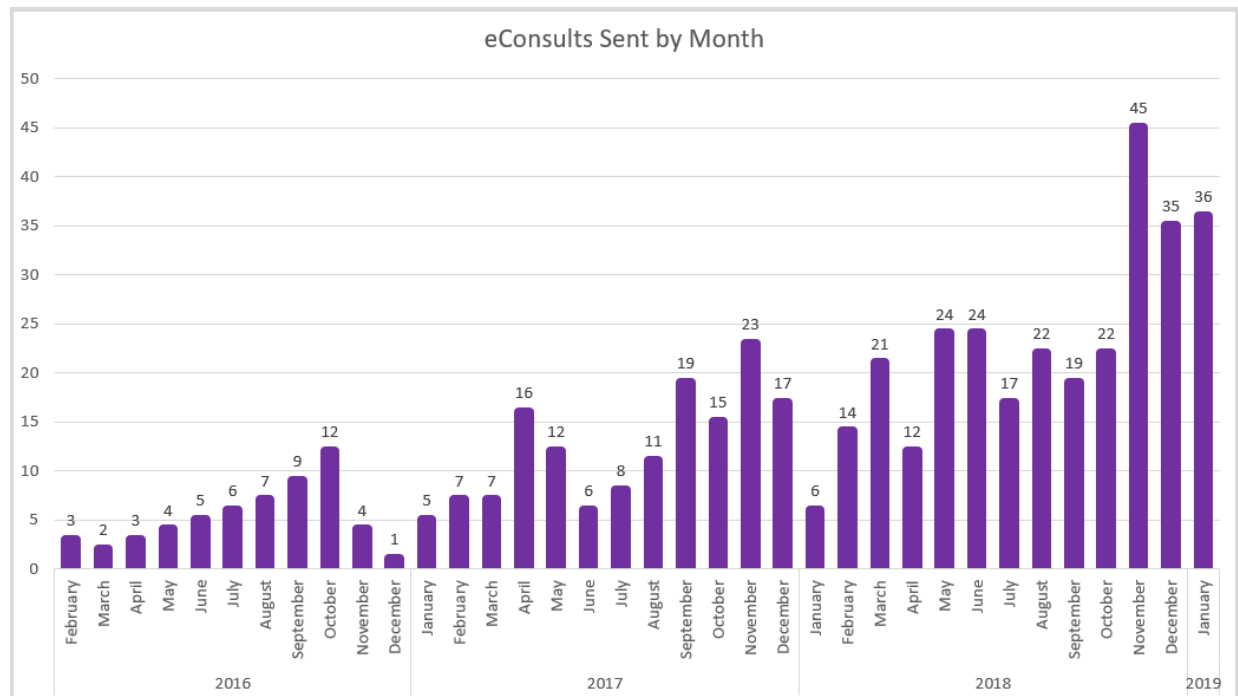
² Numbers have been updated to reflect the actual number of physicians, not funding positions.

Number of eConsults Received by LHIN 14 Specialists through the Ontario eConsult Program*



*Includes eConsults from Requesting Clinicians from inside and outside the LHIN

Number of eConsults Sent by LHIN 14 Requesting Clinicians - Ontario eConsult Program**



**Includes eConsults sent to Specialists inside and outside the LHIN