



**OntarioMD Stakeholder Report**  
**Products and Services by LHIN**  
**December 2018**

**Prepared: January 2019**

# Contents

- 1. EXECUTIVE NOTES FOR DECEMBER .....3**
- 2. INTRODUCTION .....4**
- 3. ONTARIO MD AND LOCAL HEALTH INTEGRATION NETWORKS .....5**
  - WHAT WE DO.....5
- 4. ONTARIO MD PRODUCTS AND SERVICES.....6**
- 5. PROOF OF CONCEPTS 2018 ..... 11**
- 6. TABLES BY VENDOR AND LHIN VIEW .....13**
  - TABLE 1: FAMILY PHYSICIANS, SPECIALISTS AND NURSE PRACTITIONERS BY ONTARIO MD-CERTIFIED EMR OFFERING PER PRODUCT / SERVICE ..... 13
  - TABLE 2: PRODUCT PENETRATION BY COMMUNITY-BASED FAMILY PHYSICIANS AND SPECIALISTS BY LHIN..... 14
  - TABLE 3: HRM PRODUCT PENETRATION BY COMMUNITY-BASED FAMILY PHYSICIANS, SPECIALISTS AND NURSE PRACTITIONERS BY LHIN ..... 15
  - TABLE 4: eCONSULT PRODUCT PENETRATION BY PHYSICIANS AND NURSE PRACTITIONERS BY LHIN ..... 17
  - TABLE 5: EMR QUALITY DASHBOARD PHASE 2 PHYSICIAN PARTICIPATION BY LHIN ..... 18
  - TABLE 6: ONTARIO MD PRIVACY & SECURITY TRAINING COMPLETED BY LHIN..... 18
  - TABLE 7: ONE ID PRODUCT PENETRATION BY PHYSICIANS AND NURSES BY LHIN ..... 19
- 7. APPENDICES .....20**
  - 1.1 APPENDIX A: LHIN 1 – ERIE ST. CLAIR..... 20
  - 1.2 APPENDIX B: LHIN 2 – SOUTH WEST ..... 24
  - 1.3 APPENDIX C: LHIN 3 – WATERLOO WELLINGTON..... 28
  - 1.4 APPENDIX D: LHIN 4 – HAMILTON NIAGARA HALDIMAND BRANT..... 32
  - 1.5 APPENDIX E: LHIN 5 – CENTRAL WEST ..... 36
  - 1.6 APPENDIX F: LHIN 6 – MISSISSAUGA HALTON ..... 40
  - 1.7 APPENDIX G: LHIN 7 – TORONTO CENTRAL..... 44
  - 1.8 APPENDIX H: LHIN 8 – CENTRAL ..... 48
  - 1.9 APPENDIX I: LHIN 9 – CENTRAL EAST ..... 52
  - 1.10 APPENDIX J: LHIN 10 – SOUTH EAST..... 56
  - 1.11 APPENDIX K: LHIN 11 – CHAMPLAIN ..... 60
  - 1.12 APPENDIX L: LHIN 12 – NORTH SIMCOE MUSKOKA..... 64
  - 1.13 APPENDIX M: LHIN 13 – NORTH EAST ..... 68
  - 1.14 APPENDIX N: LHIN 14 – NORTH WEST ..... 72

## 1. Executive Notes for December

### HRM

OntarioMD is continuing the expansion of HRM sending facilities to include more specialty clinics / independent health facilities. The addition of specialty clinics enables community-based physicians and nurse practitioners to receive reports from these facilities as well as from Ontario hospitals to support timely follow up and care to patients. Sites added in November:

- **More medical imaging clinics:** MyHealth Centre went live with HRM in December 2018. It has 35+ high volume locations (more than 1 million patients and more than 6,000 referring physicians). Ontario Medical Imaging's 13 locations in the Greater Toronto Area also went live with HRM.

### EMR Vendor Management and Certification

We have added AwareMD to the vendor tables for each LHIN. Its Cerebrum EMR offering is the latest EMR to become certified under the OntarioMD EMR Certification Program.

### Supporting Our Partners

OntarioMD supports over 16,000 clinicians with innovative digital health and quality improvement tools and approaches to address their practice needs. OntarioMD also supports its partners using a streamlined onboarding approach that bundles multiple digital health offerings into a single visit, appreciated by clinicians for being more efficient and convenient. ***eHealth Ontario, Toronto Central LHIN, Northern and Eastern Region LHINs, University Health Network, Ontario Telemedicine Network*** - OntarioMD is actively onboarding primary care physicians for the Digital Health Services Bundle on behalf of these partners. OntarioMD is working with additional LHINs to expand this model. The current **Digital Health Services Bundle** includes:

- **ONE® ID** - eHealth Ontario's identity and access management service that enables health care providers to access secure provincial digital health assets such as eConsult.
- **ONE Mail** - eHealth Ontario's encrypted email service that lets registered health care professionals share patient information quickly, confidently and securely.
- **ConnectingOntario Clinical Viewer** – A secure web-based portal that enables authorized health care providers to view digital health records from across Ontario.
- **Ontario eConsult Program** – A provincial digital health service that enables requesting physicians and nurse practitioners to ask clinical questions to a specialist electronically and receive a response within days, often eliminating the need for an in-person patient visit.

**Ministry of Health and Long-Term Care** – OntarioMD is working with the MOHLTC and eHealth Ontario on integrated access to the **Digital Health Drug Repository (DHDR) and Digital Health Immunization Repository (DHIR)** from clinician EMRs. The DHDR provides clinicians with access to dispensed drug data that includes publicly funded drugs and pharmacy services such as the MedsCheck Program, the

Pharmacy Smoking Cessation Program, or vaccine administration, along with narcotics and controlled substances. The DHIR provides clinicians (and patients) with comprehensive immunization information that is accessible in real time to support clinical practices and to engage the public as active partners in managing their health. Clinicians will also be able to submit immunizations to DHIR according to the provincial immunization schedule for public health purposes. The DHDR and DHIR contribute to the Ministry's goal to provide access to complete, accurate, and up-to-date patient information to Ontario clinicians so they can make more informed decisions for better patient outcomes.

EMR integration will connect community-based physicians and nurse practitioners who use OntarioMD-certified Electronic Medical Records systems (EMRs) to the DHDR and the DHIR so they can view drug data and submit and view immunization data from their EMRs.

### **OntarioMD Educational Events**

OntarioMD offers a range of learning opportunities as part of our commitment to educating physicians and their staff on digital health best practices. Dates have been set for the 2019 EMR: Every Step Conference, the largest conference series in Canada dedicated to digital health and EMRs. The Ottawa conference will be held on June 13 and the Toronto conference will be held on September 26. We would be pleased to speak at events hosted by LHINs and other stakeholders.

### ***On the Road with OntarioMD***

Our 'On the Road with OntarioMD' regional educational seminars offer one hour of didactic learning on a very relevant topic for physician practices - Partnered Efforts in Safe Opioid Prescribing. The events begin with a presentation followed by small group learning with Peer Leaders who use the same EMRs as the attendees. Attendee feedback continues to be excellent and physicians and their staff have said they value the Peer Leader presentation and the time they get to spend with the Peer Leaders at the table discussions. The sessions are CME-accredited by the College of Family Physicians of Canada's Ontario Chapter for two hours of MainPro+ credits. The last seminar was held in Barrie on December 4 and the first ones for 2019 will be in Mississauga on February 26, and in London on March 6.

## **2. Introduction**

The purpose of this report is to provide a monthly update on the provincial view of community-based family physicians' and community specialists' adoption and optimized use of certified EMRs and other digital health tools and services integrated with certified EMRs. Except where indicated, this report does not include information about adoption of the referenced digital health applications by nurse practitioners or other health care service providers.

By helping physicians become increasingly proficient EMR users, OntarioMD assists physicians in realizing the clinical value and full potential digital health tools and services to enhance patient care. These tools and services are also improving Ontarians' access to care and improving clinical outcomes through integration with EMRs and an increasingly integrated and coordinated health care system.

### 3. OntarioMD and Local Health Integration Networks

OntarioMD is focused on the delivery of digital health products and services that translate into clinical value for physicians and their patients. OntarioMD has the infrastructure, relationships and experience to deliver cost-effectively the full spectrum of high-quality digital health programs and services for clinicians across the province. It works closely, and in partnership, with other health care organizations across the province, including the 14 Local Health Integration Networks (LHINs).

Our regional OntarioMD staff take a holistic approach to working with physician practices, bundling products and change management services on behalf of the LHINs for efficient visits to practices. This reduces multiple touchpoints to the physician office and streamlines training and onboarding, so physicians can spend less time on administration and more time on patient care.

#### What We Do

- Connect clinician practices to digital health tools that improve access to care, clinical outcomes and decision-making, such as OntarioMD's Health Report Manager (HRM), eNotifications, the EMR Quality Dashboard, Ontario eConsult Program and the Ontario Laboratories Information System (OLIS). We are also deploying the ConnectingOntario Clinical Viewer, ONE® Mail and ONE ID on behalf of eHealth Ontario and many LHINs.
- Provide physicians with trusted advice, guidance and support from OntarioMD staff, located across Ontario, to optimize EMR and digital health use and realize quality improvements
- Provide in-depth, hands-on support for physicians' quality improvement goals through the EMR Practice Enhancement Program (EPEP)'s experienced Practice Enhancement Consultants
- Mentor physician practices with practical EMR tips from physician, nurse and clinic manager Peer Leaders who understand how physicians practice and share their expertise with the same EMR
- Manage EMR vendors and deliver a trusted EMR certification program that assesses and monitors EMR offerings for compliance with the Ontario EMR Specifications. OntarioMD certification provides assurance to physicians that their EMRs are providing clinical value and are facilitating the exchange of EMR data. Vendors know that OntarioMD understands clinicians and how to bring digital health tools into their practices.

## 4. OntarioMD Products and Services

OntarioMD products and services are provincial digital health assets for clinicians and centered around patients. Enabling the flow of patient information directly to OntarioMD-certified EMRs supports:

- Access to care, services and health information
- Enhances the efficiency of the health system
- Strengthens quality, effectiveness and accountability
- Stimulates innovation and growth

OntarioMD receives funding from the Ministry of Health and Long-Term Care (MOHLTC), with a mandate to support connectivity, interoperability, and integration of EMRs with the digital health delivery system more broadly and to work with clinicians to optimize the clinical value of their certified EMRs to provide enhanced care to their patients.



### CLIENT SERVICES AND ENGAGEMENT

OntarioMD staff work closely with physician practices to address their needs and enable them to enhance clinical value through technology. They assist practices to successfully navigate enrolment, onboarding and deployment processes, including completing subscription agreements for products such as Health Report Manager (HRM). They work with EMR vendors when necessary to facilitate connectivity, educate on functionality and to advocate when issues arise; all to ensure optimized use of the EMR and enhance the quality of care for patients.

With partner LHINs, OntarioMD staff work to ensure the efficient delivery of products and services by working locally to provide change management services to integrate physician practices with new digital health solutions. Physicians and their staff are supported through the EMR Practice Enhancement Program (EPEP) to develop step-by-step advice and plans, tools and techniques based on the specific needs of patients and the practice all designed to optimize use of the EMR and other digital health tools. This knowledge and expertise lead to improvements in practice efficiency and a better experience for patients and practice staff.

Some of the top examples of how OntarioMD staff have helped practices include change management strategies for improving:

- Data standardization, quality and integrity
- Preventive care
- Internal workflow processes to enhance the patient experience

In addition, OntarioMD staff share their experience in using EMRs and other digital health tools to:

- Manage chronic diseases for their patient roster
- Eliminate appointment backlogs
- Manage documents within the patient record
- Conduct effective queries, and much more.

Physician practices can request a meeting with OntarioMD staff by contacting [support@ontariomd.com](mailto:support@ontariomd.com).



## EMR PRACTICE ENHANCEMENT PROGRAM

The EMR Practice Enhancement Program (EPEP) is a provincial change management service designed to help physicians enhance their EMR skills and efficiency to improve clinical and practice outcomes. No matter the current level of EMR skill, EPEP offers a current state analysis of EMR use, practice workflow and data quality to help physicians move beyond data capture and use information to improve patient care and practice efficiency to the physician’s desired level of EMR maturity.

EPEP is based on OntarioMD’s [EMR Maturity Model](#), an evidence-based framework for measuring, understanding and enhancing EMR use. The program provides in-depth, hands-on support from expert EMR users to help physicians create a plan, enriched with quality improvement methodology, that reflects unique practice priorities, leading to improved workflow, efficiency and patient care.

To get started with EPEP, physicians are encouraged to complete an [EMR Progress Assessment \(EPA\)](#), which is designed to help physicians identify their current EMR skill level and areas in which they would like to improve. Email [epep@ontariomd.com](mailto:epep@ontariomd.com) for more information or to request a consultation.



## PEER LEADER PROGRAM

OntarioMD’s Peer Leader Program is a provincial network of physicians, nurses and clinic managers who are expert users of OntarioMD-certified EMRs. They coach physician practices to realize increasing clinical value from their EMRs.

Peer Leaders provide consulting services to physician practices that can lead to more efficient EMR use and workflow, optimization of existing EMR functions and access to additional ones, improved clinical decision support, and much more. They also provide guidance to OntarioMD on physician practice perspectives and priorities with regards to the development of innovation and enhancements to

current OntarioMD programs. Peer Leaders are highly skilled thinkers in advanced EMR and digital health use, moving health system policy to practice, and quality improvement.

Contact [peer.leader.program@ontariomd.com](mailto:peer.leader.program@ontariomd.com) to request a Peer Leader. Peer Leaders are also available for consultation at OntarioMD's EMR: Every Step Conferences, our 'On the Road with OntarioMD' educational seminars, and other regional events.



Health Report Manager (HRM) is an award-winning digital health solution developed by OntarioMD. It improves communication among health care providers by enabling physician practices using an OntarioMD-certified electronic medical record (EMR) to securely receive patient reports electronically from hospitals and other health care facilities directly into their EMRs. By eliminating paper reports, HRM makes report delivery safer and more secure while saving time and money for both hospitals and specialty facilities that send reports as well as the physician practices that receive them.

More than 9,500 physicians in the 14 LHINs across Ontario are now receiving reports from hundreds of hospitals, as well as eNotifications, Ontario Telemedicine Network tele-homecare reports, and reports from the Centre for Mental Health and Addictions (CAMH). Physician practices are benefitting from the security, scalability, ease, and speed of HRM report delivery to follow up with their patients and continue appropriate treatment. OntarioMD staff have worked with thousands of physicians to incorporate HRM into their workflow to better inform clinical decisions that result in better patient outcomes and more efficient practices.

OntarioMD is leading the expansion and continuous enhancement of HRM across the province in collaboration with the LHINs and other delivery partners. To sign up for HRM, email [support@ontariomd.com](mailto:support@ontariomd.com).



eNotifications are sent through HRM to alert physicians and their practices in real time when a patient has been discharged from an emergency department or admitted or discharged from an in-patient unit. Physicians receive them much sooner than discharge summaries, which take longer for hospitals to prepare and transmit. Thanks to their timeliness, eNotifications improve care coordination between hospitals and family physicians, especially with respect to hospital visits of complex care patients and support Health Links. [Recent research by the Canadian Medical Association](#) found that follow up within seven days for patients who received emergency department care for heart failure was associated with lower rates of death and admissions to hospital. eNotifications enable faster and safer follow-up treatment, and potentially reducing hospital readmissions. Physicians already connected to HRM will



automatically receive eNotifications. Once they do, OntarioMD staff can assist clinicians to understand how eNotifications fit into their workflows. eNotifications have been recognized by Accreditation Canada as a Leading Practice for communication and patient safety.

OntarioMD is leading the expansion of eNotifications to primary care across the province and works collaboratively with Health Shared Services Ontario and LHINs towards enabling hospitals to send eNotifications. For more information on using eNotifications, email [support@ontariomd.com](mailto:support@ontariomd.com).

## EMR CERTIFICATION PROGRAM

OntarioMD is Ontario's EMR certification body and manages the EMR Certification Program. The EMR Certification Program is the only current mechanism in Ontario through which to translate Ministry priorities, manage EMR vendors and drive EMR use by physicians. OntarioMD has well over 10 years of experience working with EMR vendors and their products and vendors value OntarioMD's understanding of clinician practices and their experience in delivering digital health tools integrated with EMRs.

Certified EMRs are a mandatory requirement for physician practices to access provincial digital health applications such as HRM, eNotifications and OLIS. More than 15,000 physicians and over 1,000 nurse practitioners use OntarioMD-certified EMR products. The EMR Certification Program continuously evolves certified EMRs, taking into account clinicians' needs and the future of digital health in Ontario and the rest of Canada. It also helps physician practices leverage new EMR functionality that leads to their optimized use of a certified EMR.

OntarioMD has moved to open certification, which allows new vendors to apply for certification at any time and enables OntarioMD to respond more quickly to evolving system needs. For more information, email [emr@ontariomd.com](mailto:emr@ontariomd.com).

## OLIS DEPLOYMENT

OntarioMD is leading the deployment of OLIS to physician practices on behalf of eHealth Ontario. OLIS is a system that connects hospitals, community laboratories, public health laboratories and practitioners to facilitate the secure electronic exchange of laboratory test orders and results. Clinicians using an OntarioMD-certified EMR can access the latest lab results for their patients or perform patient queries. To sign up for OLIS, email [support@ontariomd.com](mailto:support@ontariomd.com).



## PRIVACY TRAINING AND RESOURCES

OntarioMD provides privacy, security and legal expertise to physician practices to educate them about their role and responsibilities as Health Information Custodians under the *Personal Health Information Protection Act* (PHIPA). Privacy and security tools and resources are available to all physicians and are regularly updated to address emerging technology or new cyberthreats. OntarioMD offers a comprehensive online Privacy and Security Training Module to support community-based physicians' access to provincial digital health assets. The module covers topics such as safeguarding PHI and other confidential data from breaches, and how to comply with obligations under PHIPA. Completion of the module is a prerequisite for enrolment into the ConnectingOntario ClinicalViewer and other digital health programs.

The OntarioMD Privacy and Security Training Module was developed with input from the College of Physicians and Surgeons of Ontario (CPSO), the Canadian Medical Protective Association (CMPA), the Ontario Medical Association (OMA) and eHealth Ontario. It has been certified as a Self-Learning Program by the College of Family Physicians of Canada for two MainPro+ credits.

The OntarioMD Privacy and Security Training Module is available at OntarioMD.ca, and can be accessed from any device that connects to the Internet. Physicians and their staff must be registered users of OntarioMD.ca to access the training and can log in with their email and password. In addition to the online training, OntarioMD.ca offers supplementary resources that all health care professionals can download for reference.



## EMR: EVERY STEP CONFERENCE

The EMR: Every Step Conference is OntarioMD's flagship event and Canada's largest EMR conference series. It is focused on educating physician practices on realizing the full benefits of a certified EMR and other digital health tools.

Two conferences are held each year in locations across Ontario. The conferences attract more than 1,000 clinicians each year. Clinicians pick up valuable EMR optimization tips, hear about the latest digital health innovations for primary care, and gain quality improvement advice at educational sessions offered across different streams of learning. The conferences provide up to 7.5 Mainpro+ credits for family physicians and the credits are transferrable for specialists. Content for the Toronto conference is developed from abstracts submitted by physicians and their staff as well as stakeholders. To learn more, [visit ontariomd.ca](http://visit.ontariomd.ca) or contact [omd.events@ontariomd.com](mailto:omd.events@ontariomd.com).

## 5. Proof of Concepts 2018



### eCONSULT DEPLOYMENT AND EMR INTEGRATION

OntarioMD continues to deploy eConsult to physician practices and expand eConsult EMR Integration in collaboration with the Ontario eConsult Centre of Excellence, eHealth Ontario and OTN to more users of Accuro® EMR and OSCAR. The eConsult EMR Integration complements physician workflow when using eConsult and promotes increased adoption by EMR users. The initiative aligns with the provincial architectural blueprint to integrate EMRs with provincial digital health assets.

The learnings from the first phase of the initiative were incorporated into a draft specification for eConsult EMR Integration which OntarioMD has published for all EMR vendors on OntarioMD.ca. An updated EMR specification (that includes new blended requirements) will be available for all certified EMR vendors in March 2019.



### EMR QUALITY DASHBOARD

OntarioMD is leading an initiative that is demonstrating continuous quality improvement in the clinical value of EMRs through an EMR Quality Dashboard. The Dashboard provides a framework for real-time access to an introductory set of high-value provincial indicators from Health Quality Ontario (HQO), the Canadian Institute for Health Information (CIHI) and the Association of Family Health Teams of Ontario (AFHTO), along with indicators to improve management of physician practices. An example of an indicator is the percentage of eligible patients within a roster who have been screened for colorectal cancer. Physicians will see this indicator and other population health indicators at a glance and can develop action plans for proactive patient care.

OntarioMD worked with TELUS Health and OSCAR EMR and over 100 physicians on Phase 1 of the EMR Quality Dashboard Proof of Concept. The [Phase 1 Benefits Evaluation, Final Report](#), a [summary of key findings and next steps](#), and [frequently asked questions](#) have been published on OntarioMD.ca.

Phase 2 of the initiative launched in October 2017 and will run to March 2019. It will expand the number of indicators in the Dashboard from 27 to 30 and will increase participation by up to 400 additional physicians to further demonstrate the framework's value. During Phase 2, we will:

- further identify and refine dashboard indicators,
- deploy to more physicians across all LHINs, and
- define a business plan for a provincial EMR Quality Dashboard solution.

For more information on OntarioMD's EMR Quality Dashboard initiative, email [EMRdashboard@ontariomd.com](mailto:EMRdashboard@ontariomd.com).

## 6. Tables by Vendor and LHIN View

**Table 1: Family Physicians, Specialists and Nurse Practitioners by OntarioMD-Certified EMR Offering per Product / Service**

EMR Vendor with a Certified EMR Offering	Physicians Live on a Certified EMR				HRM				eNotifications	Physicians Connected to OLIS <sup>1</sup>
	FP*	SP**	Unknown	Total	FP	SP	NP	Live		
ABELSoft Corporation	230	257	15	502	76	78	1	155	95	371
Alpha Healthcare Inc.	50	19	2	71	35	10		45	42	60
AwareMD	1	21		22	1	21		22	4	
Canada Health Systems Inc.	323	111	15	449	177	49	1	227	203	306
Indivica Inc.	541	109	11	661	417	76	3	496	461	315
OSCAR EMR	1,324	659	17	2,000	730	277	18	1,025	918	990
P&P Data Systems Inc.	440	86	5	531	153	13	7	173	155	285
QHR Technologies Inc.	2,054	1,707	177	3,938	1,210	855	129	2,194	1,463	3,546
TELUS	5,774	1,291	146	7,211	3,921	566	522	5,009	4,360	6,152
YES Medical System	10	43	6	59	3	17		20	12	53
York-Med Systems Inc.	28	67	2	97	12	21		33	23	78
<b>Total</b>	<b>10,775</b>	<b>4,370</b>	<b>396</b>	<b>15,541<sup>2</sup></b>	<b>6,735</b>	<b>1,983</b>	<b>681</b>	<b>9,399</b>	<b>7,736</b>	<b>12,156</b>

<sup>1</sup> Source: eHealth Ontario

<sup>2</sup> Numbers reflect the actual number of physicians, not funding positions.

\* FP = Community-based Family Physicians

\*\* SP = Community-based Specialists

**Table 2: Product Penetration by Community-Based Family Physicians and Specialists by LHIN**

LHIN	No. of Physicians participating in provincial product / service <sup>1</sup>					Estimated number of FP and SP <sup>3</sup>			FP Penetration
	FP	SP	Unknown	Total	Change <sup>2</sup>	FP	SP <sup>5</sup>	Total	%
1. Erie St. Clair	376	189	15	580	9	479	490	969	78%
2. South West	832	271	15	1,118	29	911	1,270	2,181	91%
3. Waterloo Wellington	581	222	16	819	3	701	585	1,286	83%
4. Hamilton Niagara	989	487	20	1,496	15	1,183	1,822	3,005	84%
5. Central West	518	238	17	773	1	682	537	1,219	76%
6. Mississauga Halton	879	325	24	1,228	28	1,111	1,023	2,134	79%
7. Toronto Central	1,435	797	34	2,266	38	1,789	4,010	5,799	80%
8. Central	1,297	635	36	1,968	23	1,683	1,649	3,332	77%
9. Central East	1,057	448	24	1,529	29	1,225	1,147	2,372	86%
10. South East	498	87	12	597	8	544	674	1,218	92%
11. Champlain	1,394	479	25	1,898	29	1,612	2,000	3,612	86%
12. North Simcoe Muskoka	407	132	9	548	0	453	360	813	90%
13. North East	440	96	11	547	9	605	454	1,059	73%
14. North West	202	77	3	282	-1	312	216	528	65%
<b>Total</b>	<b>10,922</b>	<b>4,487</b>	<b>397</b>	<b>15,806<sup>4</sup></b>	<b>218</b>	<b>13,290</b>	<b>16,237</b>	<b>29,527</b>	<b>82%</b>

<sup>1</sup> Includes physicians participating in the EMR Adoption Program, HRM and OLIS

<sup>2</sup> Number reflects physicians who may have withdrawn or moved LHIN boundaries during the reporting period, and where LHIN information was unavailable from the data source.

<sup>3</sup> Source: OPHRDC (Ontario Physician Human Resource Data Centre) 2018 – please note that the total number of FPs and SPs reflects an increase of 891 physicians to the 2017 OPHRDC data point.

<sup>4</sup> Includes physicians where LHIN information was unavailable. Numbers reflect the actual number of physicians, not funding positions.

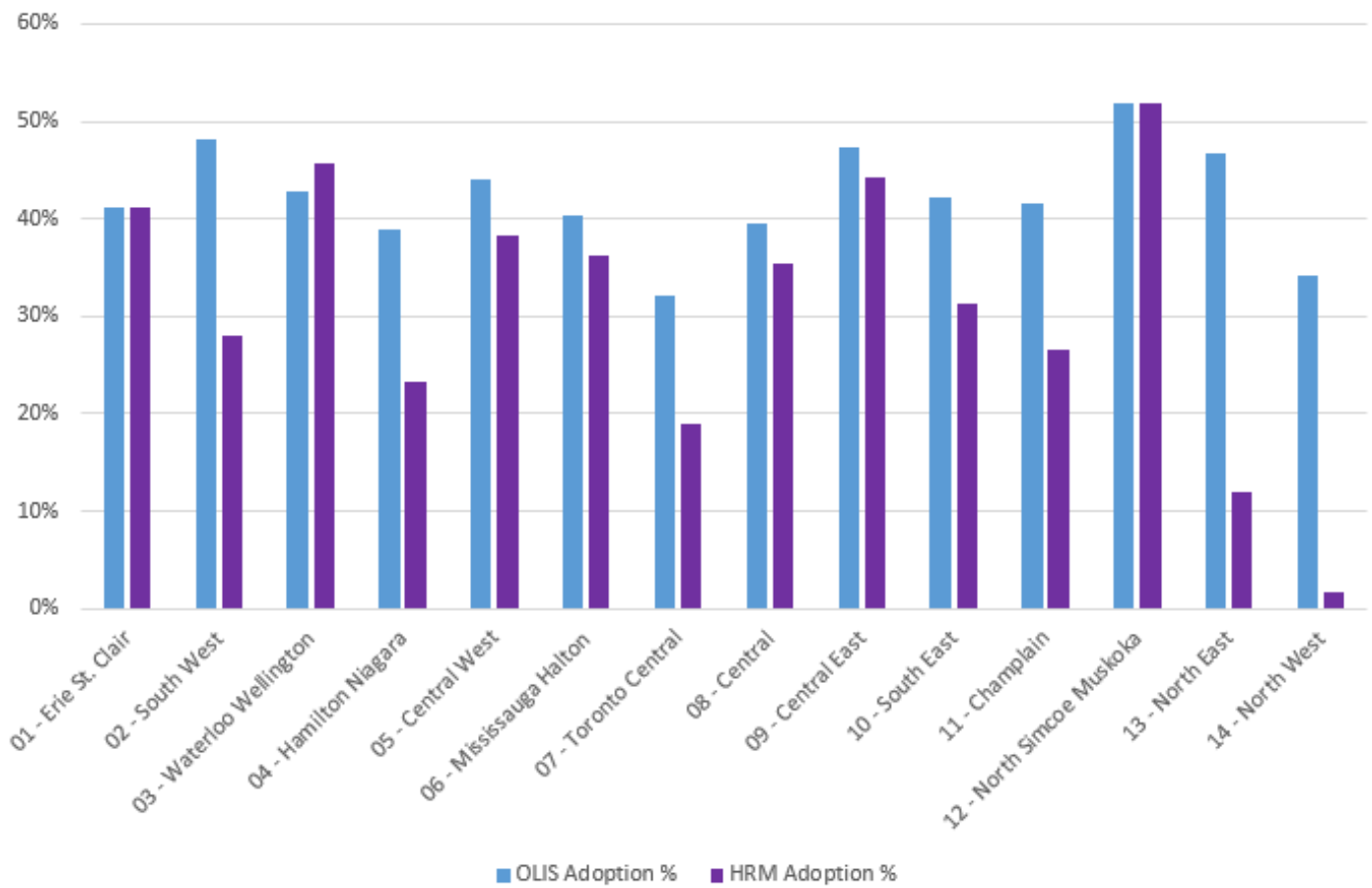
<sup>5</sup> Includes community and hospital-based specialists

**Table 3: HRM Product Penetration by Community-Based Family Physicians, Specialists and Nurse Practitioners by LHIN**

LHIN	Clinicians LIVE on HRM					Physicians Using eNotifications
	FP	SP	NP	Total	Change <sup>1</sup>	Total
1. Erie St. Clair	305	93	95	493	30	378
2. South West	529	81	75	685	50	546
3. Waterloo Wellington	464	123	69	656	7	523
4. Hamilton Niagara	538	162	10	710	28	628
5. Central West	331	137	16	484	13	384
6. Mississauga Halton	597	176	26	799	28	655
7. Toronto Central	798	301	40	1,139	27	1,006
8. Central	858	325	24	1,207	47	992
9. Central East	787	262	84	1,133	41	873
10. South East	355	26	82	463	13	398
11. Champlain	744	214	58	1,016	14	881
12. North Simcoe Muskoka	340	81	87	508	13	364
13. North East	119	8	26	153	14	128
14. North West	7	2		9	9	18
<b>Total</b>	<b>6,773</b>	<b>1,991</b>	<b>692</b>	<b>9,456</b>	<b>335</b>	<b>8,009</b>

<sup>1</sup>Number reflects clinicians who may have withdrawn or moved LHIN boundaries during the reporting period, and where LHIN information was unavailable from the data source.

## Provincial Product/Service Penetration by LHIN





**Table 4: eConsult Product Penetration by Physicians and Nurse Practitioners by LHIN**

LHIN	Physicians and NPs on eConsult
	Total <sup>1</sup>
1. Erie St. Clair	293
2. South West	617
3. Waterloo Wellington	449
4. Hamilton Niagara	680
5. Central West	212
6. Mississauga Halton	486 <sup>2</sup>
7. Toronto Central	1,167
8. Central	540
9. Central East	458
10. South East	475 <sup>3</sup>
11. Champlain	1,565 <sup>4</sup>
12. North Simcoe Muskoka	397
13. North East	642
14. North West	307
<b>Total</b>	<b>8,475<sup>5</sup></b>

<sup>1</sup> Provisioned (live) Physicians and NPs

<sup>2</sup> Includes physicians and NPs using eConsult BASE™ and OTN eConsult in Mississauga Halton LHIN

<sup>3</sup> Includes physicians and Nurse Practitioners using OTN BASE eConsult (SEAMO Pilot) and OTN eConsult in South East LHIN

<sup>4</sup> Includes physicians and Nurse Practitioners using eConsult and OTN eConsult in Champlain LHIN.

<sup>5</sup> Includes clinicians where LHIN information was unavailable.

**Table 5: EMR Quality Dashboard Phase 2 Physician Participation by LHIN**

LHIN	Reach Out	Onboarded	Deployed	Training Completed
1. Erie St. Clair	35	18	18	14
2. South West	80	32	32	32
3. Waterloo Wellington	62	32	32	29
4. Hamilton Niagara	91	60	59	50
5. Central West	72	21	21	14
6. Mississauga Halton	76	38	38	35
7. Toronto Central	58	42	42	40
8. Central	57	39	39	39
9. Central East	88	49	41	38
10. South East	65	17	17	14
11. Champlain	161	54	53	48
12. North Simcoe Muskoka	50	13	13	10
13. North East	51	9	8	8
14. North West	69	17	17	9
<b>Total</b>	<b>1,015</b>	<b>441</b>	<b>430</b>	<b>380</b>

**Table 6: OntarioMD Privacy & Security Training Completed by LHIN**

LHIN	Privacy Training Completion by Role (as of December 31, 2018)		Total
	Physician	Sponsored User	
1. Erie St. Clair	2	0	2
2. South West	10	5	15
3. Waterloo Wellington	11	99	110
4. Hamilton Niagara	23	2	25
5. Central West	11	11	22
6. Mississauga Halton	30	56	86
7. Toronto Central	141	58	199
8. Central	38	51	89
9. Central East	33	21	54
10. South East	16	5	21
11. Champlain	44	19	63
12. North Simcoe Muskoka	9	2	11
13. North East	30	62	92
14. North West	7	33	40
<b>Total</b>	<b>405</b>	<b>424</b>	<b>829</b>

**Table 7: ONE ID Product Penetration by Physicians and Nurses by LHIN**

LHIN	Clinicians with ONE ID			
	Physicians	Nurses	Total <sup>1</sup>	Physician Penetration %
1. Erie St. Clair	496	395	891	51%
2. South West	913	525	1,438	42%
3. Waterloo Wellington	665	353	1,018	52%
4. Hamilton Niagara	1,345	746	2,091	45%
5. Central West	596	241	837	49%
6. Mississauga Halton	1,007	918	1,925	47%
7. Toronto Central	4,406	1,035	5,441	76%
8. Central	1,607	626	2,233	48%
9. Central East	1,276	1,376	2,652	54%
10. South East	648	415	1,063	53%
11. Champlain	1,312	868	2,180	36%
12. North Simcoe Muskoka	572	382	954	70%
13. North East	661	779	1,440	62%
14. North West	329	346	675	62%
<b>Total</b>	<b>17,680</b>	<b>14,665</b>	<b>32,345<sup>2</sup></b>	<b>60%</b>

<sup>1</sup>Source: eHealth Ontario & OntarioMD

<sup>2</sup>Includes clinicians where LHIN information was unavailable.

## 7. Appendices

### Definitions:

**LHIN Penetration:** The % of eligible physicians or hospitals using provincial product/service; the % penetration for all LHINs is based on the denominator of 28,636 eligible physicians across all LHINs.

**Ontario Average:** Average % of eligible physicians or hospitals using product across all LHINs;

### 1.1 Appendix A: LHIN 1 – Erie St. Clair

LHIN 1 - Provincial Product/Service % Penetration		
Product	LHIN 1 Penetration <sup>1</sup>	Change
eNotifications (Hospitals)*	78%	
HRM (Physicians)	41%	
HRM (Hospitals)	89%	
OLIS (Physicians)*	41%	

\*OntarioMD has re-counted eligible hospital sites for HRM and eNotifications to align with the Ministry of Health and Long-Term Care's (MoHLTC) Eligible Hospital Sites. Details of additional sites and their effect on penetration rates were provided in the April 2018 LHIN Report.

LHIN 1 – Physicians by Vendor/OntarioMD Service						
EMR Vendor	Physicians Live on Certified EMR <sup>2</sup>				HRM	OLIS* Access Through EMR
	GP	SP	Unknown	Total		
ABELSoft Corporation	10	13	5	28	10	19
Alpha Healthcare Inc.	4	1		5	4	5
AwareMD						
Canada Health Systems Inc.	8	2		10	7	4
Indivica Inc.	1	1		2	1	2
OSCAR EMR	20	13		33	14	14
P&P Data Systems Inc.	2	3		5	3	2
QHR Technologies Inc.	123	100	8	231	152	164
TELUS	203	37	2	242	188	173
YES Medical System	2	6		8	5	8
York-Med Systems Inc.	1	9		10	8	6
<b>Total</b>	<b>374</b>	<b>185</b>	<b>15</b>	<b>574</b>	<b>392</b>	<b>397</b>

\*Source: eHealth Ontario

<sup>1</sup> HRM Penetration is based on Live Physicians, not Enrolled Physicians.

<sup>2</sup> Numbers have been updated to reflect the actual number of physicians, not funding positions.

LHIN 1 - Physicians by OntarioMD-Certified Vendor/Sub-Region <sup>1 2</sup>						
OntarioMD Certified Vendor	Chatham City Centre	Essex South Shore	Lambton	Rural Kent	Tecumseh Lakeshore Amherstburg LaSalle	Windsor
ABELSoft Corporation	3	2	4		1	18
Alpha Healthcare Inc.						5
AwareMD						
Canada Health Systems Inc.						10
Indivica Inc.		1				1
OSCAR EMR	3		13		1	16
P&P Data Systems Inc.					2	3
QHR Technologies Inc.	37	29	36	15	21	90
TELUS	35	5	56		26	118
YES Medical System						8
York-Med Systems Inc.	6					4
<b>Total</b>	<b>84</b>	<b>37</b>	<b>109</b>	<b>15</b>	<b>51</b>	<b>273</b>

<sup>1</sup> Numbers have been updated to reflect the actual number of physicians, not funding positions.

<sup>2</sup> Please see Executive Notes for an explanation of slight discrepancies between LHIN and sub-region totals.

LHIN 1- Physicians by Sub-Region /Service			
Sub-Region	Physicians Live on Certified EMR <sup>1 2</sup>	HRM	OLIS* Access Through EMR
Chatham City Centre	84	61	63
Essex South Shore	37	28	36
Lambton	109	78	61
Rural Kent	15	13	22
Tecumseh Lakeshore Amherstburg LaSalle	51	41	29
Windsor	273	171	181
<b>Total</b>	<b>569</b>	<b>392</b>	<b>392</b>

\*Source: eHealth Ontario

<sup>1</sup> Numbers have been updated to reflect the actual number of physicians, not funding positions.

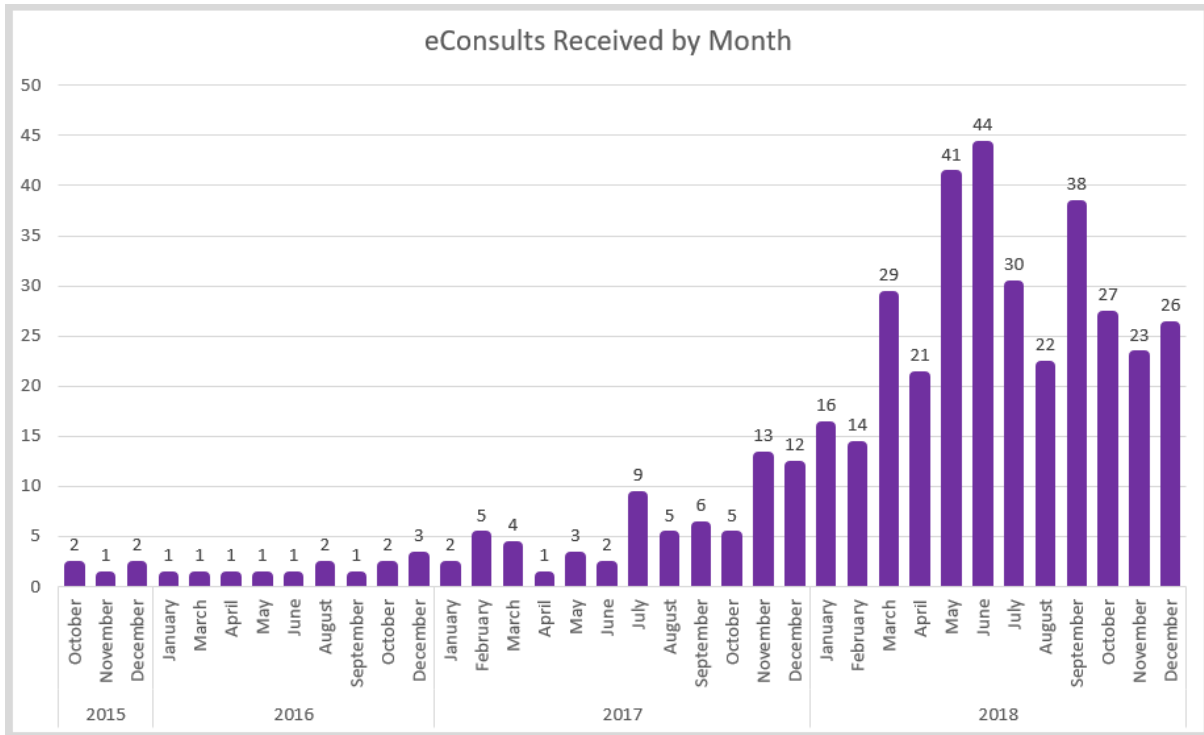
<sup>2</sup> Please see Executive Notes for an explanation of slight discrepancies between LHIN and sub-region totals.

<b>LHIN 1 - ONE ID Penetration by Sub-Region*</b>			
<b>Sub-Region**</b>	<b>Physicians</b>	<b>Nurses</b>	<b>Total</b>
Chatham City Centre	55	82	137
Essex South Shore	37	46	83
Lambton	97	159	256
Rural Kent	16		16
Tecumseh Lakeshore Amherstburg LaSalle	47	1	48
Windsor	233	101	334
<b>Total</b>	<b>485</b>	<b>389</b>	<b>874</b>

*\*Source: eHealth Ontario and OntarioMD*

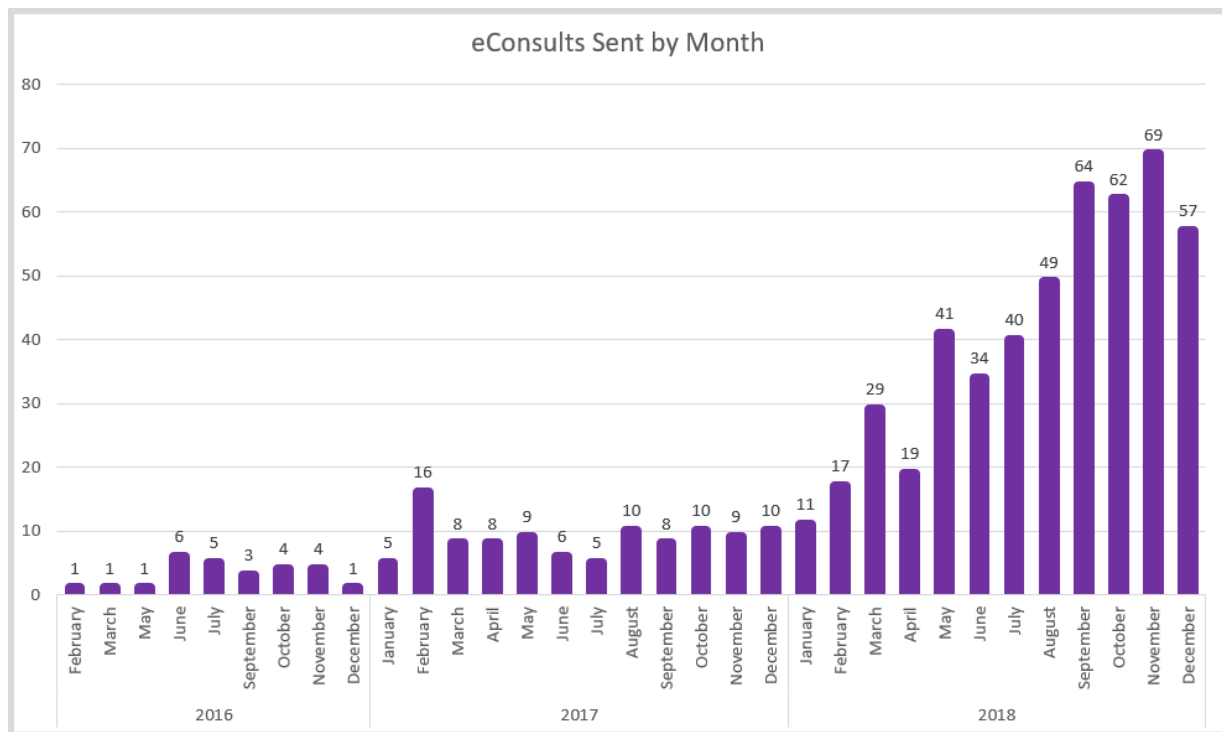
*\*\* Totals may be slightly lower than those for the LHIN due to not being able to map all the records to a sub-region.*

### Number of eConsults Received by LHIN 1 Specialists through the Ontario eConsult Program\*



\*Includes eConsults from Requesting Clinicians from inside and outside the LHIN

### Number of eConsults Sent by LHIN 1 Requesting Clinicians - Ontario eConsult Program\*\*



\*\*Includes eConsults sent to specialists inside and outside the LHIN

## 1.2 Appendix B: LHIN 2 – South West

LHIN 2 – Provincial Product/Service % Penetration		
Product	LHIN 2 Penetration <sup>1</sup>	Change
eNotifications (Hospitals)*	53%	
HRM (Physicians)	28%	
HRM (Hospitals)	100%	
OLIS (Physicians)*	48%	

\*OntarioMD has re-counted eligible hospital sites for HRM and eNotifications to align with the Ministry of Health Eligible Hospital Sites. Details of additional sites and their effect on penetration rates were provided in the April 2018 LHIN Report.

LHIN 2 – Physicians by Vendor/OntarioMD Service						
EMR Vendor	Physicians Live on Certified EMR <sup>2</sup>				HRM	OLIS* Access Through EMR
	GP	SP	Unknown	Total		
ABELSoft Corporation	13	6		19	2	21
Alpha Healthcare Inc.		3		3	3	2
AwareMD						
Canada Health Systems Inc.	5	4		9	1	10
Indivica Inc.						2
OSCAR EMR	42	27		69	27	39
P&P Data Systems Inc.	2	1		3		5
QHR Technologies Inc.	292	99	8	399	175	416
TELUS	473	116	7	596	398	531
YES Medical System		1		1		1
York-Med Systems Inc.	1	9		10	2	10
<b>Total</b>	<b>828</b>	<b>266</b>	<b>15</b>	<b>1,109</b>	<b>608</b>	<b>1,037</b>

\* Source: eHealth Ontario

<sup>1</sup> HRM Penetration is based on Live Physicians, not Enrolled Physicians.

<sup>2</sup> Numbers have been updated to reflect the actual number of physicians, not funding positions.



LHIN 2 - Physicians by OntarioMD-Certified Vendor/Sub-Region <sup>1 2</sup>					
OntarioMD Certified Vendor	Elgin	Grey Bruce	Huron Perth	London Middlesex	Oxford
ABELSoft Corporation	8	1	1	7	2
Alpha Healthcare Inc.				3	
AwareMD					
Canada Health Systems Inc.		3	3	2	1
Indivica Inc.					
OSCAR EMR	1	8	7	48	3
P&P Data Systems Inc.		1			
QHR Technologies Inc.	15	66	55	215	28
TELUS	48	113	100	266	58
YES Medical System				1	
York-Med Systems Inc.		1		9	
<b>Total</b>	<b>72</b>	<b>193</b>	<b>167</b>	<b>551</b>	<b>92</b>

<sup>1</sup> Numbers have been updated to reflect the actual number of physicians, not funding positions.

<sup>2</sup> Please see Executive Notes for an explanation of slight discrepancies between LHIN and sub-region totals.

LHIN 2 - Physicians by Sub-Region /Service			
Sub-Region	Physicians Live on Certified EMR <sup>1 2</sup>	HRM	OLIS* Access Through EMR
Elgin	72	42	67
Grey Bruce	193	127	175
Huron Perth	167	83	138
London Middlesex	551	262	539
Oxford	92	66	82
<b>Total</b>	<b>1,075</b>	<b>580</b>	<b>1,001</b>

\*Source: eHealth Ontario

<sup>1</sup> Numbers have been updated to reflect the actual number of physicians, not funding positions.

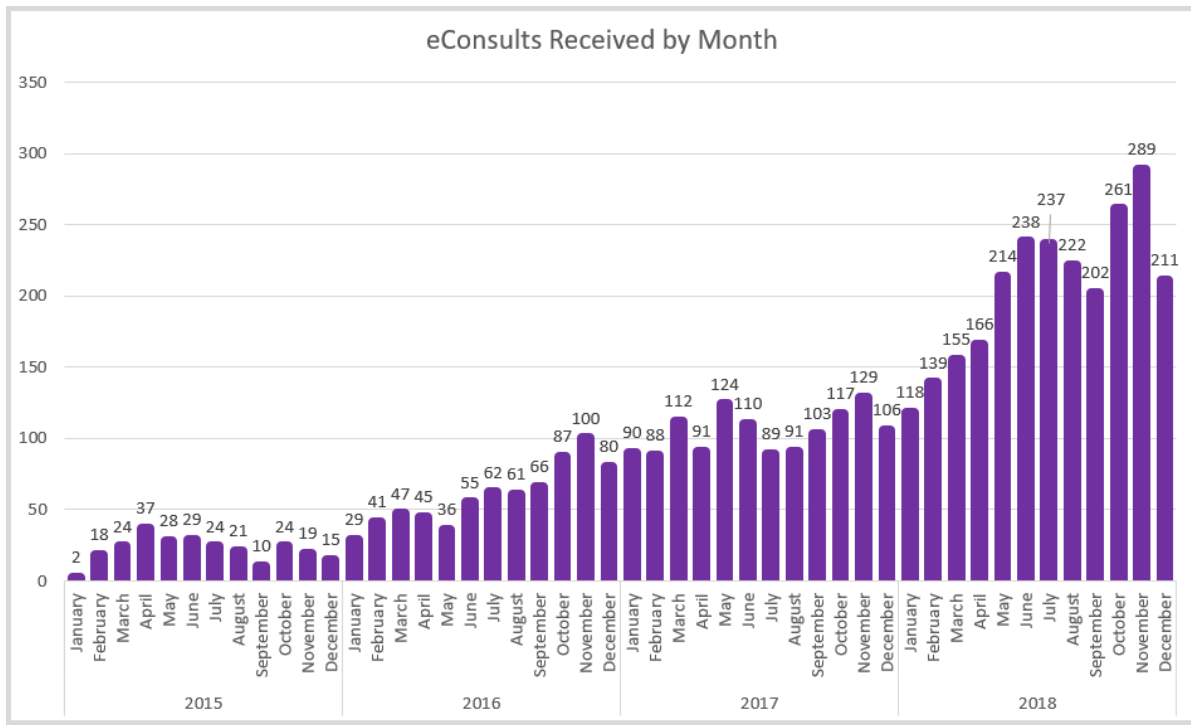
<sup>2</sup> Please see Executive Notes for an explanation of slight discrepancies between LHIN and sub-region totals.

<b>LHIN 2 - ONE ID Penetration by Sub-Region*</b>			
<b>Sub-Region**</b>	<b>Physicians</b>	<b>Nurses</b>	<b>Total</b>
Elgin	53	16	69
Grey Bruce	123	118	241
Huron Perth	108	98	206
London Middlesex	552	179	731
Oxford	62	27	89
<b>Total</b>	<b>899</b>	<b>438</b>	<b>1337</b>

*\*Source: eHealth Ontario and OntarioMD*

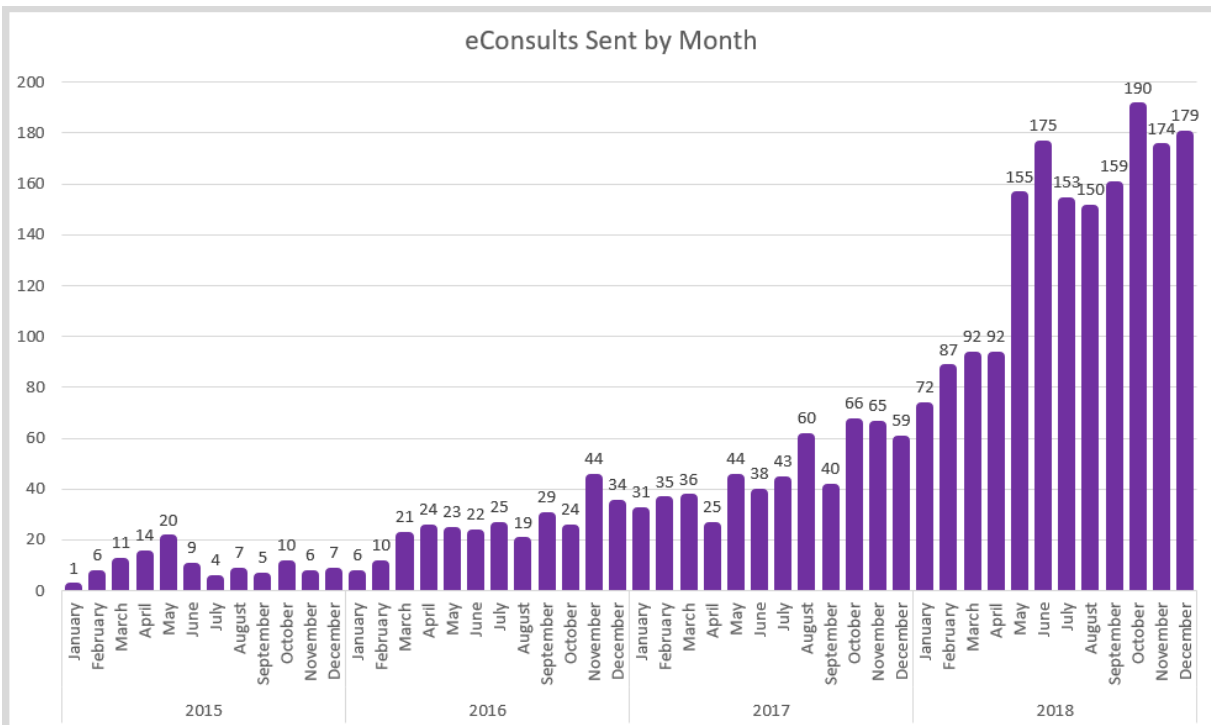
*\*\* Totals may be slightly lower than those for the LHIN due to not being able to map all the records to a sub-region.*

### Number of eConsults Received by LHIN 2 Specialists through the Ontario eConsult Program\*



\*Includes eConsults from Requesting Clinicians from inside and outside the LHIN

### Number of eConsults Sent by LHIN 2 Requesting Clinicians - Ontario eConsult Program\*\*



\*\*Includes eConsults sent to Specialists inside and outside the LHIN

### 1.3 Appendix C: LHIN 3 – Waterloo Wellington

LHIN 3 – Provincial Product/Service % Penetration		
Product	LHIN 3 Penetration <sup>1</sup>	Change
eNotifications (Hospitals)*	20%	10%
HRM (Physicians)	46%	1%
HRM (Hospitals)	100%	
OLIS (Physicians)*	43%	

\*OntarioMD has re-counted eligible hospital sites for HRM and eNotifications to align with the Ministry of Health Eligible Hospital Sites. Details of additional sites and their effect on penetration rates were provided in the April 2018 LHIN Report. For LHIN 3, Grand River- Freeport Site was added in May 2018.

LHIN 3 - Physicians by Vendor/OntarioMD Service						
EMR Vendor	Physicians Live on Certified EMR <sup>2</sup>				HRM	OLIS* Access Through EMR
	GP	SP	Unknown	Total		
ABELSoft Corporation	11	2		13	9	7
Alpha Healthcare Inc.	1	2		3	1	3
AwareMD						
Canada Health Systems Inc.	2	4		6	4	2
Indivica Inc.	1	9		10	8	7
OSCAR EMR	29	27		56	29	27
P&P Data Systems Inc.	29	2		31	7	3
QHR Technologies Inc.	25	93	2	120	71	57
TELUS	476	69	14	559	450	435
YES Medical System		4		4	2	4
York-Med Systems Inc.		6		6	1	4
<b>Total</b>	<b>574</b>	<b>218</b>	<b>16</b>	<b>808</b>	<b>582</b>	<b>549</b>

\* Source: eHealth Ontario

<sup>1</sup> HRM Penetration is based on Live Physicians, not Enrolled Physicians.

<sup>2</sup> Numbers have been updated to reflect the actual number of physicians, not funding positions

LHIN 3 - Physicians by OntarioMD-Certified Vendor/Sub-Region <sup>1 2</sup>				
OntarioMD Certified Vendor	Cambridge-North Dumfries	Guelph-Puslinch	Kitchener-Waterloo-Wellesley-Wilmot-Woolwich	Wellington
ABELSoft Corporation	3		10	
Alpha Healthcare Inc.	1		2	
AwareMD				
Canada Health Systems Inc.	3		3	
Indivica Inc.		2	8	
OSCAR EMR	26	12	17	
P&P Data Systems Inc.		9	22	
QHR Technologies Inc.	25	36	55	3
TELUS	83	135	268	72
YES Medical System	1		3	
York-Med Systems Inc.	1	2	3	
<b>Total</b>	<b>143</b>	<b>196</b>	<b>391</b>	<b>75</b>

<sup>1</sup> Numbers have been updated to reflect the actual number of physicians, not funding positions.

<sup>2</sup> Please see Executive Notes for an explanation of slight discrepancies between LHIN and sub-region totals.

LHIN 3 - Physicians by Sub-Region /Service			
Sub-Region	Physicians Live on Certified EMR <sup>1 2</sup>	HRM	OLIS* Access Through EMR
Cambridge-North Dumfries	143	102	79
Guelph-Puslinch	196	135	137
Kitchener-Waterloo-Wellesley-Wilmot-Woolwich	391	281	263
Wellington	75	63	70
<b>Total</b>	<b>805</b>	<b>581</b>	<b>549</b>

\*Source: eHealth Ontario

<sup>1</sup> Numbers have been updated to reflect the actual number of physicians, not funding positions.

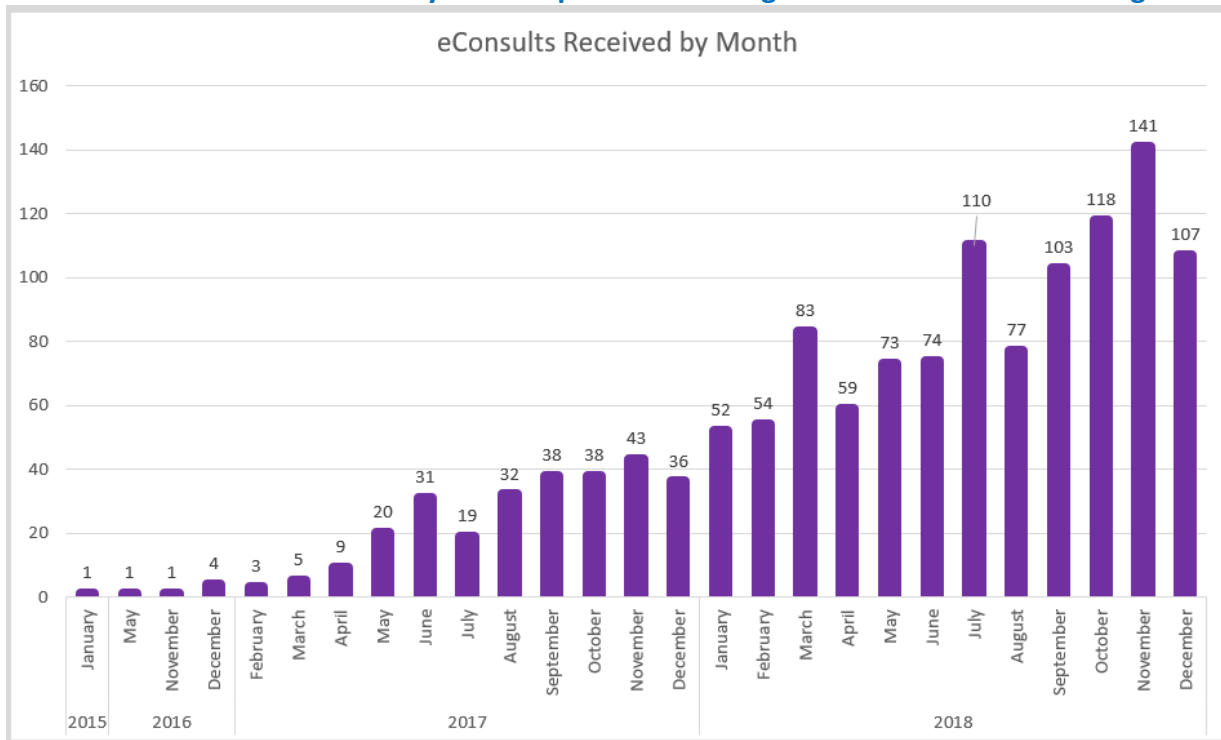
<sup>2</sup> Please see Executive Notes for an explanation of slight discrepancies between LHIN and sub-region totals.

<b>LHIN 3 - ONE ID Penetration by Sub-Region*</b>			
<b>Sub-Region**</b>	<b>Physicians</b>	<b>Nurses</b>	<b>Total</b>
Cambridge-North Dumfries	114	73	187
Guelph-Puslinch	154	11	165
Kitchener-Waterloo- Wellesley-Wilmot-Woolwich	321	70	391
Wellington	76	93	169
<b>Total</b>	<b>665</b>	<b>247</b>	<b>912</b>

*\*Source: eHealth Ontario and OntarioMD*

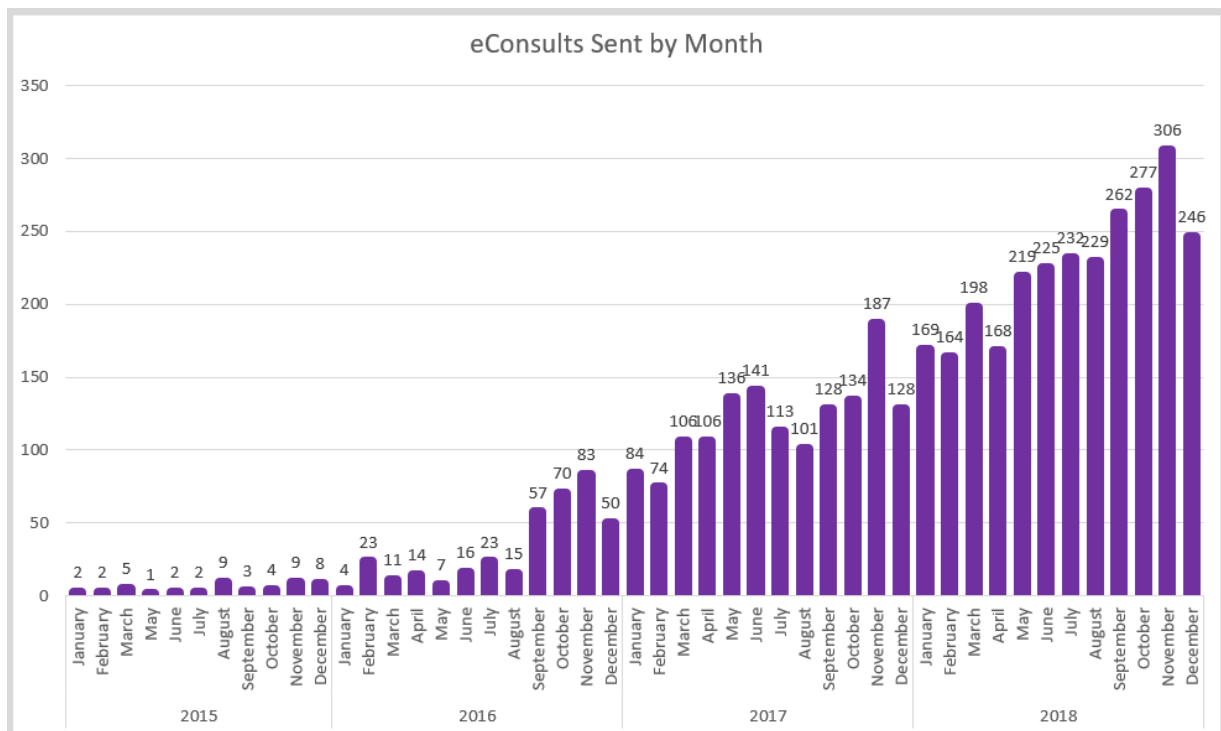
*\*\* Totals may be slightly lower than those for the LHIN due to not being able to map all the records to a sub-region.*

### Number of eConsults Received by LHIN 3 Specialists through the Ontario eConsult Program\*



\*Includes eConsults from Requesting Clinicians from inside and outside the LHIN

### Number of eConsults Sent by LHIN 3 Requesting Clinicians - Ontario eConsult Program\*\*



\*\*Includes eConsults sent to Specialists inside and outside the LHIN

## 1.4 Appendix D: LHIN 4 – Hamilton Niagara Haldimand Brant

LHIN 4 - Provincial Product/Service % Penetration		
Product	LHIN 4 Penetration <sup>1</sup>	Change
eNotifications (Hospitals)*	76%	
HRM (Physicians)	23%	
HRM (Hospitals)	100%	
OLIS (Physicians)*	39%	

\*OntarioMD has re-counted eligible hospital sites for HRM and eNotifications to align with the Ministry of Health Eligible Hospital Sites. Details of additional sites and their effect on penetration rates were provided in the April 2018 LHIN Report. For LHIN 4, Hamilton Health Sciences – Juravinski Cancer Centre, Hamilton Health Sciences – McMaster Children’s Hospital, Hamilton Health Sciences – Ron Joyce Children’s Health Centre and Hamilton Health Sciences – Regional Rehab Centre were added in May 2018.

LHIN 4 - Physicians by Vendor/OntarioMD Service						
EMR Vendor	Physicians Live on Certified EMR <sup>2</sup>				HRM	OLIS* Access Through EMR
	GP	SP	Unknown	Total		
ABELSoft Corporation	22	33	2	57	13	53
Alpha Healthcare Inc.	1	3	1	5		5
AwareMD						
Canada Health Systems Inc.	12	3	1	16	11	9
Indivica Inc.	12	14		26	15	10
OSCAR EMR	148	93	2	243	68	119
P&P Data Systems Inc.	30	11		41	14	33
QHR Technologies Inc.	145	203	3	351	146	319
TELUS	604	95	10	709	428	607
YES Medical System	1	1		2		2
York-Med Systems Inc.	1	15	1	17	5	15
<b>Total</b>	<b>976</b>	<b>471</b>	<b>20</b>	<b>1,467</b>	<b>700</b>	<b>1,172</b>

\* Source: eHealth Ontario

<sup>1</sup> HRM Penetration is based on Live Physicians, not Enrolled Physicians.

<sup>2</sup> Numbers have been updated to reflect the actual number of physicians, not funding positions.



LHIN 4 - Physicians by OntarioMD-Certified Vendor/Sub-Region <sup>1 2</sup>						
OntarioMD Certified Vendor	Brant	Burlington	Haldimand Norfolk	Hamilton	Niagara	Niagara North-West
ABELSoft Corporation	9	9	1	21	17	
Alpha Healthcare Inc.	2			1	2	
AwareMD						
Canada Health Systems Inc.			1	9	6	
Indivica Inc.		6		18	1	1
OSCAR EMR	7	21	16	158	32	8
P&P Data Systems Inc.	3			17	21	
QHR Technologies Inc.	36	56	10	139	107	1
TELUS	54	131	33	268	168	49
YES Medical System		1		1		
York-Med Systems Inc.			4	12	1	
<b>Total</b>	<b>111</b>	<b>224</b>	<b>65</b>	<b>644</b>	<b>355</b>	<b>59</b>

<sup>1</sup> Numbers have been updated to reflect the actual number of physicians, not funding positions.

<sup>2</sup> Please see Executive Notes for an explanation of slight discrepancies between LHIN and sub-region totals.

LHIN 4 - Physicians by Sub-Region /Service			
Sub-Region	Physicians Live on Certified EMR <sup>1 2</sup>	HRM	OLIS* Access Through EMR
Brant	111	48	88
Burlington	224	118	172
Haldimand Norfolk	65	40	47
Hamilton	644	272	529
Niagara	355	184	250
Niagara North-West	59	32	52
<b>Total</b>	<b>1,458</b>	<b>694</b>	<b>1,138</b>

\*Source: eHealth Ontario

<sup>1</sup> Numbers have been updated to reflect the actual number of physicians, not funding positions.

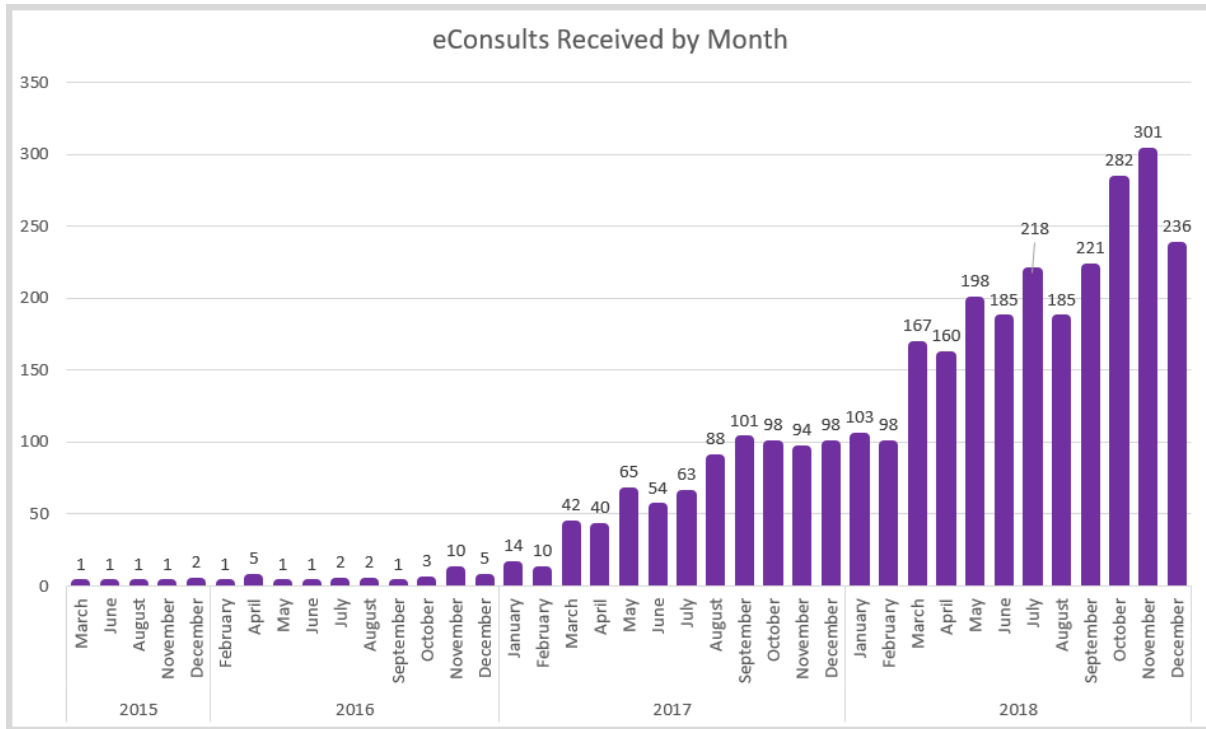
<sup>2</sup> Please see Executive Notes for an explanation of slight discrepancies between LHIN and sub-region totals.

<b>LHIN 4 – ONE ID Penetration by Sub-Region*</b>			
<b>Sub-Region**</b>	<b>Physicians</b>	<b>Nurses</b>	<b>Total</b>
Brant	91	50	141
Burlington	162	50	212
Haldimand Norfolk	55	66	121
Hamilton	712	323	1,035
Niagara	268	245	513
Niagara North-West	51	5	56
<b>Total</b>	<b>1,339</b>	<b>739</b>	<b>2,078</b>

*\*Source: eHealth Ontario and OntarioMD*

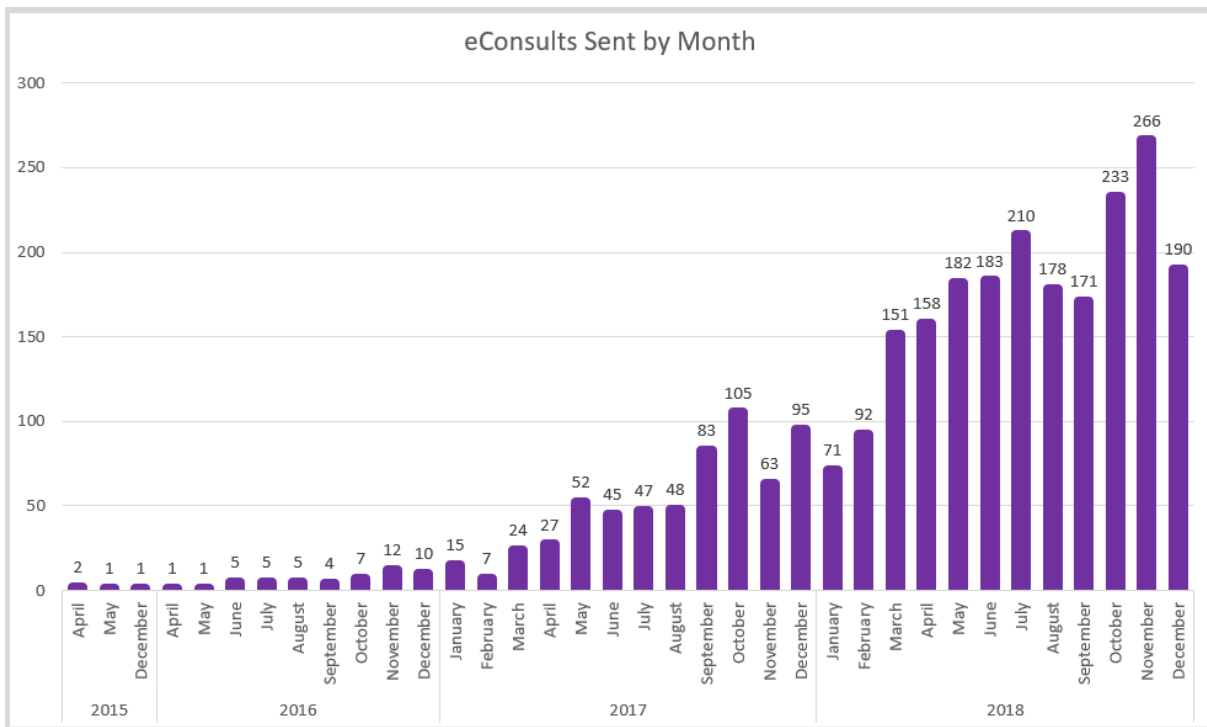
*\*\* Totals may be slightly lower than those for the LHIN due to not being able to map all the records to a sub-region.*

### Number of eConsults Received by LHIN 4 Specialists through the Ontario eConsult Program\*



\*Includes eConsults from Requesting Clinicians from inside and outside the LHIN

### Number of eConsults Sent by LHIN 4 Requesting Clinicians - Ontario eConsult Program\*\*



\*\*Includes eConsults sent to Specialists inside and outside the LHIN

## 1.5 Appendix E: LHIN 5 – Central West

LHIN 5 - Provincial Product/Service % Penetration		
Product	LHIN 5 Penetration <sup>1</sup>	Change
eNotifications (Hospitals)*	25%	
HRM (Physicians)	38%	
HRM (Hospitals)	100%	
OLIS (Physicians)*	44%	

\*OntarioMD has re-counted eligible hospital sites for HRM and eNotifications to align with the Ministry of Health Eligible Hospital Sites. There is no change in denominator for HRM and eNotifications sites for LHIN 5.

LHIN 5 - Physicians by Vendor/OntarioMD Service						
EMR Vendor	Physicians Live on Certified EMR <sup>2</sup>				HRM	OLIS* Access Through EMR
	GP	SP	Unknown	Total		
ABELSoft Corporation	11	10		21	8	11
Alpha Healthcare Inc.	6			6	2	4
AwareMD						
Canada Health Systems Inc.	33	16	3	52	23	35
Indivica Inc.	27	12	1	40	37	26
OSCAR EMR	140	66	2	208	129	73
P&P Data Systems Inc.	41	2	1	44	34	42
QHR Technologies Inc.	111	88	7	206	115	177
TELUS	142	41	2	185	117	166
YES Medical System	1		1	2		3
York-Med Systems Inc.		1		1		1
<b>Total</b>	<b>512</b>	<b>236</b>	<b>17</b>	<b>765</b>	<b>465</b>	<b>538</b>

\* Source: eHealth Ontario

<sup>1</sup> HRM Penetration is based on Live Physicians, not Enrolled Physicians.

<sup>2</sup> Numbers have been updated to reflect the actual number of physicians, not funding positions.

LHIN 5 - Physicians by OntarioMD-Certified Vendor/Sub-Region <sup>1 2</sup>					
OntarioMD Certified Vendor	Bolton-Caledon	Bramalea	Brampton	Dufferin	North Etobicoke Malton West Woodbridge
ABELSoft Corporation		5	13		3
Alpha Healthcare Inc.		3	2		1
AwareMD					
Canada Health Systems Inc.	1	27	8		14
Indivica Inc.		5	11		24
OSCAR EMR	2	54	112	5	28
P&P Data Systems Inc.		26	2		14
QHR Technologies Inc.	3	49	76	6	58
TELUS	12	39	26	50	49
YES Medical System			1		1
York-Med Systems Inc.					1
<b>Total</b>	<b>18</b>	<b>208</b>	<b>251</b>	<b>61</b>	<b>193</b>

<sup>1</sup> Numbers have been updated to reflect the actual number of physicians, not funding positions.

<sup>2</sup> Please see Executive Notes for an explanation of slight discrepancies between LHIN and sub-region totals.

LHIN 5 - Physicians by Sub-Region /Service			
Sub-Region	Physicians Live on Certified EMR <sup>1 2</sup>	HRM	OLIS* Access Through EMR
Bolton-Caledon	18	13	13
Bramalea	208	137	127
Brampton	251	137	156
Dufferin	61	43	61
North Etobicoke Malton West Woodbridge	193	118	147
<b>Total</b>	<b>731</b>	<b>448</b>	<b>504</b>

\*Source: eHealth Ontario

<sup>1</sup> Numbers have been updated to reflect the actual number of physicians, not funding positions.

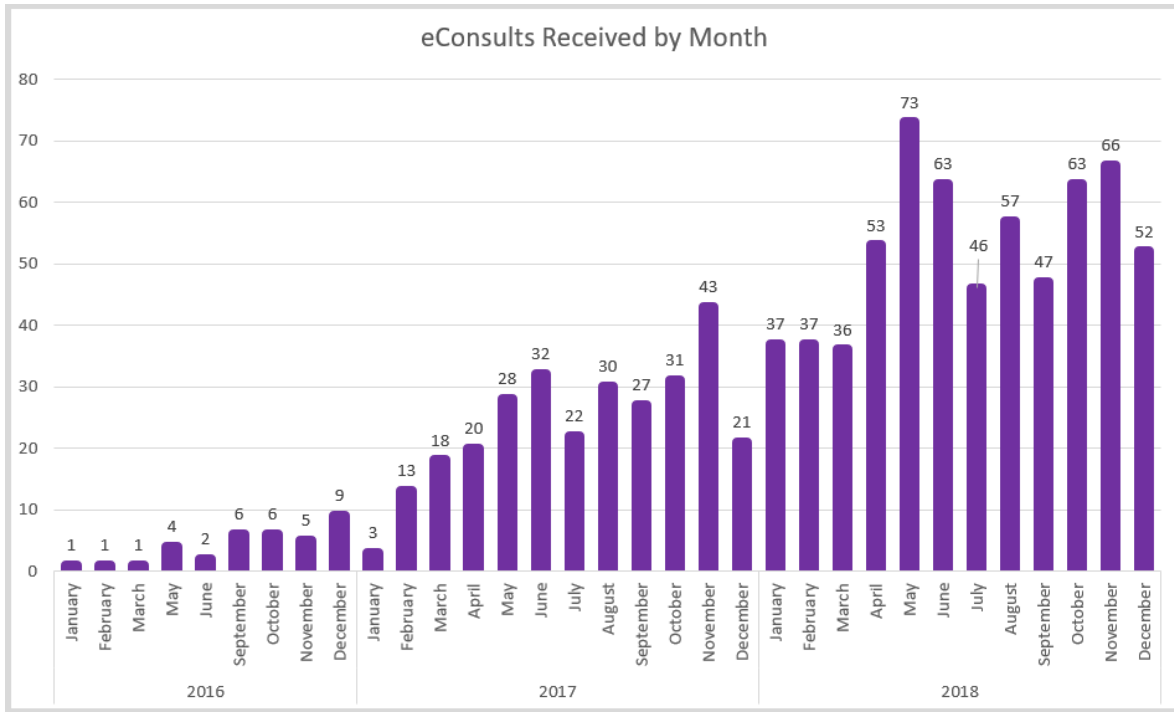
<sup>2</sup> Please see Executive Notes for an explanation of slight discrepancies between LHIN and sub-region totals.

<b>LHIN 5 – ONE ID Penetration by Sub-Region*</b>			
<b>Sub-Region**</b>	<b>Physicians</b>	<b>Nurses</b>	<b>Total</b>
Bolton-Caledon	24	4	28
Bramalea	184	10	194
Brampton	155	177	332
Dufferin	67	4	71
North Etobicoke Malton West Woodbridge	144		144
<b>Total</b>	<b>574</b>	<b>195</b>	<b>769</b>

*\*Source: eHealth Ontario and OntarioMD*

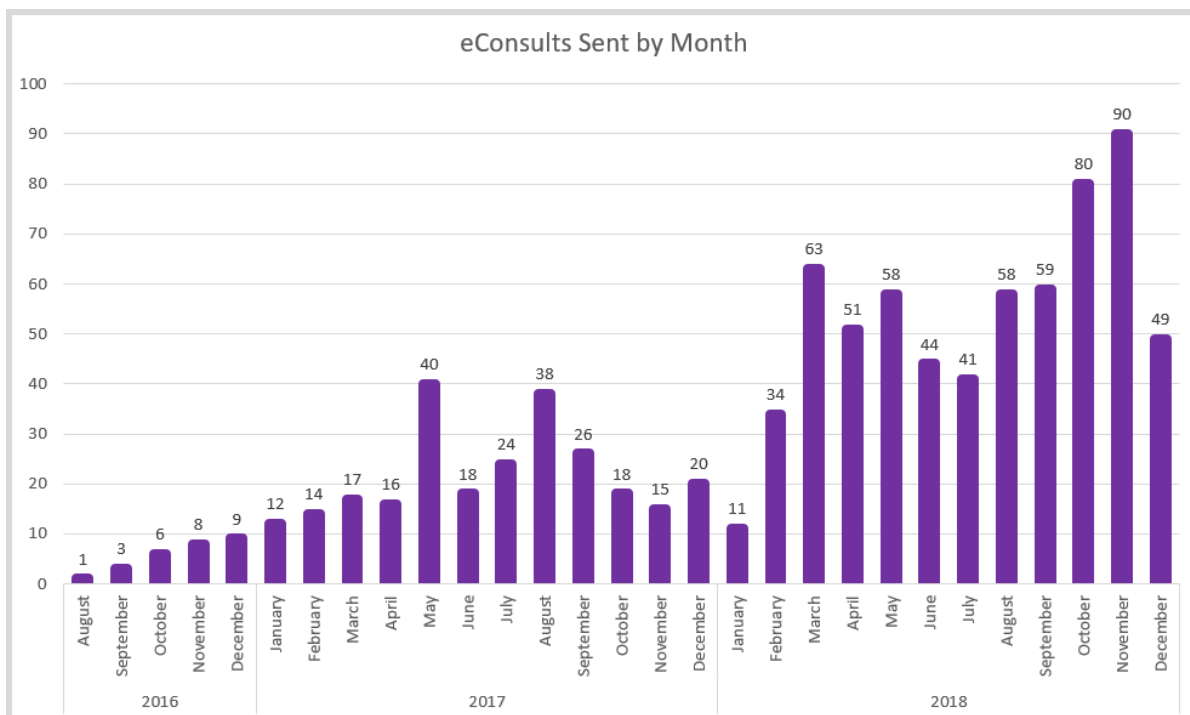
*\*\* Totals may be slightly lower than those for the LHIN due to not being able to map all the records to a sub-region.*

### Number of eConsults Received by LHIN 5 Specialists through the Ontario eConsult Program\*



\*Includes eConsults from Requesting Clinicians from inside and outside the LHIN

### Number of eConsults Sent by LHIN 5 Requesting Clinicians - Ontario eConsult Program\*\*



\*\*Includes eConsults sent to Specialists inside and outside the LHIN

## 1.6 Appendix F: LHIN 6 – Mississauga Halton

LHIN 6 - Provincial Product/Service % Penetration		
Product	LHIN 6 Penetration <sup>1</sup>	Change
eNotifications (Hospitals)*	0%	
HRM (Physicians)	36%	
HRM (Hospitals)	100%	
OLIS (Physicians)*	40%	

\*OntarioMD has re-counted eligible hospital sites for HRM and eNotifications to align with the Ministry of Health Eligible Hospital Sites. There is no change in denominator for HRM and eNotifications sites for LHIN 6.

LHIN 6 - Physicians by Vendor/OntarioMD Service						
EMR Vendor	Physicians Live on Certified EMR <sup>2</sup>				HRM	OLIS* Access Through EMR
	GP	SP	Unknown	Total		
ABELSoft Corporation	20	29	1	50	12	32
Alpha Healthcare Inc.	2	1	1	4	1	1
AwareMD		7		7	7	
Canada Health Systems Inc.	28	2		30	10	32
Indivica Inc.	31	3	1	35	30	11
OSCAR EMR	223	52	3	278	172	124
P&P Data Systems Inc.	8	6		14	4	11
QHR Technologies Inc.	189	106	11	306	197	277
TELUS	365	110	7	482	338	368
YES Medical System	3			3	1	3
York-Med Systems Inc.	1	3		4		4
<b>Total</b>	<b>870</b>	<b>319</b>	<b>24</b>	<b>1,213</b>	<b>772</b>	<b>863</b>

\* Source: eHealth Ontario

<sup>1</sup> HRM Penetration is based on Live Physicians, not to Enrolled Physicians.

<sup>2</sup> Numbers have been updated to reflect the actual number of physicians, not funding positions.



**LHIN 6 - Physicians by OntarioMD-Certified Vendor/Sub-Region<sup>1</sup>**

OntarioMD Certified Vendor	East Mississauga	Halton Hills	Milton	North West Mississauga	Oakville	South Etobicoke	South West Mississauga
ABELSoft Corporation	13		5	17	5	2	7
Alpha Healthcare Inc.	1	2			1		
AwareMD	7						
Canada Health Systems Inc.	10			2	7	5	4
Indivica Inc.	2			9	1	13	8
OSCAR EMR	90	8	22	47	42	9	44
P&P Data Systems Inc.	7	2		1	1	3	
QHR Technologies Inc.	104	12	37	55	59	16	11
TELUS	71	29	33	60	176	35	41
YES Medical System	3						
York-Med Systems Inc.					3	1	
<b>Total</b>	<b>308</b>	<b>53</b>	<b>97</b>	<b>191</b>	<b>295</b>	<b>84</b>	<b>115</b>

<sup>1</sup> Numbers have been updated to reflect the actual number of physicians, not funding positions.

<sup>2</sup> Please see Executive Notes for an explanation of slight discrepancies between LHIN and sub-region totals.

**LHIN 6 - Physicians by Sub-Region /Service**

Sub-Region	Physicians Live on Certified EMR <sup>1</sup>	HRM	OLIS* Access Through EMR
East Mississauga	308	194	207
Halton Hills	53	39	49
Milton	97	67	57
North West Mississauga	191	112	174
Oakville	295	200	189
South Etobicoke	84	64	60
South West Mississauga	115	69	58
<b>Total</b>	<b>1,143</b>	<b>745</b>	<b>794</b>

\*Source: eHealth Ontario

<sup>1</sup> Numbers have been updated to reflect the actual number of physicians, not funding positions.

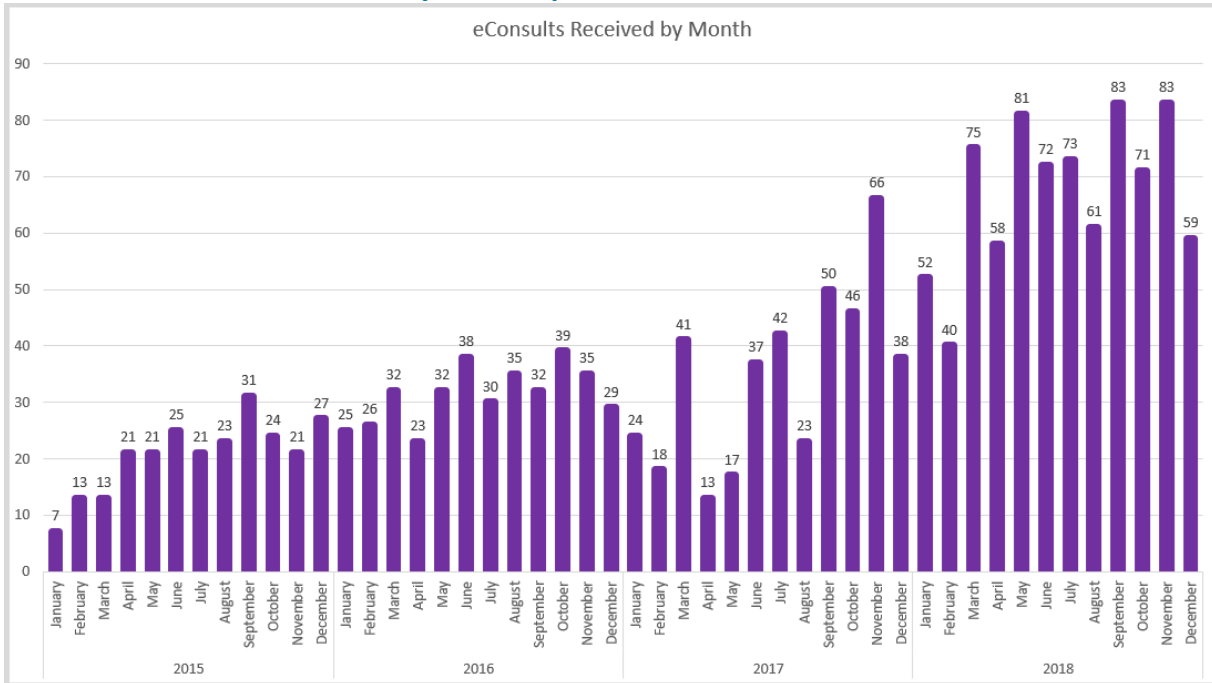
<sup>2</sup> Please see Executive Notes for an explanation of slight discrepancies between LHIN and sub-region totals.

<b>LHIN 6 – ONE ID Penetration by Sub-Region*</b>			
<b>Sub-Region**</b>	<b>Physicians</b>	<b>Nurses</b>	<b>Total</b>
East Mississauga	254	243	497
Halton Hills	37		37
Milton	70	132	202
North West Mississauga	208	212	420
Oakville	232	35	267
South Etobicoke	88	52	140
South West Mississauga	89	16	105
<b>Total</b>	<b>978</b>	<b>690</b>	<b>1,668</b>

*\*Source: eHealth Ontario and OntarioMD*

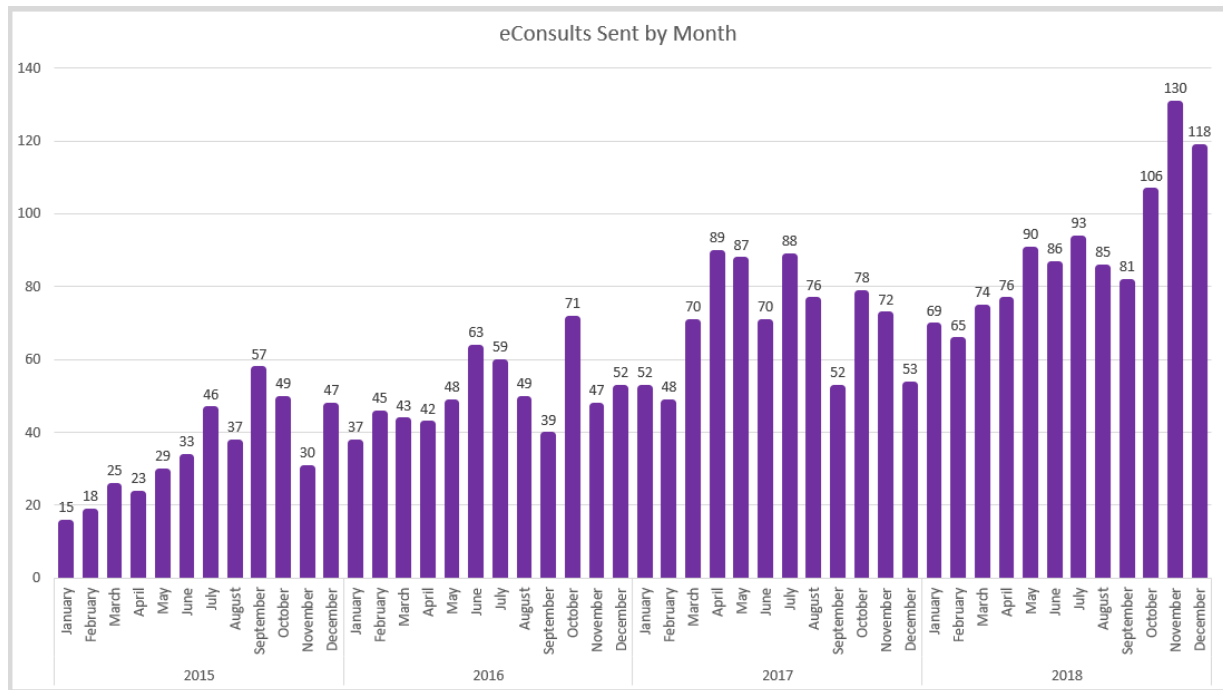
*\*\* Totals may be slightly lower than those for the LHIN due to not being able to map all the records to a sub-region.*

### Number of eConsults Received by LHIN 6 Specialists on eConsult BASE™ and OTN eConsult\*



\*Includes eConsults from Requesting Clinicians from inside and outside the LHIN

### Number of eConsults Sent by LHIN 6 Requesting Clinicians on eConsult BASE and OTN eConsult\*\*



\*\*Includes eConsults sent to Specialists inside and outside the LHIN

## 1.7 Appendix G: LHIN 7 – Toronto Central

LHIN 7 - Provincial Product/Service % Penetration		
Product	LHIN 7 Penetration <sup>1</sup>	Change
eNotifications (Hospitals)*	16%	
HRM (Physicians)	19%	
HRM (Hospitals)	68%	
OLIS (Physicians)*	32%	

\*OntarioMD has re-counted eligible hospital sites for HRM and eNotifications to align with the Ministry of Health Eligible Hospital Sites. Details of additional sites and their effect on penetration rates were provided in the April 2018 LHIN Report. For LHIN 7, UHN- Lyndhurst, UHN- Hillcrest and Sunnybrook Health Sciences – Orthopedic were added in May 2018.

LHIN 7 - Physicians by Vendor/OntarioMD Service						
EMR Vendor	Physicians Live on Certified EMR <sup>2</sup>				HRM	OLIS* Access Through EMR
	GP	SP	Unknown	Total		
ABELSoft Corporation	50	47	2	99	41	69
Alpha Healthcare Inc.	19	3		22	19	21
AwareMD	1	1		2	2	
Canada Health Systems Inc.	80	7	6	93	45	68
Indivica Inc.	186	28	2	216	148	86
OSCAR EMR	122	132	2	256	90	135
P&P Data Systems Inc.	59	13	1	73	12	45
QHR Technologies Inc.	162	333	7	502	230	587
TELUS	723	196	12	931	510	832
YES Medical System	1	11	2	14	1	14
York-Med Systems Inc.	1	4		5		4
<b>Total</b>	<b>1,404</b>	<b>775</b>	<b>34</b>	<b>2,213</b>	<b>1,098</b>	<b>1,861</b>

\* Source: eHealth Ontario

<sup>1</sup> HRM Penetration is based on Live Physicians, not Enrolled Physicians.

<sup>2</sup> Numbers have been updated to reflect the actual number of physicians, not funding positions.

LHIN 7 - Physicians by OntarioMD-Certified Vendor/Sub-Region <sup>1 2</sup>					
OntarioMD Certified Vendor	East Toronto	Mid-East Toronto	Mid-West Toronto	North Toronto	West Toronto
ABELSoft Corporation	43	6	15	19	4
Alpha Healthcare Inc.	7	1	7		4
AwareMD					2
Canada Health Systems Inc.	15	8	16	8	8
Indivica Inc.	16	10	105	50	12
OSCAR EMR	7	84	64	60	27
P&P Data Systems Inc.		6	31	10	4
QHR Technologies Inc.	49	63	172	133	49
TELUS	156	149	331	158	101
YES Medical System	6		5	2	1
York-Med Systems Inc.	1		1	1	1
<b>Total</b>	<b>300</b>	<b>327</b>	<b>747</b>	<b>441</b>	<b>213</b>

<sup>1</sup> Numbers have been updated to reflect the actual number of physicians, not funding positions.

<sup>2</sup> Please see Executive Notes for an explanation of slight discrepancies between LHIN and sub-region totals.

LHIN 7 - Physicians by Sub-Region /Service			
Sub-Region	Physicians Live on Certified EMR <sup>1 2</sup>	HRM	OLIS* Access Through EMR
East Toronto	300	176	225
Mid-East Toronto	327	152	271
Mid-West Toronto	747	301	753
North Toronto	441	243	302
West Toronto	213	120	179
<b>Total</b>	<b>2,028</b>	<b>992</b>	<b>1,730</b>

\*Source: eHealth Ontario

<sup>1</sup> Numbers have been updated to reflect the actual number of physicians, not funding positions.

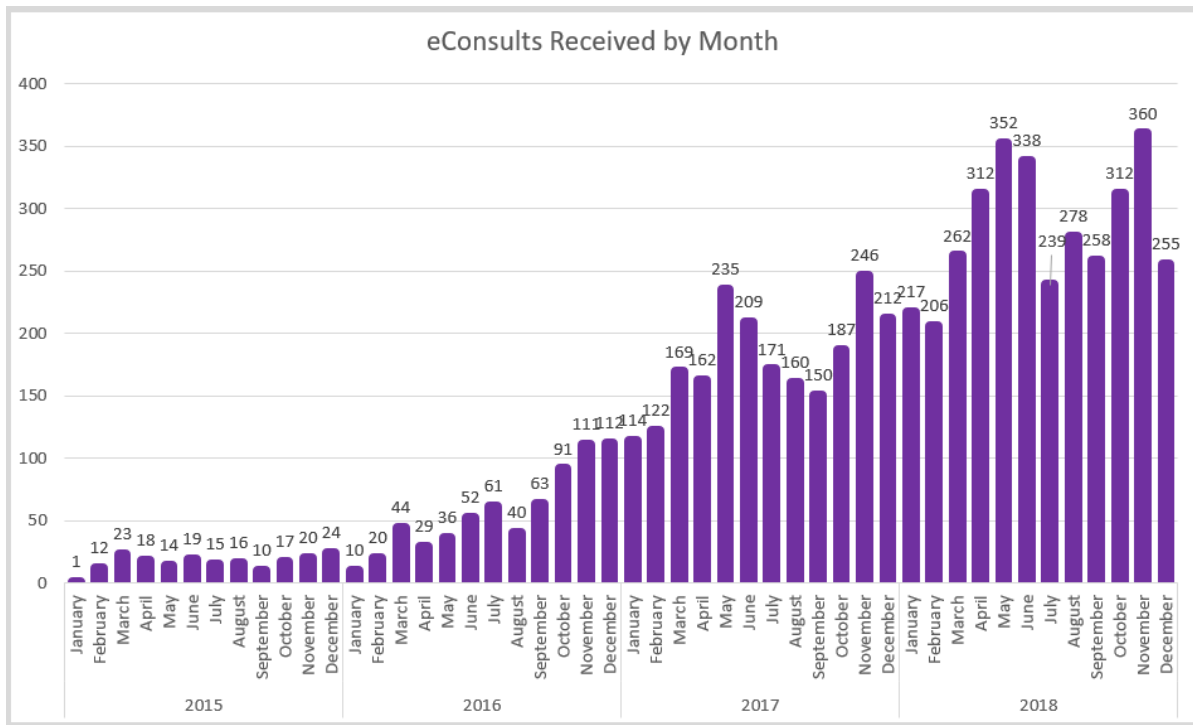
<sup>2</sup> Please see Executive Notes for an explanation of slight discrepancies between LHIN and sub-region totals.

<b>LHIN 7 – ONE ID Penetration by Sub-Region*</b>			
<b>Sub-Region**</b>	<b>Physicians</b>	<b>Nurses</b>	<b>Total</b>
East Toronto	326	65	391
Mid-East Toronto	521	378	899
Mid-West Toronto	2,659	271	2,930
North Toronto	562	164	726
West Toronto	225	27	252
<b>Total</b>	<b>4,293</b>	<b>905</b>	<b>5,198</b>

*\*Source: eHealth Ontario and OntarioMD*

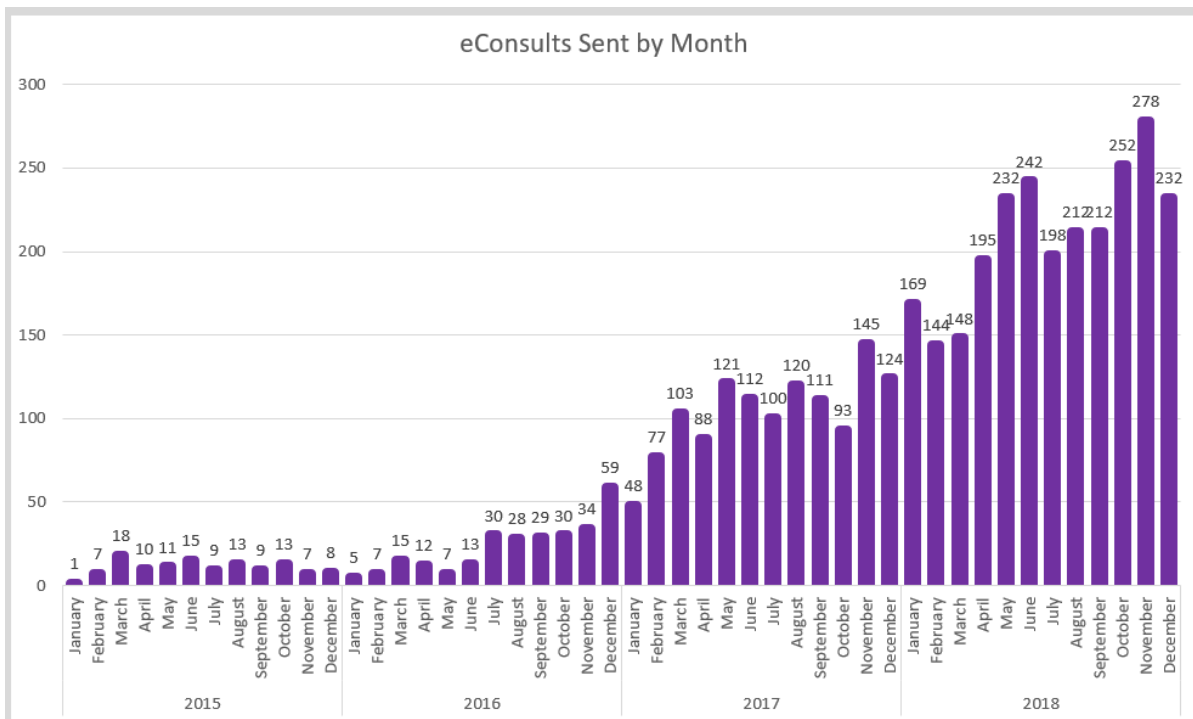
*\*\* Totals may be slightly lower than those for the LHIN due to not being able to map all the records to a sub-region.*

### Number of eConsults Received by LHIN 7 Specialists through the Ontario eConsult Program\*



\*Includes eConsults from Requesting Clinicians from inside and outside the LHIN

### Number of eConsults Sent by LHIN 7 Requesting Clinicians - Ontario eConsult Program\*\*



\*\*Includes eConsults sent to Specialists inside and outside the LHIN

## 1.8 Appendix H: LHIN 8 – Central

LHIN 8 - Provincial Product/Service % Penetration		
Product	LHIN 8 Penetration <sup>1</sup>	Change
eNotifications (Hospitals)*	27%	
HRM (Physicians)	36%	1%
HRM (Hospitals)	73%	
OLIS (Physicians)*	39%	

\*OntarioMD has re-counted eligible hospital sites for HRM and eNotifications to align with the Ministry of Health Eligible Hospital Sites. Details of additional sites and their effect on penetration rates were provided in the April 2018 LHIN Report. There is no change in denominator for HRM and eNotifications sites for LHIN 8 in May 2018.

LHIN 8 - Physicians by Vendor/OntarioMD Service						
EMR Vendor	Physicians Live on Certified EMR <sup>2</sup>				HRM	OLIS* Access Through EMR
	GP	SP	Unknown	Total		
ABELSoft Corporation	52	52	2	106	32	68
Alpha Healthcare Inc.	5	2		7	4	7
AwareMD		12		12	12	
Canada Health Systems Inc.	30	14	2	46	21	36
Indivica Inc.	148	17	2	167	132	62
OSCAR EMR	130	97	4	231	131	126
P&P Data Systems Inc.	113	18	1	132	38	69
QHR Technologies Inc.	284	235	10	529	336	423
TELUS	507	151	13	671	451	501
YES Medical System	1	11	1	13	3	11
York-Med Systems Inc.	7	6	1	14	9	11
<b>Total</b>	<b>1,277</b>	<b>615</b>	<b>36</b>	<b>1,928</b>	<b>1,169</b>	<b>1,314</b>

\* Source: eHealth Ontario

<sup>1</sup> HRM Penetration is based on Live Physicians, not Enrolled Physicians.

<sup>2</sup> Numbers have been updated to reflect the actual number of physicians, not funding positions.



LHIN 8 - Physicians by OntarioMD-Certified Vendor/Sub-Region <sup>1 2</sup>						
OntarioMD Certified Vendor	Eastern York Region	North York Central	North York West	Northern York Region	South Simcoe	Western York Region
ABELSoft Corporation	11	13	26	13	1	30
Alpha Healthcare Inc.		1	2	2		2
AwareMD				12		
Canada Health Systems Inc.	4	16	1	15	1	8
Indivica Inc.	15	39	51	2	1	41
OSCAR EMR	35	45	29	35		70
P&P Data Systems Inc.	12	21	10		6	57
QHR Technologies Inc.	80	175	38	74	5	129
TELUS	130	130	54	103	30	178
YES Medical System	2	5	1			5
York-Med Systems Inc.	6		2	2		4
<b>Total</b>	<b>295</b>	<b>445</b>	<b>214</b>	<b>258</b>	<b>44</b>	<b>524</b>

<sup>1</sup> Numbers have been updated to reflect the actual number of physicians, not funding positions.

<sup>2</sup> Please see Executive Notes for an explanation of slight discrepancies between LHIN and sub-region totals.

LHIN 8 - Physicians by Sub-Region /Service			
Sub-Region	Physicians Live on Certified EMR <sup>1 2</sup>	HRM	OLIS* Access Through EMR
Eastern York Region	295	223	177
North York Central	445	251	352
North York West	214	115	162
Northern York Region	258	191	167
South Simcoe	44	31	32
Western York Region	524	303	321
<b>Total</b>	<b>1,780</b>	<b>1,114</b>	<b>1,211</b>

\*Source: eHealth Ontario

<sup>1</sup> Numbers have been updated to reflect the actual number of physicians, not funding positions.

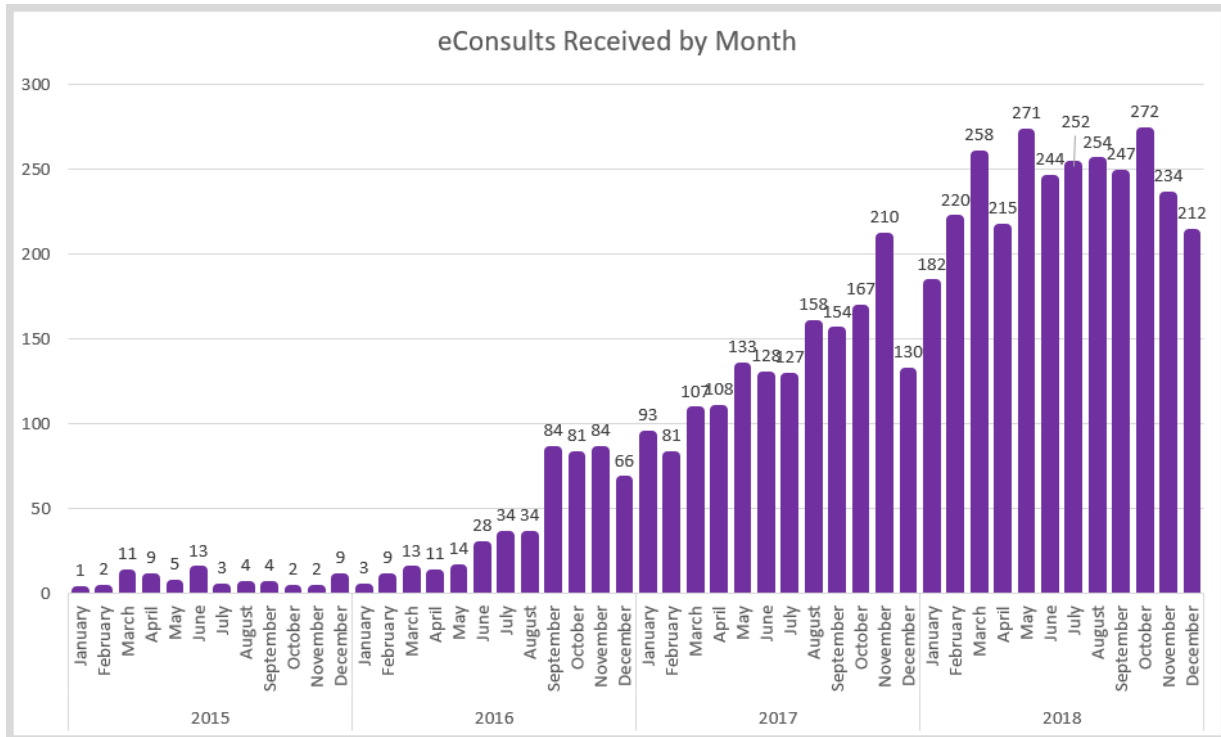
<sup>2</sup> Please see Executive Notes for an explanation of slight discrepancies between LHIN and sub-region totals.

<b>LHIN 8 – ONE ID Penetration by Sub-Region*</b>			
<b>Sub-Region**</b>	<b>Physicians</b>	<b>Nurses</b>	<b>Total</b>
Eastern York Region	228	41	269
North York Central	412	145	557
North York West	211	30	241
Northern York Region	245	181	426
South Simcoe	45	16	61
Western York Region	428	17	445
<b>Total</b>	<b>1,569</b>	<b>430</b>	<b>1,999</b>

*\*Source: eHealth Ontario and OntarioMD*

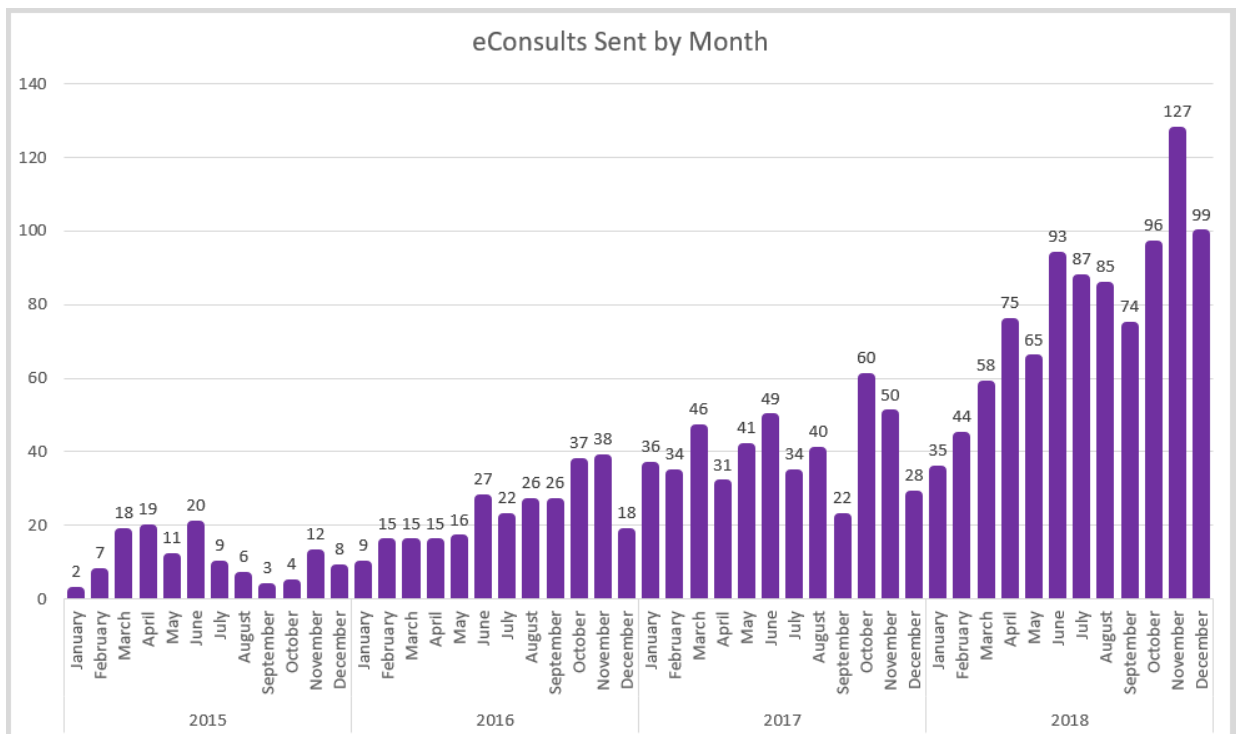
*\*\* Totals may be slightly lower than those for the LHIN due to not being able to map all the records to a sub-region.*

### Number of eConsults Received by LHIN 8 Specialists through the Ontario eConsult Program\*



\*Includes eConsults from Requesting Clinicians from inside and outside the LHIN

### Number of eConsults Sent by LHIN 8 Requesting Clinicians - Ontario eConsult Program\*\*



\*\*Includes eConsults sent to Specialists inside and outside the LHIN

## 1.9 Appendix I: LHIN 9 – Central East

LHIN 9 - Provincial Product/Service % Penetration		
Product	LHIN 9 Penetration <sup>1</sup>	Change
eNotifications (Hospitals)*	20%	
HRM (Physicians)	44%	1%
HRM (Hospitals)	100%	
OLIS (Physicians)*	47%	

\*OntarioMD has re-counted eligible hospital sites for HRM and eNotifications to align with the Ministry of Health Eligible Hospital Sites. Details of additional sites and their effect on penetration rates were provided in the April 2018 LHIN Report. For LHIN 9, Lakeridge Health – Whitby was added in May 2018.

LHIN 9 - Physicians by Vendor/OntarioMD Service						
EMR Vendor	Physicians Live on Certified EMR <sup>2</sup>				HRM	OLIS* Access Through EMR
	GP	SP	Unknown	Total		
ABELSoft Corporation	28	24	1	53	19	34
Alpha Healthcare Inc.	7	2		9	6	7
AwareMD						
Canada Health Systems Inc.	58	9		67	42	40
Indivica Inc.	59	15	1	75	61	40
OSCAR EMR	146	80	2	228	154	132
P&P Data Systems Inc.	50	9		59	31	36
QHR Technologies Inc.	183	167	9	359	242	269
TELUS	501	115	8	624	480	547
YES Medical System	1	8	2	11	7	6
York-Med Systems Inc.	7	8		15	5	10
<b>Total</b>	<b>1,040</b>	<b>437</b>	<b>23</b>	<b>1,500</b>	<b>1,047</b>	<b>1,121</b>

\* Source: eHealth Ontario

<sup>1</sup> HRM Penetration is based on Live Physicians, not Enrolled Physicians.

<sup>2</sup> Numbers have been updated to reflect the actual number of physicians, not funding positions.

LHIN 9 - Physicians by OntarioMD-Certified Vendor/Sub-Region <sup>1</sup>							
OntarioMD Certified Vendor	Durham North East	Durham West	Haliburton County and City of Kawartha Lakes	Northumberland County	Peterborough City and County	Scarborough North	Scarborough South
ABELSoft Corporation		4	8	12	3	6	17
Alpha Healthcare Inc.	3					5	
AwareMD							
Canada Health Systems Inc.	11	6			1	3	44
Indivica Inc.	18	14			1	17	20
OSCAR EMR	8	42	1	10	5	55	95
P&P Data Systems Inc.	6	16		7		3	27
QHR Technologies Inc.	7	45	13	4	120	31	111
TELUS	280	74	55	28	69	31	64
YES Medical System						6	4
York-Med Systems Inc.	1	5			7		2
<b>Total</b>	<b>334</b>	<b>206</b>	<b>77</b>	<b>61</b>	<b>206</b>	<b>157</b>	<b>384</b>

<sup>1</sup> Numbers have been updated to reflect the actual number of physicians, not funding positions.

<sup>2</sup> Please see Executive Notes for an explanation of slight discrepancies between LHIN and sub-region totals.

LHIN 9 - Physicians by Sub-Region /Service			
Sub-Region	Physicians Live on Certified EMR <sup>1</sup>	HRM	OLIS* Access Through EMR
Durham North East	334	275	304
Durham West	206	135	147
Haliburton County and City of Kawartha Lakes	77	46	65
Northumberland County	61	48	41
Peterborough City and County	206	150	147
Scarborough North	157	97	117
Scarborough South	384	247	252
<b>Total</b>	<b>1,425</b>	<b>998</b>	<b>1,073</b>

\*Source: eHealth Ontario

<sup>1</sup> Numbers have been updated to reflect the actual number of physicians, not funding positions.

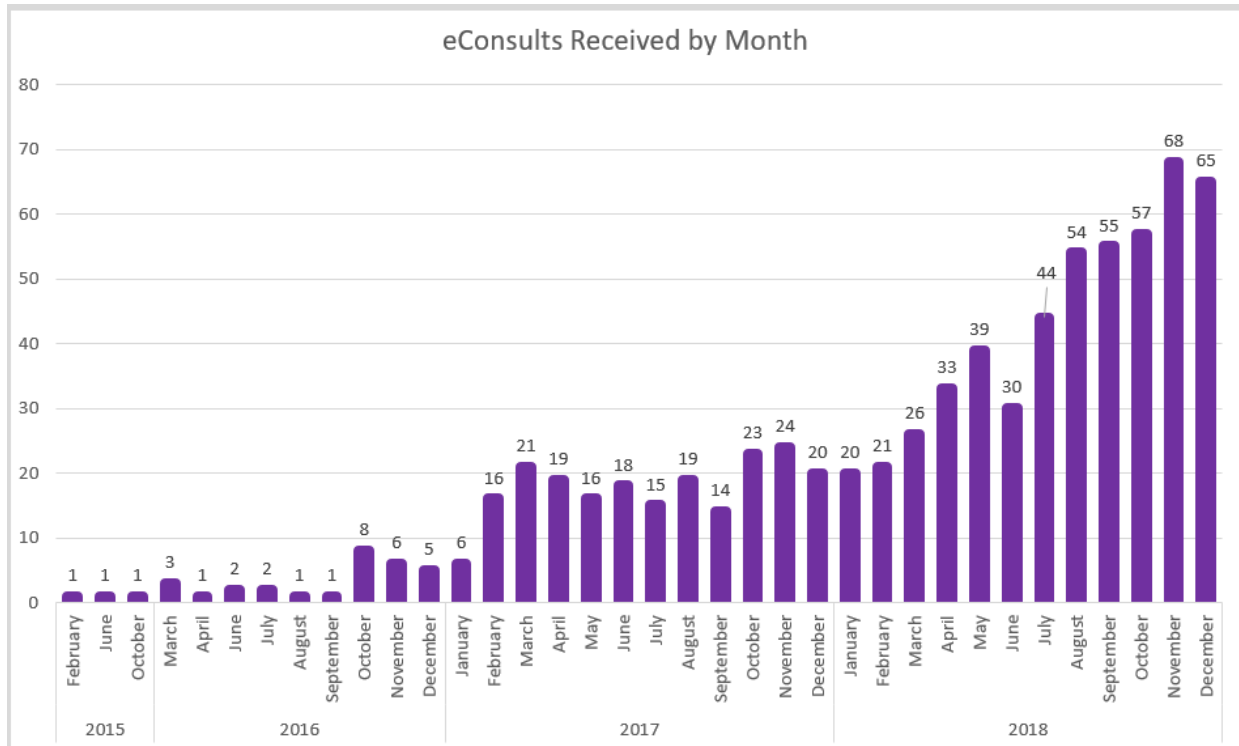
<sup>2</sup> Please see Executive Notes for an explanation of slight discrepancies between LHIN and sub-region totals.

<b>LHIN 9 – ONE ID Penetration by Sub-Region*</b>			
<b>Sub-Region**</b>	<b>Physicians</b>	<b>Nurses</b>	<b>Total</b>
Durham North East	288	250	538
Durham West	156	305	461
Haliburton County and City of Kawartha Lakes	88	62	150
Northumberland County	42	102	144
Peterborough City and County	136	75	211
Scarborough North	121	151	272
Scarborough South	319	249	568
<b>Total</b>	<b>1,150</b>	<b>1,194</b>	<b>2,344</b>

*\*Source: eHealth Ontario and OntarioMD*

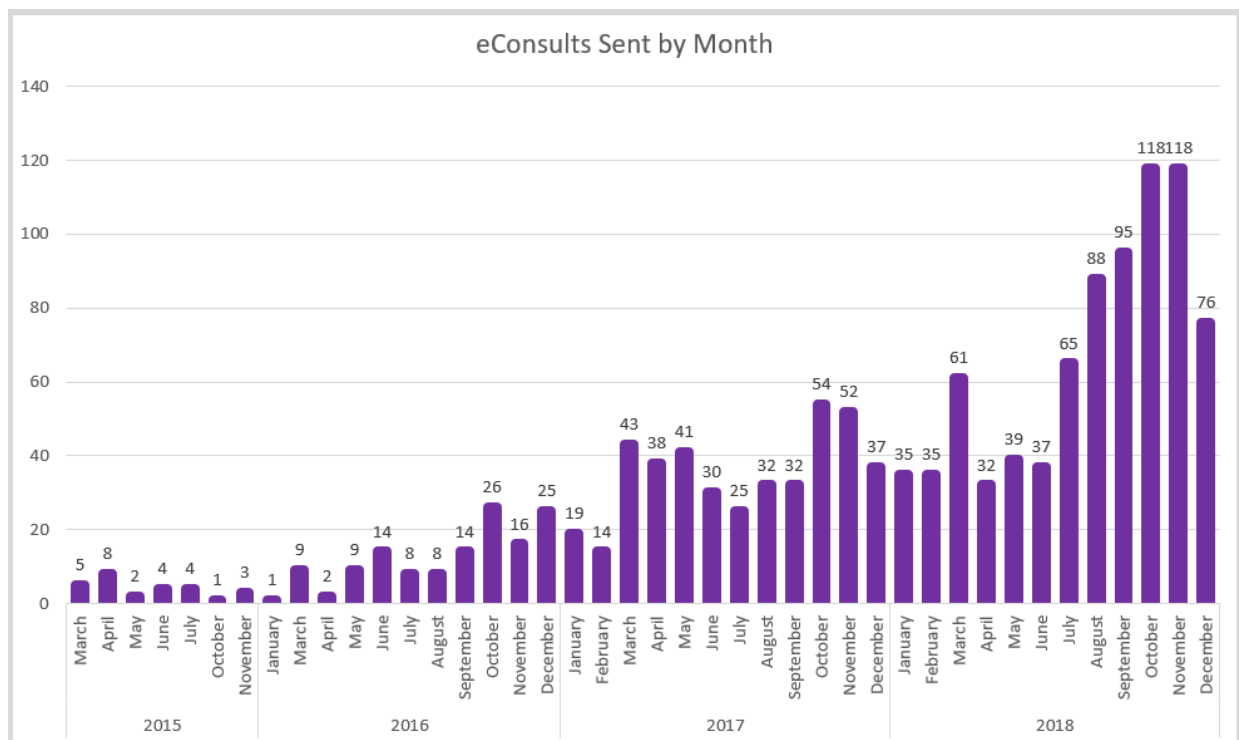
*\*\* Totals may be slightly lower than those for the LHIN due to not being able to map all the records to a sub-region.*

### Number of eConsults Received by LHIN 9 Specialists through the Ontario eConsult Program\*



\*Includes eConsults from Requesting Clinicians from inside and outside the LHIN

### Number of eConsults Sent by LHIN 9 Requesting Clinicians - Ontario eConsult Program\*\*



\*\*Includes eConsults sent to Specialists inside and outside the LHIN

## 1.10 Appendix J: LHIN 10 – South East

LHIN 10 - Provincial Product/Service % Penetration		
Product	LHIN 10 Penetration <sup>1</sup>	Change
eNotifications (Hospitals)*	7%	
HRM (Physicians)	31%	
HRM (Hospitals)	100%	
OLIS (Physicians)*	42%	

\*OntarioMD has re-counted eligible hospital sites for HRM and eNotifications to align with the Ministry of Health Eligible Hospital Sites. Details of additional sites and their effect on penetration rates were provided in the April 2018 LHIN Report. For LHIN 10, Brockville – St. Vincent De Paul and Brockville- St. Vincent De Paul (Garden St. Site) were added in May 2018.

LHIN 10 - Physicians by Vendor/OntarioMD Service						
EMR Vendor	Physicians Live on Certified EMR <sup>2</sup>				HRM	OLIS* Access Through EMR
	GP	SP	Unknown	Total		
ABELSoft Corporation		8	1	9	2	11
Alpha Healthcare Inc.						
AwareMD						
Canada Health Systems Inc.	1			1		3
Indivica Inc.	16	3	1	20	12	8
OSCAR EMR	79	12		91	42	49
P&P Data Systems Inc.	7	3		10	7	7
QHR Technologies Inc.	70	28	2	100	58	93
TELUS	319	27	8	354	256	342
YES Medical System		1		1	1	1
York-Med Systems Inc.		1		1	1	1
<b>Total</b>	<b>492</b>	<b>83</b>	<b>12</b>	<b>587</b>	<b>379</b>	<b>515</b>

\* Source: eHealth Ontario

<sup>1</sup> HRM Penetration is based on Live Physicians, not Enrolled Physicians.

<sup>2</sup> Numbers have been updated to reflect the actual number of physicians, not funding positions.



LHIN 10 - Physicians by OntarioMD-Certified Vendor/Sub-Region <sup>1 2</sup>					
OntarioMD Certified Vendor	Kingston	Lanark, Leeds & Grenville	Quinte	Rural Frontenac, Lennox & Addington	Rural Hastings
ABELSoft Corporation	3	1	5		
Alpha Healthcare Inc.					
AwareMD					
Canada Health Systems Inc.	1				
Indivica Inc.	14	5			
OSCAR EMR	51	2	37		
P&P Data Systems Inc.		1	9		
QHR Technologies Inc.	38	5	49	1	
TELUS	133	109	50	34	24
YES Medical System			1		
York-Med Systems Inc.		1			
<b>Total</b>	<b>240</b>	<b>124</b>	<b>151</b>	<b>35</b>	<b>24</b>

<sup>1</sup> Numbers have been updated to reflect the actual number of physicians, not funding positions.

<sup>2</sup> Please see Executive Notes for an explanation of slight discrepancies between LHIN and sub-region totals.

LHIN 10 - Physicians by Sub-Region /Service			
Sub-Region	Physicians Live on Certified EMR <sup>1 2</sup>	HRM	OLIS* Access Through EMR
Kingston	240	155	212
Lanark, Leeds & Grenville	124	84	119
Quinte	151	95	119
Rural Frontenac, Lennox & Addington	35	22	20
Rural Hastings	24	15	27
<b>Total</b>	<b>574</b>	<b>371</b>	<b>497</b>

\*Source: eHealth Ontario

<sup>1</sup> Numbers have been updated to reflect the actual number of physicians, not funding positions.

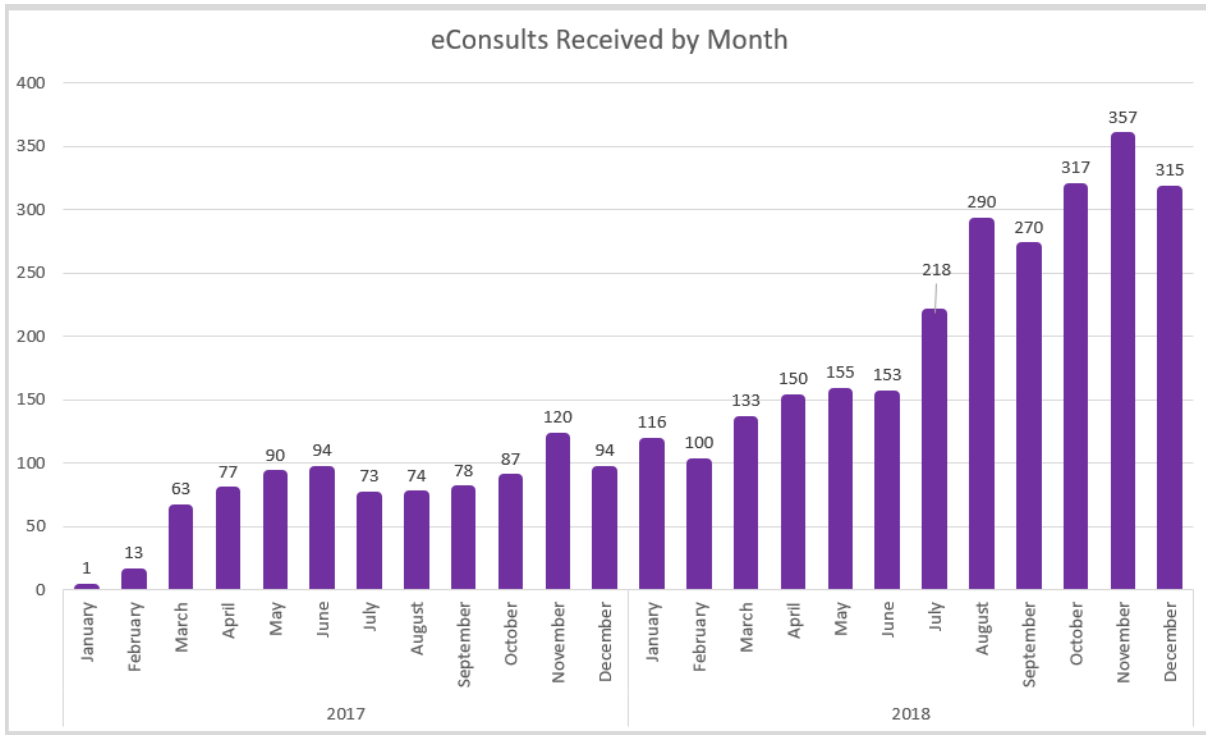
<sup>2</sup> Please see Executive Notes for an explanation of slight discrepancies between LHIN and sub-region totals.

<b>LHIN 10 – ONE ID Penetration by Sub-Region*</b>			
<b>Sub-Region**</b>	<b>Physicians</b>	<b>Nurses</b>	<b>Total</b>
Kingston	368	132	500
Lanark, Leeds & Grenville	102	78	180
Quinte	93	110	203
Rural Frontenac, Lennox & Addington	34	13	47
Rural Hastings	24	4	28
<b>Total</b>	<b>621</b>	<b>337</b>	<b>958</b>

*\*Source: eHealth Ontario and OntarioMD*

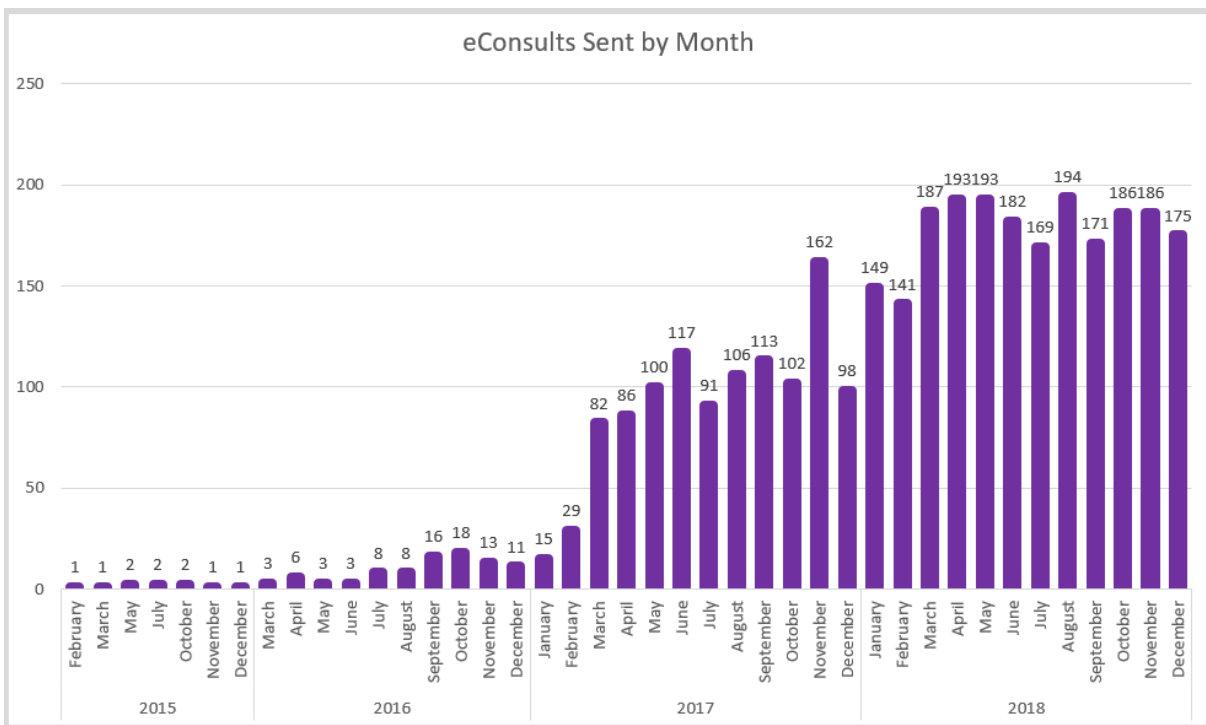
*\*\* Totals may be slightly lower than those for the LHIN due to not being able to map all the records to a sub-region.*

### Number of eConsults Received by LHIN 10 Specialists on eConsult BASE and OTN eConsult\*



\*Includes eConsults from Requesting Clinicians from inside and outside the LHIN

### Number of eConsults Sent by LHIN 10 Requesting Clinicians on eConsult BASE and OTN eConsult\*\*



\*\*Includes eConsults sent to Specialists inside and outside the LHIN

### 1.11 Appendix K: LHIN 11 – Champlain

LHIN 11 - Provincial Product/Service % Penetration		
Product	LHIN 11 Penetration	Change
eNotifications (Hospitals)*	42%	
HRM (Physicians)	27%	1%
HRM (Hospitals)	79%	
OLIS (Physicians)*	42%	1%

\*OntarioMD has re-counted eligible hospital sites for HRM and eNotifications to align with the Ministry of Health Eligible Hospital Sites. Details of additional sites and their effect on penetration rates were provided in the April 2018 LHIN Report. There is no change in denominator for HRM and eNotifications sites for LHIN 11 in May 2018.

LHIN 11 - Physicians by Vendor/OntarioMD Service						
EMR Vendor	Physicians Live on Certified EMR <sup>2</sup>				HRM	OLIS* Access Through EMR
	GP	SP	Unknown	Total		
ABELSoft Corporation	5	25		30	4	30
Alpha Healthcare Inc.		1		1	1	
AwareMD						
Canada Health Systems Inc.	63	47	2	112	62	56
Indivica Inc.	57	6	1	64	48	50
OSCAR EMR	151	52	2	205	134	124
P&P Data Systems Inc.	56	2	1	59	15	22
QHR Technologies Inc.	161	134	3	298	118	273
TELUS	892	198	16	1,106	575	946
YES Medical System						
York-Med Systems Inc.	1			1		2
<b>Total</b>	<b>1,386</b>	<b>465</b>	<b>25</b>	<b>1,876</b>	<b>957</b>	<b>1,503</b>

\* Source: eHealth Ontario

<sup>1</sup> HRM Penetration is based on Live Physicians, not Enrolled Physicians.

<sup>2</sup> Numbers have been updated to reflect the actual number of physicians, not funding positions.

LHIN 11 - Physicians by OntarioMD-Certified Vendor/Sub-Region <sup>1 2</sup>					
OntarioMD Certified Vendor	Central Ottawa	Eastern Champlain	Eastern Ottawa	Western Champlain	Western Ottawa
ABELSoft Corporation	28		1	1	
Alpha Healthcare Inc.					1
AwareMD					
Canada Health Systems Inc.	49	13	7		41
Indivica Inc.	39		15	8	2
OSCAR EMR	99	4	17	14	64
P&P Data Systems Inc.	7	38			14
QHR Technologies Inc.	169	19	10	17	76
TELUS	535	116	187	137	122
YES Medical System					
York-Med Systems Inc.				1	
<b>Total</b>	<b>926</b>	<b>190</b>	<b>237</b>	<b>178</b>	<b>320</b>

<sup>1</sup> Numbers have been updated to reflect the actual number of physicians, not funding positions.

<sup>2</sup> Please see Executive Notes for an explanation of slight discrepancies between LHIN and sub-region totals.

LHIN 11 - Physicians by Sub-Region /Service			
Sub-Region	Physicians Live on Certified EMR <sup>1 2</sup>	HRM	OLIS* Access Through EMR
Central Ottawa	926	387	786
Eastern Champlain	190	75	136
Eastern Ottawa	237	137	191
Western Champlain	178	145	148
Western Ottawa	320	193	218
<b>Total</b>	<b>1,851</b>	<b>937</b>	<b>1,479</b>

\*Source: eHealth Ontario

<sup>1</sup> Numbers have been updated to reflect the actual number of physicians, not funding positions.

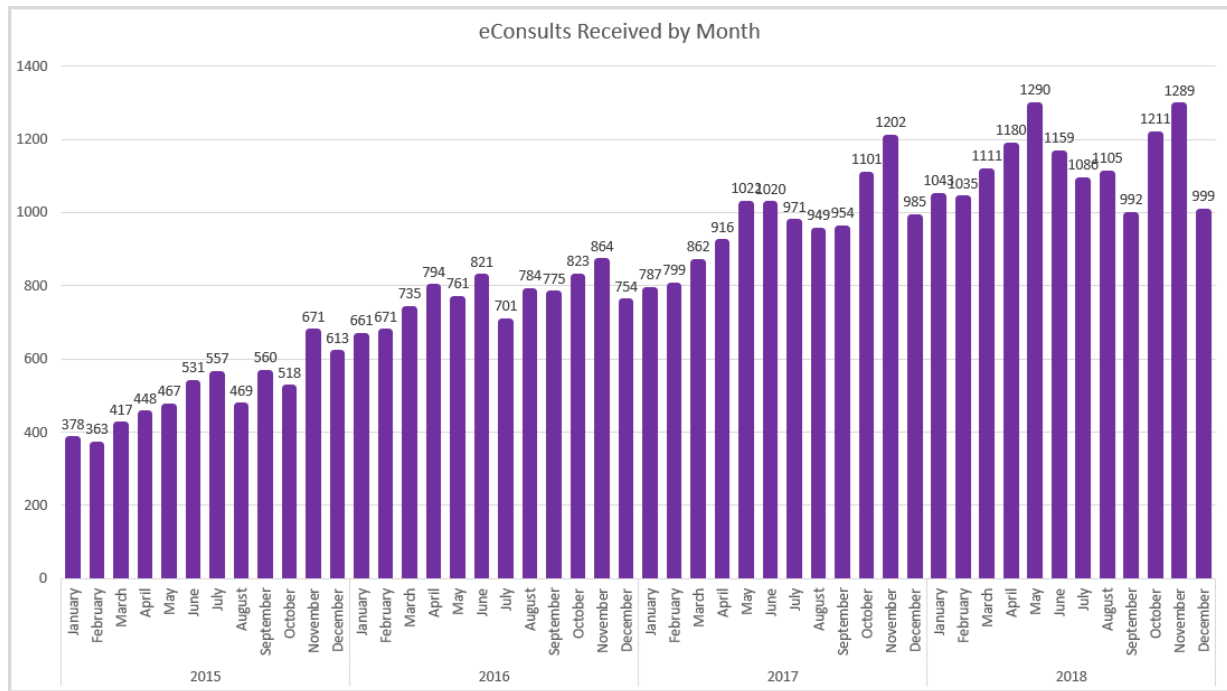
<sup>2</sup> Please see Executive Notes for an explanation of slight discrepancies between LHIN and sub-region totals.

<b>LHIN 11 – ONE ID Penetration by Sub-Region*</b>			
<b>Sub-Region**</b>	<b>Physicians</b>	<b>Nurses</b>	<b>Total</b>
Central Ottawa	703	206	909
Eastern Champlain	115	200	315
Eastern Ottawa	158	6	164
Western Champlain	128	163	291
Western Ottawa	195	39	234
<b>Total</b>	<b>1,299</b>	<b>614</b>	<b>1,913</b>

*\*Source: eHealth Ontario and OntarioMD*

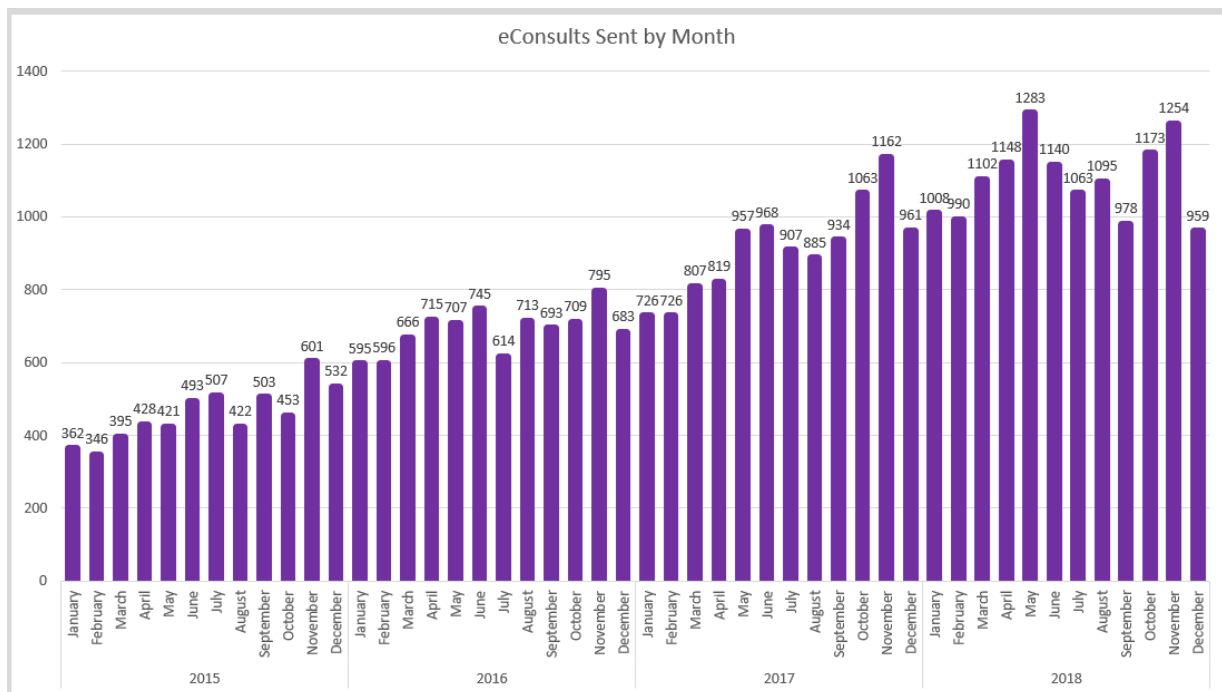
*\*\* Totals may be slightly lower than those for the LHIN due to not being able to map all the records to a sub-region.*

### Number of eConsults received by LHIN 11 Specialists on eConsult BASE\*



\*Includes eConsults from Requesting Clinicians from inside and outside the LHIN

### Number of eConsults sent by LHIN 11 Requesting Clinicians on eConsult BASE\*\*



\*\*Includes eConsults sent to Specialists inside and outside the LHIN

## 1.12 Appendix L: LHIN 12 – North Simcoe Muskoka

LHIN 12 - Provincial Product/Service % Penetration		
Product	LHIN 12 Penetration <sup>1</sup>	Change
eNotifications (Hospitals)*	13%	
HRM (Physicians)	52%	1%
HRM (Hospitals)	88%	
OLIS (Physicians)*	52%	

\*OntarioMD has re-counted eligible hospital sites for HRM and eNotifications to align with the Ministry of Health Eligible Hospital Sites. Details of additional sites and their effect on penetration rates were provided in the April 2018 LHIN Report. There is no change in denominator for HRM and eNotifications sites for LHIN 12 in May 2018.

LHIN 12 - Physicians by Vendor/OntarioMD Service						
EMR Vendor	Physicians Live on Certified EMR <sup>2</sup>				HRM	OLIS* Access Through EMR
	GP	SP	Unknown	Total		
ABELSoft Corporation	1	1	1	3	1	4
Alpha Healthcare Inc.	5			5	4	4
AwareMD		1		1	1	
Canada Health Systems Inc.			1	1		1
Indivica Inc.		1		1	1	2
OSCAR EMR	17	7		24	12	7
P&P Data Systems Inc.		1		1		
QHR Technologies Inc.	195	76	3	274	206	201
TELUS	188	40	4	232	186	201
YES Medical System						
York-Med Systems Inc.		2		2	2	2
<b>Total</b>	<b>406</b>	<b>129</b>	<b>9</b>	<b>544</b>	<b>413</b>	<b>422</b>

\* Source: eHealth Ontario

<sup>1</sup> HRM Penetration is based on Live Physicians, not Enrolled Physicians.

<sup>2</sup> Numbers have been updated to reflect the actual number of physicians, not funding positions.



LHIN 12 - Physicians by OntarioMD-Certified Vendor/Sub-Region <sup>1 2</sup>					
OntarioMD Certified Vendor	Barrie and Area	Couchiching	Muskoka	North Simcoe	South Georgian Bay
ABELSoft Corporation	1	2			
Alpha Healthcare Inc.			5		
AwareMD					
Canada Health Systems Inc.	1				
Indivica Inc.	1				
OSCAR EMR	20	3	1		
P&P Data Systems Inc.	1				
QHR Technologies Inc.	214	18	1	35	6
TELUS	15	63	68	13	73
YES Medical System					
York-Med Systems Inc.	2				
<b>Total</b>	<b>255</b>	<b>86</b>	<b>75</b>	<b>48</b>	<b>79</b>

<sup>1</sup> Numbers have been updated to reflect the actual number of physicians, not funding positions.

<sup>2</sup> Please see Executive Notes for an explanation of slight discrepancies between LHIN and sub-region totals.

LHIN 12 - Physicians by Sub-Region /Service			
Sub-Region	Physicians Live on Certified EMR <sup>1 2</sup>	HRM	OLIS* Access Through EMR
Barrie and Area	255	187	168
Couchiching	86	62	76
Muskoka	75	63	64
North Simcoe	48	34	52
South Georgian Bay	79	70	59
<b>Total</b>	<b>543</b>	<b>416</b>	<b>419</b>

\*Source: eHealth Ontario

<sup>1</sup> Numbers have been updated to reflect the actual number of physicians, not funding positions.

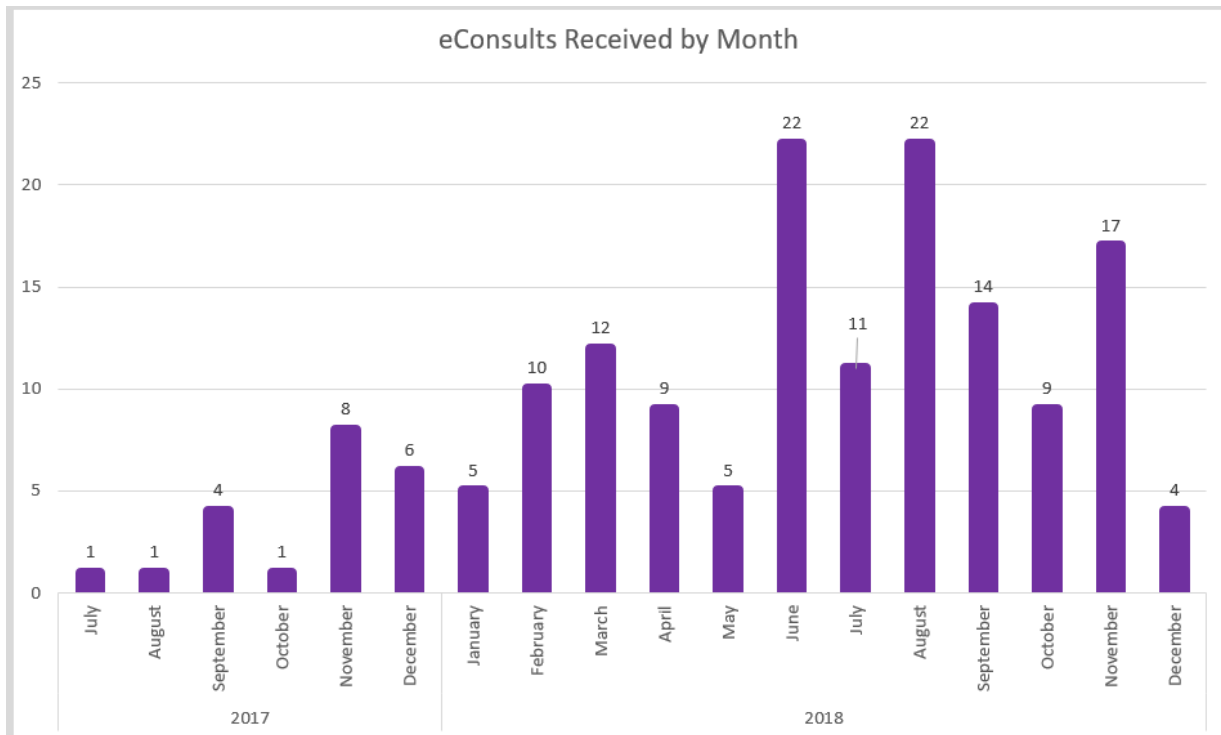
<sup>2</sup> Please see Executive Notes for an explanation of slight discrepancies between LHIN and sub-region totals.

LHIN 12 – ONE ID Penetration by Sub-Region*			
Sub-Region**	Physicians	Nurses	Total
Barrie and Area	240	113	353
Couchiching	87	32	119
Muskoka	60	93	153
North Simcoe	69	32	101
South Georgian Bay	65	31	96
<b>Total</b>	<b>521</b>	<b>301</b>	<b>822</b>

\*Source: eHealth Ontario and OntarioMD

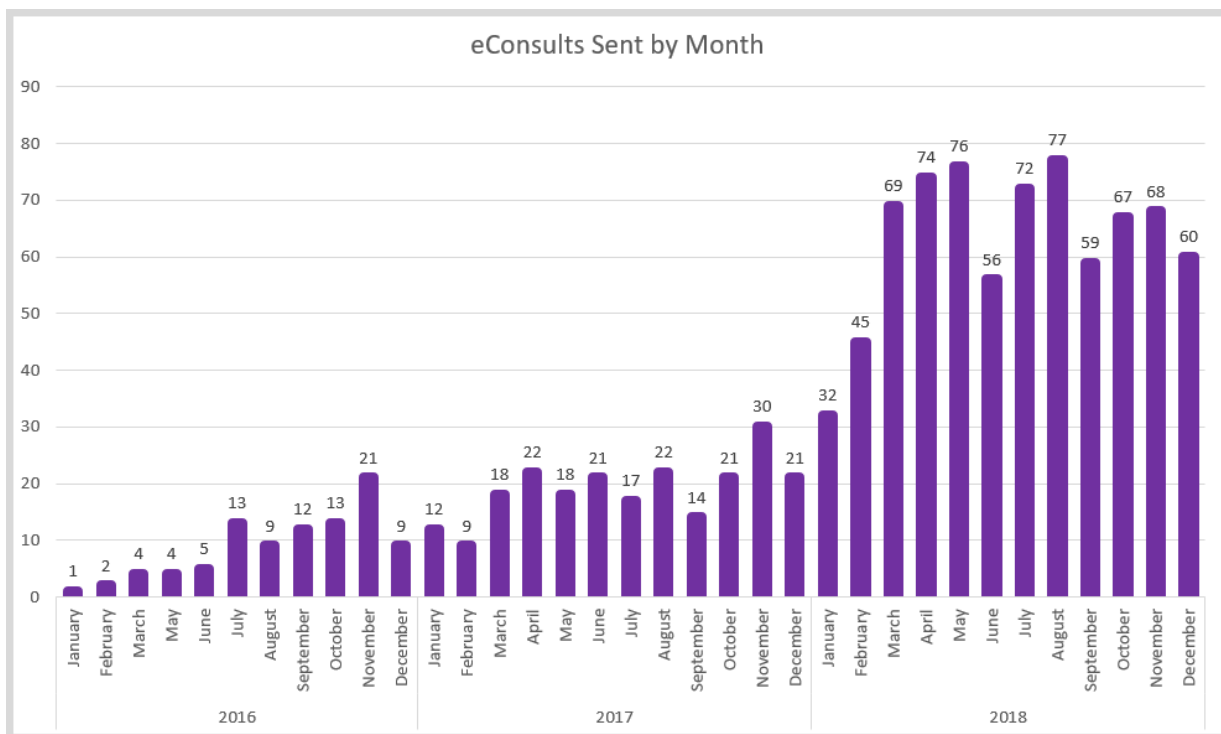
\*\* Totals may be slightly lower than those for the LHIN due to not being able to map all the records to a sub-region.

### Number of eConsults Received by LHIN 12 Specialists through the Ontario eConsult Program\*



\*Includes eConsults from Requesting Clinicians from inside and outside the LHIN

### Number of eConsults Sent by LHIN 12 Requesting Clinicians - Ontario eConsult Program\*\*



\*\*Includes eConsults sent to Specialists inside and outside the LHIN

### 1.13 Appendix M: LHIN 13 – North East

LHIN 13 - Provincial Product/Service % Penetration		
Product	LHIN 13 Penetration <sup>1</sup>	Change
eNotifications (Hospitals)*	38%	
HRM (Physicians)	12%	
HRM (Hospitals)	0%	
OLIS (Physicians)*	47%	1%

\*OntarioMD has re-counted eligible hospital sites for HRM and eNotifications to align with the Ministry of Health Eligible Hospital Sites. Details of additional sites and their effect on penetration rates were provided in the April 2018 LHIN Report. There is no change in denominator for HRM and eNotifications sites for LHIN 13 in May 2018.

LHIN 13 - Physicians by Vendor/OntarioMD Service						
EMR Vendor	Physicians Live on Certified EMR <sup>2</sup>				HRM	OLIS* Access Through EMR
	GP	SP	Unknown	Total		
ABELSoft Corporation	1	6		7	1	4
Alpha Healthcare Inc.		1		1		1
AwareMD						
Canada Health Systems Inc.	2			2		5
Indivica Inc.	1			1		4
OSCAR EMR	22			22	5	10
P&P Data Systems Inc.	29	9	1	39	1	8
QHR Technologies Inc.	71	23	4	98	13	107
TELUS	292	50	6	348	106	348
YES Medical System						
York-Med Systems Inc.	8	3		11		8
<b>Total</b>	<b>426</b>	<b>92</b>	<b>11</b>	<b>529</b>	<b>126</b>	<b>495</b>

\* Source: eHealth Ontario

<sup>1</sup> HRM Penetration is based on Live Physicians, not Enrolled Physicians.

<sup>2</sup> Numbers have been updated to reflect the actual number of physicians, not funding positions.

LHIN 13 - Physicians by OntarioMD-Certified Vendor/Sub-Region <sup>1 2</sup>					
OntarioMD Certified Vendor	Algoma	Cochrane	James and Hudson Bay Coasts	Nipissing-Temiskaming	Sudbury-Manitoulin-Parry Sound
ABELSoft Corporation	5	1			1
Alpha Healthcare Inc.				1	
AwareMD					
Canada Health Systems Inc.			1	1	
Indivica Inc.					1
OSCAR EMR	3	1		5	13
P&P Data Systems Inc.				29	10
QHR Technologies Inc.	25	17		14	42
TELUS	20	68	13	93	154
YES Medical System					
York-Med Systems Inc.	10				1
<b>Total</b>	<b>63</b>	<b>87</b>	<b>14</b>	<b>143</b>	<b>222</b>

<sup>1</sup> Numbers have been updated to reflect the actual number of physicians, not funding positions.

<sup>2</sup> Please see Executive Notes for an explanation of slight discrepancies between LHIN and sub-region totals.

LHIN 13 - Physicians by Sub-Region /Service			
Sub-Region	Physicians Live on Certified EMR <sup>1 2</sup>	HRM	OLIS* Access Through EMR
Algoma	63	8	63
Cochrane	87	33	84
James and Hudson Bay Coasts	14	3	24
Nipissing-Temiskaming	143	28	119
Sudbury-Manitoulin-Parry Sound	222	51	204
<b>Total</b>	<b>529</b>	<b>123</b>	<b>494</b>

\*Source: eHealth Ontario

<sup>1</sup> Numbers have been updated to reflect the actual number of physicians, not funding positions.

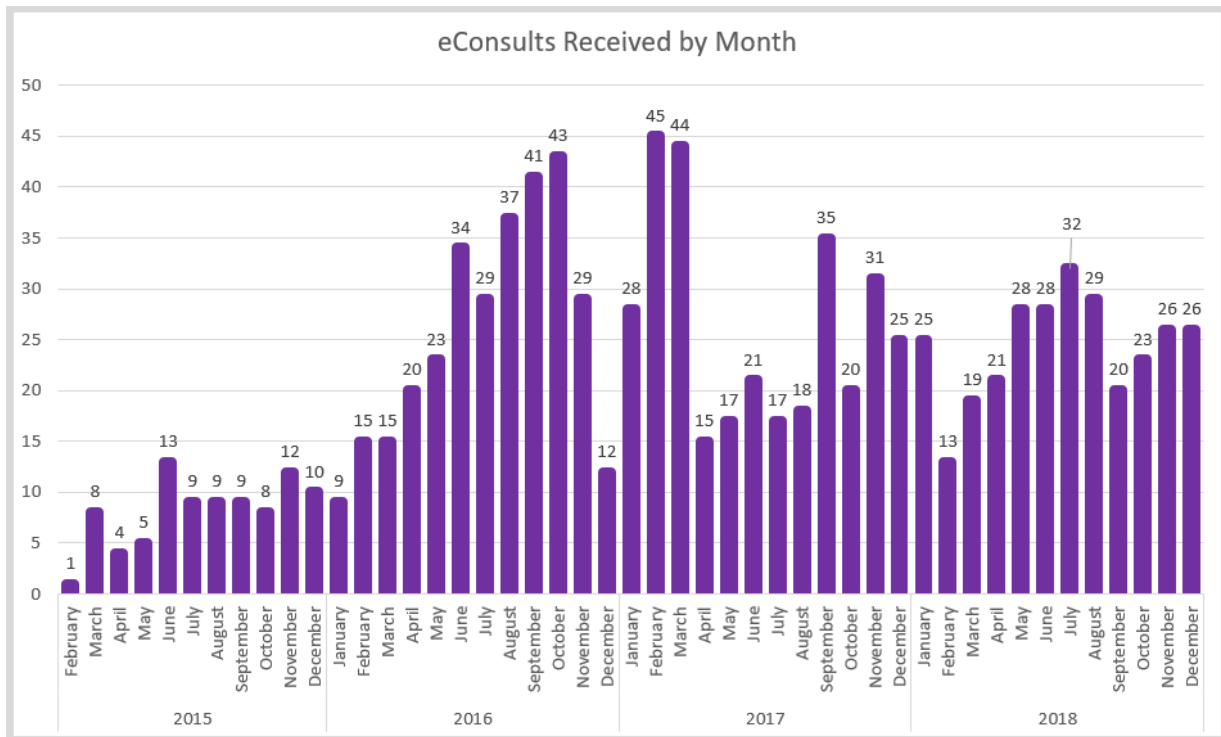
<sup>2</sup> Please see Executive Notes for an explanation of slight discrepancies between LHIN and sub-region totals.

<b>LHIN 13 – ONE ID Penetration by Sub-Region*</b>			
<b>Sub-Region**</b>	<b>Physicians</b>	<b>Nurses</b>	<b>Total</b>
Algoma	110	146	256
Cochrane	68	160	228
James and Hudson Bay Coasts	7	6	13
Nipissing-Temiskaming	126	158	284
Sudbury-Manitoulin-Parry Sound	287	305	592
<b>Total</b>	<b>598</b>	<b>775</b>	<b>1,373</b>

*\*Source: eHealth Ontario and OntarioMD*

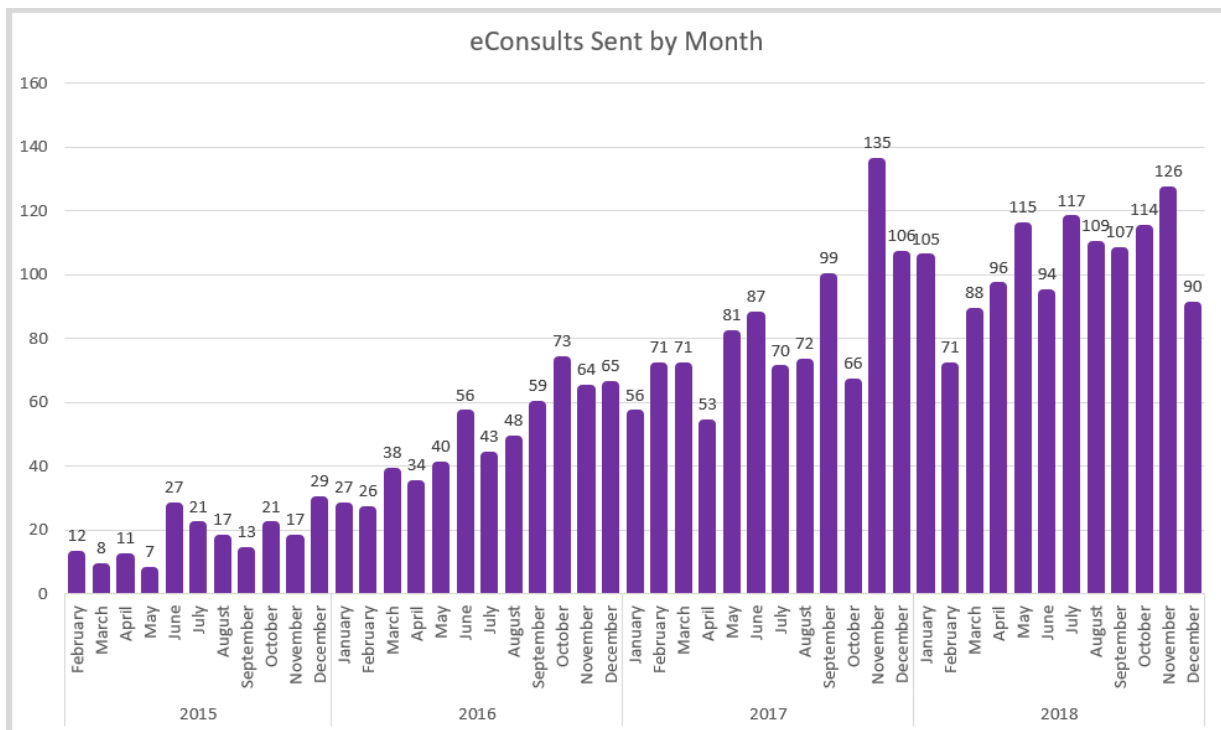
*\*\* Totals may be slightly lower than those for the LHIN due to not being able to map all the records to a sub-region.*

### Number of eConsults Received by LHIN 13 Specialists through the Ontario eConsult Program\*



\*Includes eConsults from Requesting Clinicians from inside and outside the LHIN

### Number of eConsults Sent by LHIN 13 Requesting Clinicians - Ontario eConsult Program\*\*



\*\*Includes eConsults sent to Specialists inside and outside the LHIN

## 1.14 Appendix N: LHIN 14 – North West

LHIN 14 - Provincial Product/Service % Penetration		
Product	LHIN 14 Penetration <sup>1</sup>	Change
eNotifications (Hospitals)*	100%	
HRM (Physicians)	2%	
HRM (Hospitals)	0%	
OLIS (Physicians)*	34%	

\*OntarioMD has re-counted eligible hospital sites for HRM and eNotifications to align with the Ministry of Health Eligible Hospital Sites. Details of additional sites and their effect on penetration rates were provided in the April 2018 LHIN Report. There is no change in denominator for HRM and eNotifications sites for LHIN 14 in May 2018.

LHIN 14 - Physicians by Vendor/OntarioMD Service						
EMR Vendor	Physicians Live on Certified EMR <sup>2</sup>				HRM	OLIS* Access Through EMR
	GP	SP	Unknown	Total		
ABELSoft Corporation	6	1		7		8
Alpha Healthcare Inc.						
AwareMD						
Canada Health Systems Inc.	1	3		4		4
Indivica Inc.	1			1		1
OSCAR EMR	52			52		4
P&P Data Systems Inc.	14	6		20		2
QHR Technologies Inc.	34	19		53	5	63
TELUS	85	46	3	134	4	98
YES Medical System						
York-Med Systems Inc.						
<b>Total</b>	<b>193</b>	<b>75</b>	<b>3</b>	<b>271</b>	<b>9</b>	<b>180</b>

\* Source: eHealth Ontario

<sup>1</sup> HRM Penetration is based on Live Physicians, not Enrolled Physicians.

<sup>2</sup> Numbers have been updated to reflect the actual number of physicians, not funding positions.



LHIN 14 - Physicians by OntarioMD-Certified Vendor/Sub-Region <sup>1 2</sup>					
OntarioMD Certified Vendor	City of Thunder Bay	District of Kenora	District of Rainy River	District of Thunder Bay	Northern
ABELSoft Corporation	1			6	
Alpha Healthcare Inc.					
AwareMD					
Canada Health Systems Inc.	4				
Indivica Inc.					
OSCAR EMR	17	1			34
P&P Data Systems Inc.	2	18			
QHR Technologies Inc.	25	7	15	5	1
TELUS	85	27	5	14	2
YES Medical System					
York-Med Systems Inc.					
<b>Total</b>	<b>134</b>	<b>53</b>	<b>20</b>	<b>26</b>	<b>37</b>

<sup>1</sup> Numbers have been updated to reflect the actual number of physicians, not funding positions.

<sup>2</sup> Please see Executive Notes for an explanation of slight discrepancies between LHIN and sub-region totals.

LHIN 14 - Physicians by Sub-Region /Service			
Sub-Region	Physicians Live on Certified EMR <sup>1 2</sup>	HRM	OLIS* Access Through EMR
City of Thunder Bay	134	2	78
District of Kenora	53		31
District of Rainy River	20	5	20
District of Thunder Bay	26		34
Northern	37		17
<b>Total</b>	<b>270</b>	<b>7</b>	<b>180</b>

\*Source: eHealth Ontario

<sup>1</sup> Numbers have been updated to reflect the actual number of physicians, not funding positions.

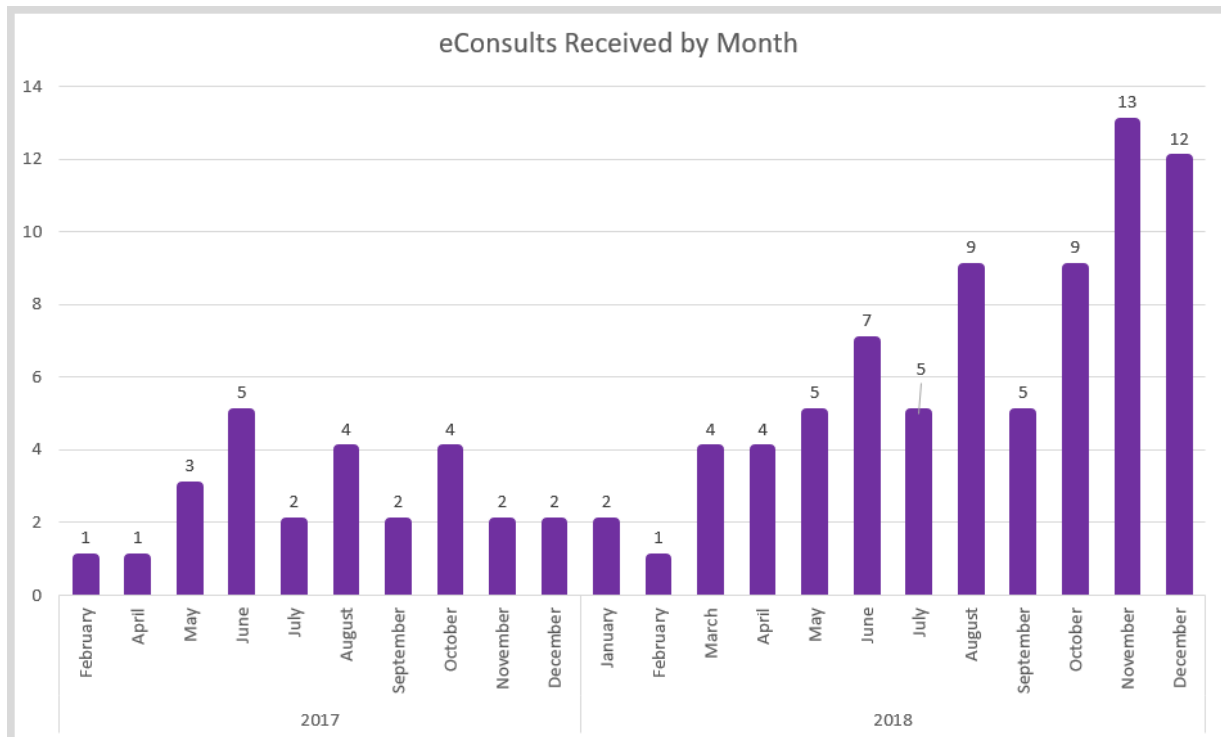
<sup>2</sup> Please see Executive Notes for an explanation of slight discrepancies between LHIN and sub-region totals.

LHIN 14 – ONE ID Penetration by Sub-Region*			
Sub-Region**	Physicians	Nurses	Total
City of Thunder Bay	213	186	399
District of Kenora	47	124	171
District of Rainy River	20	11	31
District of Thunder Bay	17	9	26
Northern	24	2	26
<b>Total</b>	<b>321</b>	<b>332</b>	<b>653</b>

\*Source: eHealth Ontario and OntarioMD

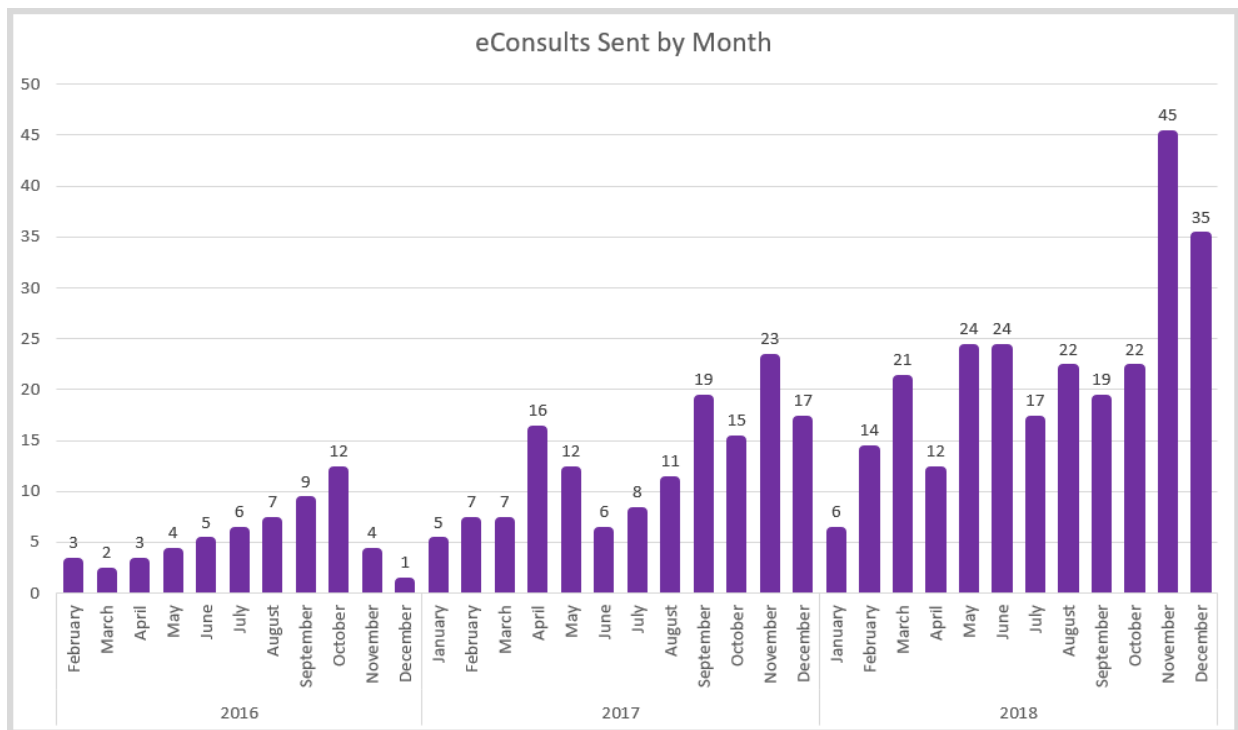
\*\* Totals may be slightly lower than those for the LHIN due to not being able to map all the records to a sub-region.

### Number of eConsults Received by LHIN 14 Specialists through the Ontario eConsult Program\*



\*Includes eConsults from Requesting Clinicians from inside and outside the LHIN

### Number of eConsults Sent by LHIN 14 Requesting Clinicians - Ontario eConsult Program\*\*



\*\*Includes eConsults sent to Specialists inside and outside the LHIN