



**OntarioMD Stakeholder Report**  
**Products and Services by LHIN**  
**August 2018**

**Prepared: September 2018**

# Contents

- 1. EXECUTIVE NOTES FOR AUGUST .....3**
- 2. INTRODUCTION .....5**
- 3. ONTARIO MD AND LOCAL HEALTH INTEGRATION NETWORKS.....5**
  - WHAT WE DO .....5
- 4. ONTARIO MD PRODUCTS AND SERVICES .....6**
- 5. PROOF OF CONCEPTS 2018..... 11**
- 6. TABLES BY VENDOR AND LHIN VIEW.....13**
  - TABLE 1: FAMILY PHYSICIANS, SPECIALISTS AND NURSE PRACTITIONERS BY ONTARIO MD-CERTIFIED EMR OFFERING PER PRODUCT / SERVICE ..... 13
  - TABLE 2: PRODUCT PENETRATION BY COMMUNITY-BASED FAMILY PHYSICIANS AND SPECIALISTS BY LHIN ..... 14
  - TABLE 3: HRM PRODUCT PENETRATION BY COMMUNITY-BASED FAMILY PHYSICIANS, SPECIALISTS AND NURSE PRACTITIONERS BY LHIN ..... 15
  - TABLE 4: ECONSULT PRODUCT PENETRATION BY PHYSICIANS AND NURSE PRACTITIONERS BY LHIN ..... 17
  - TABLE 5: EMR QUALITY DASHBOARD PHASE 2 PHYSICIAN PARTICIPATION BY LHIN..... 18**
  - TABLE 6: PRIVACY & SECURITY TRAINING COMPLETED BY LHIN..... 18**
- 7. APPENDICES.....19**
  - 1.1 APPENDIX A: LHIN 1 – ERIE ST. CLAIR ..... 19
  - 1.2 APPENDIX B: LHIN 2 – SOUTH WEST ..... 21
  - 1.3 APPENDIX C: LHIN 3 – WATERLOO WELLINGTON..... 23
  - 1.4 APPENDIX D: LHIN 4 – HAMILTON NIAGARA HALDIMAND BRANT..... 25
  - 1.5 APPENDIX E: LHIN 5 – CENTRAL WEST..... 27
  - 1.6 APPENDIX F: LHIN 6 – MISSISSAUGA HALTON ..... 29
  - 1.7 APPENDIX G: LHIN 7 – TORONTO CENTRAL..... 31
  - 1.8 APPENDIX H: LHIN 8 – CENTRAL ..... 33
  - 1.9 APPENDIX I: LHIN 9 – CENTRAL EAST ..... 35
  - 1.10 APPENDIX J: LHIN 10 – SOUTH EAST ..... 37
  - 1.11 APPENDIX K: LHIN 11 – CHAMPLAIN ..... 39
  - 1.12 APPENDIX L: LHIN 12 – NORTH SIMCOE MUSKOKA..... 41
  - 1.13 APPENDIX M: LHIN 13 – NORTH EAST..... 43
  - 1.14 APPENDIX N: LHIN 14 – NORTH WEST ..... 45

## 1. Executive Notes for August

### eAgreements

OntarioMD has launched eAgreements through OntarioMD.ca. eAgreements enables physicians who are registered users of OntarioMD.ca to manage their multiple user agreements for digital health services in a single convenient online location; replacing the need to track paper copies. The service was launched to a limited number of physicians on August 21 and will now be expanded to our broader community.

### Supporting Our Partners

OntarioMD now supports over 16,000 clinicians with innovative digital health and quality improvement tools and approaches to address their practice needs. OntarioMD also supports its partners using a streamlined onboarding approach that bundles multiple digital health offerings into a single visit, appreciated by clinicians for being more efficient and convenient.

### ***eHealth Ontario, Toronto Central LHIN, Northern and Eastern Region LHINs, University Health***

***Network*** - OntarioMD is actively onboarding primary care physicians for the Digital Health Services Bundle on behalf of its partners, eHealth Ontario, Toronto Central (TC) LHIN, the Northern and Eastern Region (NER) LHINs, University Health Network (UHN) and the Ontario Telemedicine Network (OTN). OntarioMD is working with additional LHINs to expand this model. Onboarding is well underway in the TC LHIN area. The Digital Health Services Bundle includes:

- **ONE® ID** - eHealth Ontario's identity and access management service that enables health care providers to access secure provincial digital health assets such as eConsult.
- **ONE Mail** - eHealth Ontario's encrypted email service that lets registered health care professionals share patient information quickly, confidently and securely.
- **ConnectingOntario Clinical Viewer** – A secure web-based portal that enables authorized health care providers to view digital health records from across Ontario.
- **Ontario eConsult Program** – A provincial digital health service that enables requesting physicians and nurse practitioners to ask clinical questions to a specialist electronically and receive a response within days, often eliminating the need for an in-person patient visit.

***Ontario Telemedicine Network (OTN)*** - OntarioMD is working with OTN to integrate virtual care solutions with provider electronic medical records (EMRs) and make it easier for physicians to engage in powerful virtual care applications. We are also supporting the deployment of an array of OTN's integrated virtual care tools, including eConsult and eVisit Primary Care (a pilot in partnership with Ontario's LHINs to connect patients with their family physicians via secure messaging, audio and video). OTN, in turn, is collaborating with OntarioMD on the integration of the OTN eConsult platform with OntarioMD-certified EMRs and is leveraging OntarioMD's Health Report Manager (HRM) to deliver patient documentation to EMRs.

**Ministry of Health and Long-Term Care** – OntarioMD continues preparation for work on immunization reporting directly through certified electronic medical records (EMRs). An integrated approach will allow physicians to submit and view their patients' immunization data through the Digital Health Immunization Repository (DHIR) to ensure they and Public Health Units have the most up-to-date immunization information to protect Ontarians from infectious diseases.

### **OntarioMD Educational Events**

OntarioMD offers a range of learning opportunities as part of our commitment to educating physicians and their staff on digital health best practices. Twice a year, OntarioMD hosts the EMR: Every Step Conference, the largest conference series in Canada dedicated to digital health and EMRs. We also host about 12 regional seminars and present and exhibit at many digital health and primary care events. We would be pleased to speak at events hosted by LHINs and other stakeholders.

### ***On the Road with OntarioMD***

Our 'On the Road with OntarioMD' regional educational seminars offer one hour of didactic learning on a very relevant topic for physician practices - Partnered Efforts in Safe Opioid Prescribing. The events begin with a presentation followed by small group learning with Peer Leaders who use the same EMRs as the attendees. Attendee feedback continues to be excellent and physicians and their staff have said they value the Peer Leader presentation and the time they get to spend with the Peer Leaders at the table discussions. The sessions are CME-accredited by the College of Family Physicians of Canada's Ontario Chapter for two hours of Mainpro+ credits. The seminars will resume in the fall in Scarborough on November 28. Other dates and venues for the fall season are being confirmed.

### ***EMR: Every Step Conferences***

Registration is open for the EMR: Every Step Conference in Toronto on September 27 at <https://www.ontariomd.ca/pages/emr-every-step-conference---toronto-2018.aspx>. The Toronto conference attracts close to 1,000 attendees annually. The opening keynote address will be given by Julie Drury, Chair of the Minister's Patient and Family Advisory Council. Julie's personal and professional experience is helping advise the government on key health care priorities that will have a real impact on patient care and patient experience in Ontario. The closing keynote speaker is Dr. Julielynn Wong, internationally recognized as a 3D printing, drone, robotics, telemedicine and digital health pioneer who uses cutting-edge technology to deliver healthcare solutions across diverse environments.

## 2. Introduction

The purpose of this report is to provide OntarioMD's partners and stakeholders with a monthly update on the provincial view of community-based family physicians' and community specialists' adoption and optimized use of certified EMRs and other digital health tools and services integrated with certified EMRs. Except where indicated, this report does not include information about adoption of the referenced digital health applications by nurse practitioners or other health care service providers.

By helping physicians become more proficient EMR users, OntarioMD helps them realize the clinical value and full potential digital health tools and services to enhance patient care. These tools and services are also improving Ontarians' access to care and improving clinical outcomes through integration with EMRs and an increasingly integrated and coordinated health care system.

## 3. OntarioMD and Local Health Integration Networks

OntarioMD is focused on the delivery of digital health products and services that translate into clinical value for physicians and their patients. OntarioMD has the infrastructure, relationships and experience to deliver cost-effectively the full spectrum of high-quality digital health programs and services for clinicians across the province. It works closely, and in partnership, with other health care organizations across the province, including the 14 Local Health Integration Networks (LHINs).

Our regional OntarioMD staff take a holistic approach to working with physician practices, bundling products and change management services on behalf of the LHINs for efficient visits to practices. This reduces multiple touchpoints to the physician office and streamlines training and onboarding, so physicians can spend less time on administration and more time on patient care.

### **What We Do**

- Connect physician practices to digital health tools that improve access to care, clinical outcomes and decision-making, such as OntarioMD's Health Report Manager (HRM), eNotifications, the EMR Quality Dashboard, Ontario eConsult Program and the Ontario Laboratories Information System (OLIS). We are also deploying the ConnectingOntario Clinical Viewer, ONE® Mail and ONE ID on behalf of eHealth Ontario and many LHINs.
- Provide physicians with trusted advice, guidance and support from OntarioMD staff, located across Ontario, to optimize EMR and digital health use and realize quality improvements
- Provide in-depth, hands-on support for physicians' quality improvement goals through the EMR Practice Enhancement Program (EPEP)'s experienced Practice Enhancement Consultants

- Mentor physician practices with practical EMR tips from physician, nurse and clinic manager Peer Leaders who understand how physicians practice and share their expertise with the same EMR
- Manage EMR vendors and deliver a trusted EMR certification program that assesses and monitors EMR offerings for compliance with the Ontario EMR Specifications. OntarioMD certification provides assurance to physicians that their EMRs are providing clinical value and are facilitating the exchange of EMR data. Vendors know that OntarioMD understands clinicians and how to bring digital health tools into their practices.

#### **4. OntarioMD Products and Services**

OntarioMD products and services are provincial digital health assets for clinicians and centered around patients. Enabling the flow of patient information directly to OntarioMD-certified EMRs supports:

- Access to care, services and health information
- Enhances the efficiency of the health system
- Strengthens quality, effectiveness and accountability
- Stimulates innovation and growth

OntarioMD receives funding from the Ministry of Health and Long-Term Care (MOHLTC), with a mandate to support connectivity, interoperability, and integration of EMRs with the digital health delivery system more broadly and to work with clinicians to optimize the clinical value of their certified EMRs to provide enhanced care to their patients.



#### **CLIENT SERVICES AND ENGAGEMENT**

OntarioMD staff work closely with physician practices to address their needs and enable them to enhance clinical value through technology. They assist practices to successfully navigate enrolment, onboarding and deployment processes, including completing subscription agreements for products such as Health Report Manager (HRM). They work with EMR vendors when necessary to facilitate connectivity, educate on functionality and to advocate when issues arise; all to ensure optimized use of the EMR and enhance the quality of care for patients.

With partner LHINs, OntarioMD staff work to ensure the efficient delivery of products and services by working locally to provide change management services to integrate physician practices with new digital health solutions. Physicians and their staff are supported through the EMR Practice Enhancement Program (EPEP) to develop step-by-step advice and plans, tools and techniques based on the specific needs of patients and the practice all designed to optimize use of the EMR and other digital

health tools. This knowledge and expertise lead to improvements in practice efficiency and a better experience for patients and practice staff.

Some of the top examples of how OntarioMD staff have helped practices include change management strategies for improving:

- Data standardization, quality and integrity
- Preventive care
- Internal workflow processes to enhance the patient experience
- Communications, etc.

In addition, OntarioMD staff share their experience in using EMRs and other digital health tools to:

- Manage chronic diseases
- Eliminate appointment backlogs
- Manage documents
- Conduct effective queries, and much more.

Physician practices can request a meeting with OntarioMD staff by contacting [support@ontariomd.com](mailto:support@ontariomd.com).



The EMR Practice Enhancement Program (EPEP) is a provincial change management service designed to help physicians enhance their EMR skills and efficiency to improve clinical and practice outcomes. No matter the current level of EMR skill, EPEP offers a current state analysis of EMR use, practice workflow and data quality to help physicians move beyond data capture and use information to improve patient care and practice efficiency to the physician's desired level of EMR maturity.

EPEP is based on OntarioMD's [EMR Maturity Model](#), an evidence-based framework for measuring, understanding and enhancing EMR use. The program provides in-depth, hands-on support from expert EMR users to help physicians create a plan, enriched with quality improvement methodology, that reflects unique practice priorities, leading to improved workflow, efficiency and patient care.

To get started with EPEP, physicians are encouraged to complete an [EMR Progress Assessment \(EPA\)](#), which is designed to help physicians identify their current EMR skill level and areas in which they would like to improve. Email [epep@ontariomd.com](mailto:epep@ontariomd.com) for more information or to request a consultation.



## PEER LEADER PROGRAM

OntarioMD's Peer Leader Program is a provincial network of physicians, nurses and clinic managers who are expert users of OntarioMD-certified EMRs. They support physician practices to realize increasing clinical value from their EMRs.

Peer Leaders provide consulting services to physician practices that can lead to more efficient EMR use and workflow, optimization of existing EMR functions and access to additional ones, improved clinical decision support, and much more. They also provide guidance to OntarioMD on physician practice perspectives and priorities with regards to the development of innovation and enhancements to current OntarioMD programs. Peer Leaders are highly skilled thinkers in advanced EMR and digital health use, moving health system policy to practice, and quality improvement.

Contact [peer.leader.program@ontariomd.com](mailto:peer.leader.program@ontariomd.com) to request a Peer Leader. Peer Leaders are also available for consultation at OntarioMD's EMR: Every Step Conferences, our 'On the Road with OntarioMD' educational seminars, and other regional events.



## HEALTH REPORT MANAGER

Health Report Manager (HRM) is an award-winning digital health solution developed by OntarioMD. It improves communication among health care providers by enabling physician practices using an OntarioMD-certified electronic medical record (EMR) to securely receive patient reports electronically from hospitals and other health care facilities directly into their EMRs. By eliminating paper reports, HRM makes report delivery safer and more secure while saving time and money for both hospitals and specialty facilities that send reports as well as the physician practices that receive them.

More than 9,000 physicians in the 14 LHINs across Ontario are now receiving reports from hundreds of hospitals, as well as eNotifications, Ontario Telemedicine Network tele-homecare reports, and reports from the Centre for Mental Health and Addictions (CAMH). Physician practices are benefitting from the security, scalability, ease, and speed of HRM report delivery to follow up with their patients and continue appropriate treatment. OntarioMD staff have worked with thousands of physicians to incorporate HRM into their workflow to better inform clinical decisions that result in better patient outcomes and more efficient practices.

OntarioMD is leading the expansion and continuous enhancement of HRM across the province in collaboration with the LHINs and other delivery partners. To sign up for HRM, email [support@ontariomd.com](mailto:support@ontariomd.com).





## eNOTIFICATIONS

eNotifications are sent through HRM to alert physicians and their practices in real time when a patient has been discharged from an emergency department, or admitted or discharged from an in-patient unit. Physicians receive them much sooner than discharge summaries, which take longer for hospitals to prepare and transmit. Thanks to their timeliness, eNotifications improve care coordination between hospitals and family physicians, especially with respect to hospital visits of complex care patients. eNotifications also support Health Links by enabling faster and safer follow-up treatment, and potentially reducing hospital readmissions. Physicians already connected to HRM will automatically receive eNotifications. Once they do, OntarioMD staff can assist clinicians to understand how eNotifications fit into their workflows. eNotifications have been recognized by Accreditation Canada as a Leading Practice for communication and patient safety.

OntarioMD is leading the expansion of eNotifications to primary care across the province and works collaboratively with Health Shared Services Ontario and LHINs towards enabling hospitals to send eNotifications. For more information on using eNotifications, email [support@ontariomd.com](mailto:support@ontariomd.com).



## EMR CERTIFICATION PROGRAM

OntarioMD is Ontario's EMR certification body and manages the EMR Certification Program. The EMR Certification Program is the only current mechanism in Ontario through which to translate Ministry priorities, manage EMR vendors and drive EMR use by physicians. OntarioMD has well over 10 years of experience working with EMR vendors and their products and vendors value OntarioMD's understanding of clinician practices and their experience in delivering digital health tools integrated with EMRs.

Certified EMRs are a mandatory requirement for physician practices to access provincial digital health applications such as HRM, eNotifications and OLIS. More than 15,000 physicians and over 1,000 nurse practitioners use OntarioMD-certified EMR products. The EMR Certification Program continuously evolves certified EMRs, taking into account clinicians' needs and the future of digital health in Ontario and the rest of Canada. It also helps physician practices leverage new EMR functionality that leads to their optimized use of a certified EMR.

OntarioMD has moved to open certification, which allows new vendors to apply for certification at any time and enables OntarioMD to respond more quickly to evolving system needs. For more information, email [emr@ontariomd.com](mailto:emr@ontariomd.com).



## OLIS DEPLOYMENT

OntarioMD is leading the deployment of OLIS to physician practices on behalf of eHealth Ontario. OLIS is a system that connects hospitals, community laboratories, public health laboratories and practitioners to facilitate the secure electronic exchange of laboratory test orders and results. Clinicians using an OntarioMD-certified EMR can access the latest lab results for their patients or perform patient queries. To sign up for OLIS, email [support@ontariomd.com](mailto:support@ontariomd.com).



## PRIVACY TRAINING AND RESOURCES

OntarioMD provides privacy, security and legal expertise to physician practices to educate them about their role and responsibilities as Health Information Custodians under the *Personal Health Information Protection Act* (PHIPA). Privacy and security tools and resources are available to all physicians and are regularly updated to address emerging technology or new cyberthreats. OntarioMD offers a comprehensive online Privacy and Security Training Module to support community-based physicians' access to provincial digital health assets. The module covers topics such as safeguarding PHI and other confidential data from breaches, and how to comply with obligations under PHIPA. Completion of the module is a prerequisite for enrolment into the ConnectingOntario Clinical Viewer and other digital health programs.

The OntarioMD Privacy and Security Training Module was developed with input from the College of Physicians and Surgeons of Ontario (CPSO), the Canadian Medical Protective Association (CMPA), the Ontario Medical Association (OMA) and eHealth Ontario. It has been certified as a Self-Learning Program by the College of Family Physicians of Canada for two Mainpro+ credits.

The OntarioMD Privacy and Security Training Module is available at [OntarioMD.ca](http://OntarioMD.ca), and can be accessed from any device that connects to the Internet. Physicians and their staff must be registered users of [OntarioMD.ca](http://OntarioMD.ca) to access the training and can log in with their email and password. In addition to the online training, [OntarioMD.ca](http://OntarioMD.ca) offers supplementary resources that all health care professionals can download for reference.



## EMR: EVERY STEP CONFERENCE

The EMR: Every Step Conference is OntarioMD's flagship event and Canada's largest EMR conference series. It is focused on educating physician practices on realizing the full benefits of a certified EMR and other digital health tools.

Two conferences are held each year in locations across Ontario. The conference in Toronto attracts close to 1,000 attendees each year. Attendees pick up valuable EMR optimization tips, hear about the

latest digital health innovations for primary care, and gain quality improvement advice at educational sessions offered across different streams of learning. The conferences provide up to 7.5 Mainpro+ credits for family physicians and the credits are transferrable for specialists. Registration is now open for our 2018 EMR: Every Step conference in Toronto on September 27, 2018. Content for the Toronto conference is developed from abstracts submitted by physicians and their staff as well as stakeholders. To learn more, [visit ontariomd.ca](http://visit.ontariomd.ca) or contact [omd.events@ontariomd.com](mailto:omd.events@ontariomd.com).

## 5. Proof of Concepts 2018



OntarioMD continues to deploy eConsult to physician practices and expand eConsult EMR Integration in collaboration with eHealth Ontario and OTN to more users of Accuro® EMR and OSCAR. The eConsult EMR Integration complements physician workflow when using eConsult and promotes increased adoption by EMR users. The initiative aligns with the provincial architectural blueprint to integrate EMRs with provincial digital health assets.

The learnings from the first phase of the initiative were incorporated into a draft Specification for eConsult EMR Integration which OntarioMD has published for all EMR vendors on OntarioMD.ca.



OntarioMD is leading an initiative that is demonstrating continuous quality improvement in the clinical value of EMRs through an EMR Quality Dashboard. The Dashboard provides a framework for real-time access to an introductory set of high-value provincial indicators from Health Quality Ontario (HQO), the Canadian Institute for Health Information (CIHI) and the Association of Family Health Teams of Ontario (AFHTO), along with indicators to improve management of physician practices. An example of an indicator is the percentage of eligible patients within a roster who have been screened for colorectal cancer. Physicians will see this indicator and other population health indicators at a glance and can develop action plans for proactive patient care.

OntarioMD worked with TELUS Health and OSCAR EMR and over 100 physicians on Phase 1 of the EMR Quality Dashboard Proof of Concept. The [Phase 1 Benefits Evaluation](#), [Final Report](#), a [summary of key findings and next steps](#), and [frequently asked questions](#) have been published on OntarioMD.ca.

Phase 2 of the initiative launched in October 2017 and will run to December 2018. It will expand the number of indicators in the Dashboard and will increase participation by up to 400 additional physicians to further demonstrate the framework's value. During Phase 2, we will:

- further identify and refine dashboard indicators,
- deploy to more physicians across all LHINs, and
- define a business plan for a provincial EMR Quality Dashboard solution.

For more information on OntarioMD's EMR Quality Dashboard initiative, email [EMRdashboard@ontariomd.com](mailto:EMRdashboard@ontariomd.com).

## 6. Tables by Vendor and LHIN View

**Table 1: Family Physicians, Specialists and Nurse Practitioners by OntarioMD-Certified EMR Offering per Product / Service**

EMR Vendor with a Certified EMR Offering	Physicians Live on a Certified EMR				HRM				eNotifications	Physicians Connected to OLIS <sup>1</sup>
	FP*	SP**	Unknown	Total	FP	SP	NP	Live		
ABELSoft Corporation	218	265	15	498	67	71	1	139	84	378
Alpha Healthcare Inc.	51	16	2	69	34	7		41	40	58
Canada Health Systems Inc.	317	110	14	441	177	54	1	232	193	300
Indivica Inc.	510	100	8	618	396	73	3	472	412	260
OSCAR EMR	1,286	672	15	1,973	708	287	17	1,012	833	952
P&P Data Systems Inc.	459	86	5	550	159	10	7	176	154	297
QHR Technologies Inc.	1,962	1,680	163	3,805	1,142	839	120	2,101	1,280	3,410
TELUS	5,636	1,270	127	7,033	3,772	543	489	4,804	4,015	5,940
YES Medical Systems	10	41	6	57	3	16		19	10	51
York-Med Systems Inc.	27	63	2	92	12	22		34	19	76
<b>Total</b>	<b>10,476</b>	<b>4,303</b>	<b>357</b>	<b>15,136<sup>2</sup></b>	<b>6,470</b>	<b>1,922</b>	<b>638</b>	<b>9,030</b>	<b>7,040</b>	<b>11,722</b>

<sup>1</sup> Source: eHealth Ontario

<sup>2</sup> Numbers reflect the actual number of physicians, not funding positions.

\* FP = Community-based Family Physicians

\*\* SP = Community-based Specialists

**Table 2: Product Penetration by Community-Based Family Physicians and Specialists by LHIN**

LHIN	No. of Physicians participating in provincial product / service <sup>1</sup>					Estimated number of FP and SP <sup>3</sup>			FP Penetration
	FP	SP	Unknown	Total	Change <sup>2</sup>	FP	SP <sup>5</sup>	Total	%
1. Erie St. Clair	355	187	15	557	7	462	473	935	77%
2. South West	803	265	14	1,082	21	884	1,225	2,109	91%
3. Waterloo Wellington	582	219	15	816	16	672	562	1,234	87%
4. Hamilton Niagara	974	481	19	1,474	5	1,165	1,765	2,930	84%
5. Central West	512	236	18	766	7	648	523	1,171	79%
6. Mississauga Halton	858	308	22	1,188	5	1,064	980	2,044	81%
7. Toronto Central	1,392	791	32	2,215	54	1,703	3,918	5,621	82%
8. Central	1,278	629	34	1,941	34	1,655	1,600	3,255	77%
9. Central East	1,029	436	23	1,488	8	1,186	1,118	2,304	87%
10. South East	490	87	11	588	7	516	649	1,165	95%
11. Champlain	1,362	474	22	1,858	32	1,575	1,985	3,560	86%
12. North Simcoe Muskoka	407	129	10	546	14	442	345	787	92%
13. North East	426	101	12	539	9	588	436	1,024	72%
14. North West	198	75	4	277	9	304	193	497	65%
<b>Total</b>	<b>10,676</b>	<b>4,421</b>	<b>357</b>	<b>15,454<sup>4</sup></b>	<b>240</b>	<b>12,864</b>	<b>15,772</b>	<b>28,636</b>	<b>83%</b>

<sup>1</sup> Includes physicians participating in the EMR Adoption Program, HRM and OLIS

<sup>2</sup> Number reflects physicians who may have withdrawn or moved LHIN boundaries during the reporting period, and where LHIN information was unavailable from the data source.

<sup>3</sup> Source: OPHRDC (Ontario Physician Human Resource Data Centre) 2017 – please note that the total number of FPs and SPs reflects an increase of 836 physicians to the 2015 OPHRDC data point.

<sup>4</sup> Includes physicians where LHIN information was unavailable. Numbers reflect the actual number of physicians, not funding positions.

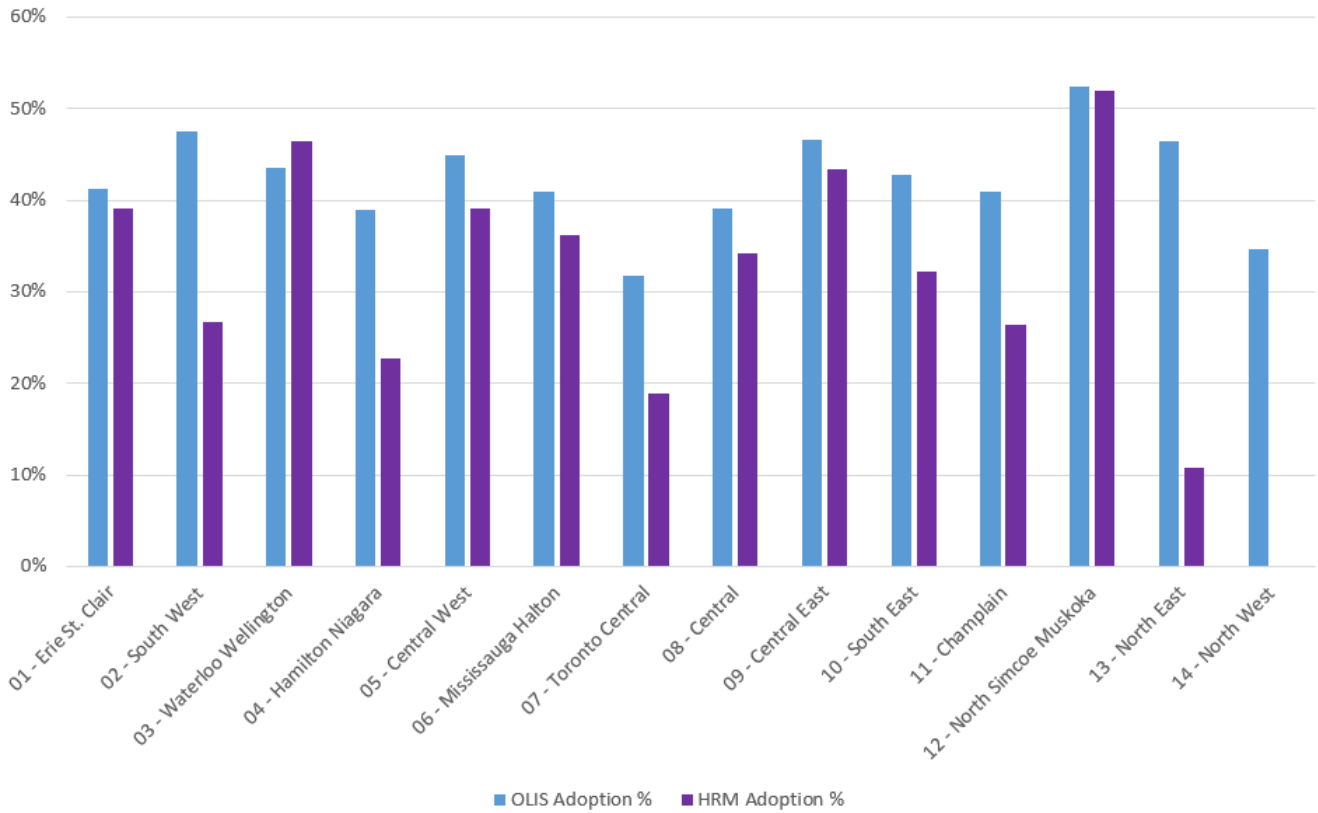
<sup>5</sup> Includes community and hospital-based specialists

**Table 3: HRM Product Penetration by Community-Based Family Physicians, Specialists and Nurse Practitioners by LHIN**

LHIN	Clinicians LIVE on HRM					Physicians Using eNotifications
	FP	SP	NP	Total	Change <sup>1</sup>	Total
1. Erie St. Clair	282	86	92	460	11	346
2. South West	490	74	65	629	13	472
3. Waterloo Wellington	459	118	65	642	12	482
4. Hamilton Niagara	511	156	10	677	24	566
5. Central West	320	138	17	475	-12	351
6. Mississauga Halton	578	162	25	765	16	613
7. Toronto Central	765	301	38	1,104	13	926
8. Central	814	315	22	1,151	45	899
9. Central East	749	256	82	1,087	16	795
10. South East	352	26	75	453	8	382
11. Champlain	736	208	58	1,002	20	805
12. North Simcoe Muskoka	337	76	84	497	7	345
13. North East	103	8	21	132	3	107
14. North West						
<b>Total</b>	<b>6,496</b>	<b>1,924</b>	<b>654</b>	<b>9,074</b>	<b>176</b>	<b>7,089</b>

<sup>1</sup>Number reflects clinicians who may have withdrawn or moved LHIN boundaries during the reporting period, and where LHIN information was unavailable from the data source.

### Provincial Product/Service Penetration by LHIN





**Table 4: eConsult Product Penetration by Physicians and Nurse Practitioners by LHIN**

LHIN	Physicians and NPs on eConsult
	Total <sup>1</sup>
1. Erie St. Clair	284
2. South West	630
3. Waterloo Wellington	460
4. Hamilton Niagara	690
5. Central West	215
6. Mississauga Halton	487 <sup>2</sup>
7. Toronto Central	1,212
8. Central	542
9. Central East	471
10. South East	485 <sup>3</sup>
11. Champlain	1,543 <sup>4</sup>
12. North Simcoe Muskoka	428
13. North East	654
14. North West	315
<b>Total</b>	<b>8,599<sup>5</sup></b>

<sup>1</sup> Provisioned (live) Physicians and NPs

<sup>2</sup> Includes physicians and NPs using eConsult BASE™ and OTN eConsult in Mississauga Halton LHIN

<sup>3</sup> Includes physicians and Nurse Practitioners using OTN BASE eConsult (SEAMO Pilot) and OTN eConsult in South East LHIN

<sup>4</sup> Includes physicians and Nurse Practitioners using eConsult and OTN eConsult in Champlain LHIN.

<sup>5</sup> Includes clinicians where LHIN information was unavailable.

**Table 5: EMR Quality Dashboard Phase 2 Physician Participation by LHIN**

LHIN	Forecast Target	Onboarded	Deployed	Training complete
01-Erie St. Clair	34	26	25	11
02-South West	34	31	30	26
03-Waterloo Wellington	42	28	25	25
04-Hamilton Niagara	32	59	46	36
05-Central West	23	20	18	11
06-Mississauga Halton	33	35	35	24
07-Toronto Central	39	41	38	31
08-Central	41	39	38	27
09-Central East	33	46	42	28
10-South East	35	10	6	6
11-Champlain	32	36	33	32
12-North Simcoe Muskoka	35	15	15	15
13-North East	43	9	8	7
14-North West	36	12	9	7
<b>Total</b>	<b>492</b>	<b>407</b>	<b>368</b>	<b>286</b>

**Table 6: Privacy & Security Training Completed by LHIN**

LHIN	Privacy Training Completion by Role (as of August 31, 2018)		Total
	Physician	Sponsored User	
1. Erie St. Clair	2	0	2
2. South West	6	3	9
3. Waterloo Wellington	10	72	82
4. Hamilton Niagara	11	0	11
5. Central West	3	5	8
6. Mississauga Halton	18	42	60
7. Toronto Central	100	38	138
8. Central	20	29	49
9. Central East	17	11	28
10. South East	9	0	9
11. Champlain	18	6	24
12. North Simcoe Muskoka	6	2	8
13. North East	10	11	21
14. North West	2	12	14
<b>Total</b>	<b>232</b>	<b>231</b>	<b>463</b>

## 7. Appendices

### Definitions:

**LHIN Penetration:** The % of eligible physicians or hospitals using provincial product/service; the % penetration for all LHINs is based on the denominator of 28,636 eligible physicians across all LHINs.

**Ontario Average:** Average % of eligible physicians or hospitals using product across all LHINs;

### 1.1 Appendix A: LHIN 1 – Erie St. Clair

LHIN 1 - Provincial Product/Service % Penetration		
Product	LHIN 1 Penetration <sup>1</sup>	Change
eNotifications (Hospitals)*	78%	
HRM (Physicians)	39%	1%
HRM (Hospitals)	89%	
OLIS (Physicians)*	41%	

\*OntarioMD has re-counted eligible hospital sites for HRM and eNotifications to align with the Ministry of Health and Long-Term Care's (MoHLTC) Eligible Hospital Sites. Details of additional sites and their effect on penetration rates were provided in the April 2018 LHIN Report.

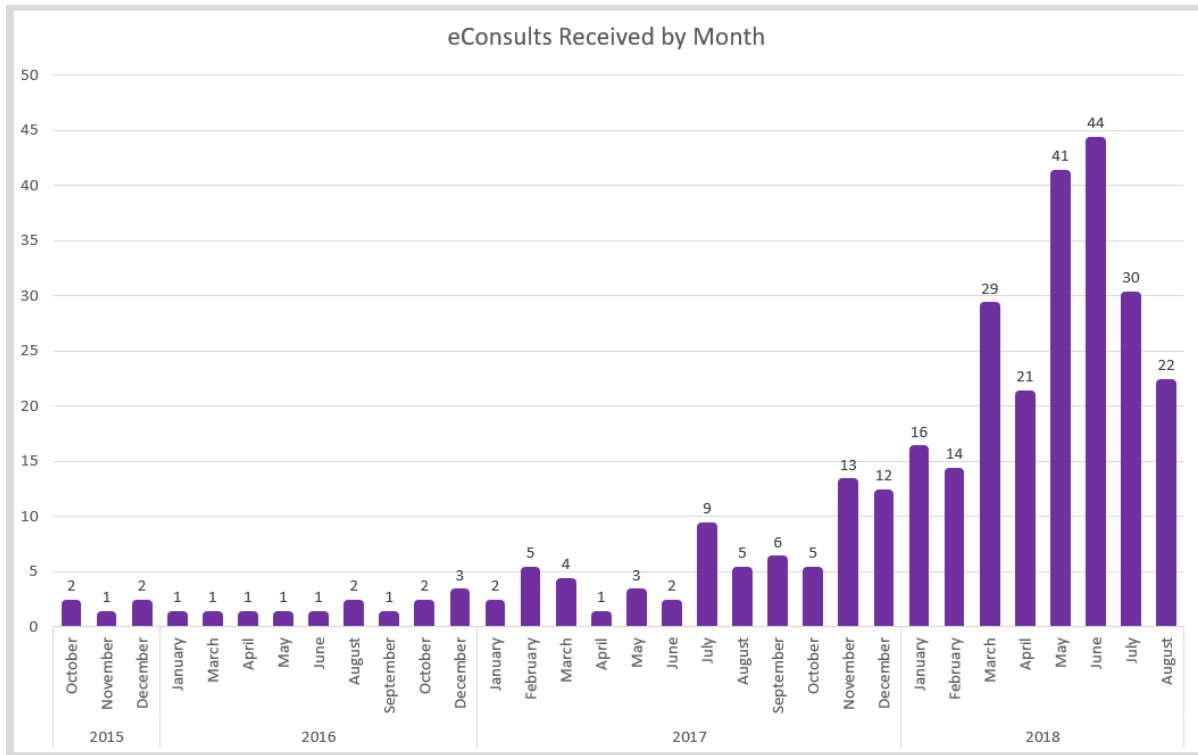
LHIN 1 – Physicians by Vendor/OntarioMD Service						
EMR Vendor	Physicians Live on Certified EMR <sup>2</sup>				HRM	OLIS* Access Through EMR
	GP	SP	Unknown	Total		
ABELSoft Corporation	10	13	5	28	6	19
Alpha Healthcare Inc.	4	1		5	4	5
Canada Health Systems Inc.	6	2		8	3	3
Indivica Inc.	1	1		2	1	2
OSCAR EMR	21	12		33	14	10
P&P Data Systems Inc.	2	2		4	2	2
QHR Technologies Inc.	117	97	8	222	147	161
TELUS	189	38	2	229	174	169
YES Medical Systems	2	6		8	5	8
York-Med Systems Inc.	1	10		11	9	6
<b>Total</b>	<b>353</b>	<b>182</b>	<b>15</b>	<b>550</b>	<b>365</b>	<b>385</b>

\*Source: eHealth Ontario

<sup>1</sup> HRM Penetration is based on Live Physicians, not Enrolled Physicians.

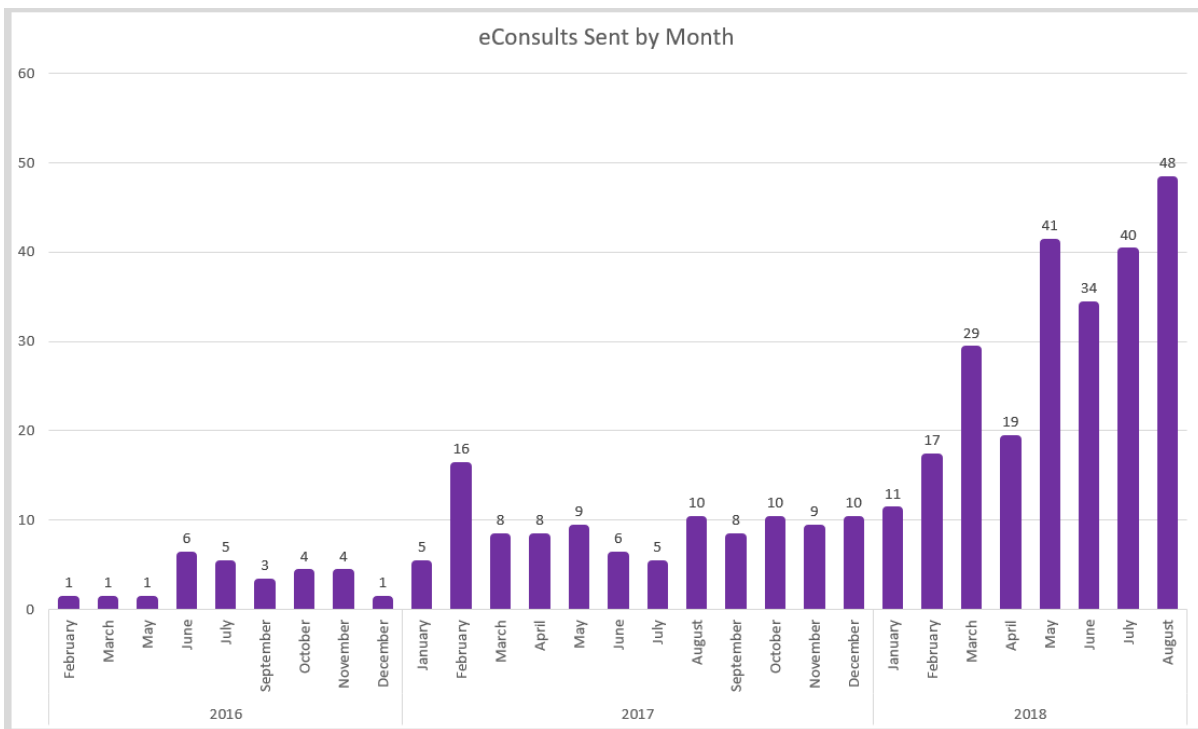
<sup>2</sup> Numbers have been updated to reflect the actual number of physicians, not funding positions.

**Number of eConsults Received by LHIN 1 Specialists through the Ontario eConsult Program\***



\*Includes eConsults from Requesting Clinicians from inside and outside the LHIN

**Number of eConsults Sent by LHIN 1 Requesting Clinicians - Ontario eConsult Program\*\***



\*\*Includes eConsults sent to Specialists inside and outside the LHIN

## 1.2 Appendix B: LHIN 2 – South West

LHIN 2 – Provincial Product/Service % Penetration		
Product	LHIN 2 Penetration <sup>1</sup>	Change
eNotifications (Hospitals)*	53%	16%
HRM (Physicians)	27%	1%
HRM (Hospitals)	100%	
OLIS (Physicians)*	47%	

\*OntarioMD has re-counted eligible hospital sites for HRM and eNotifications to align with the Ministry of Health Eligible Hospital Sites. Details of additional sites and their effect on penetration rates were provided in the April 2018 LHIN Report.

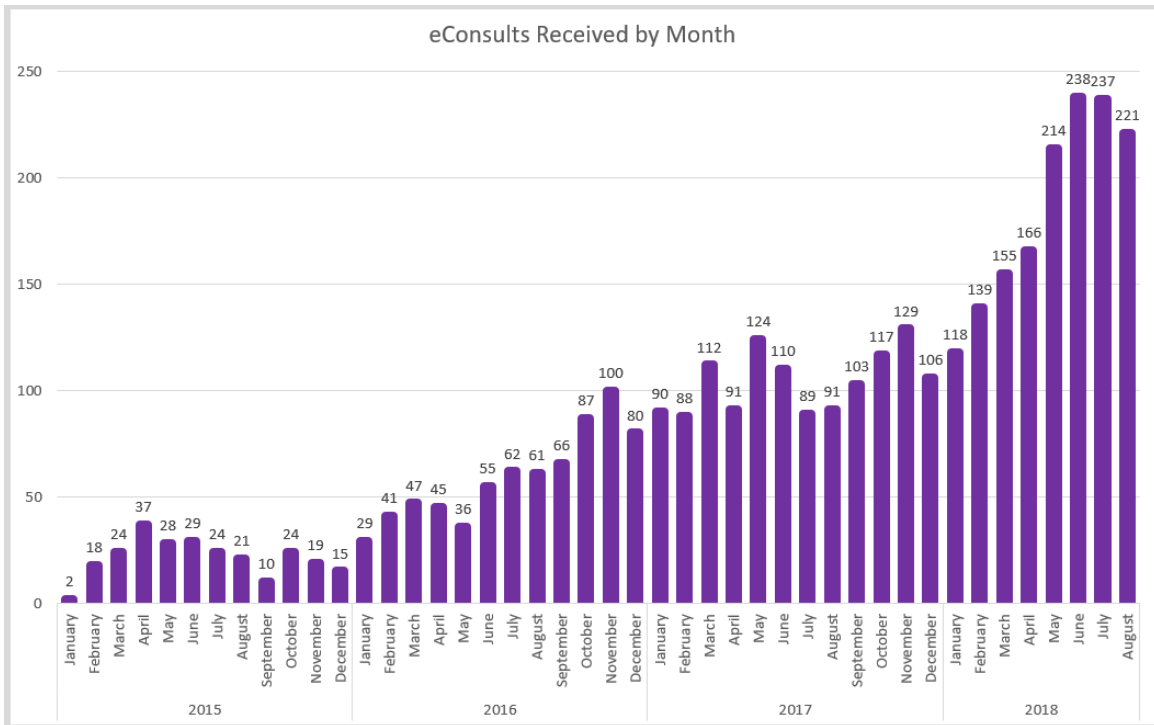
LHIN 2 – Physicians by Vendor/OntarioMD Service						
EMR Vendor	Physicians Live on Certified EMR <sup>2</sup>				HRM	OLIS* Access Through EMR
	GP	SP	Unknown	Total		
ABELSoft Corporation	11	7		18	2	21
Alpha Healthcare Inc.						
Canada Health Systems Inc.	5	4		9	1	10
Indivica Inc.						1
OSCAR EMR	44	26		70	27	39
P&P Data Systems Inc.	1	1		2		5
QHR Technologies Inc.	286	105	7	398	170	408
TELUS	451	112	7	570	362	512
YES Medical Systems		2		2		1
York-Med Systems Inc.	1	3		4	2	4
<b>Total</b>	<b>799</b>	<b>260</b>	<b>14</b>	<b>1,073</b>	<b>564</b>	<b>1,001</b>

\* Source: eHealth Ontario

<sup>1</sup> HRM Penetration is based on Live Physicians, not Enrolled Physicians.

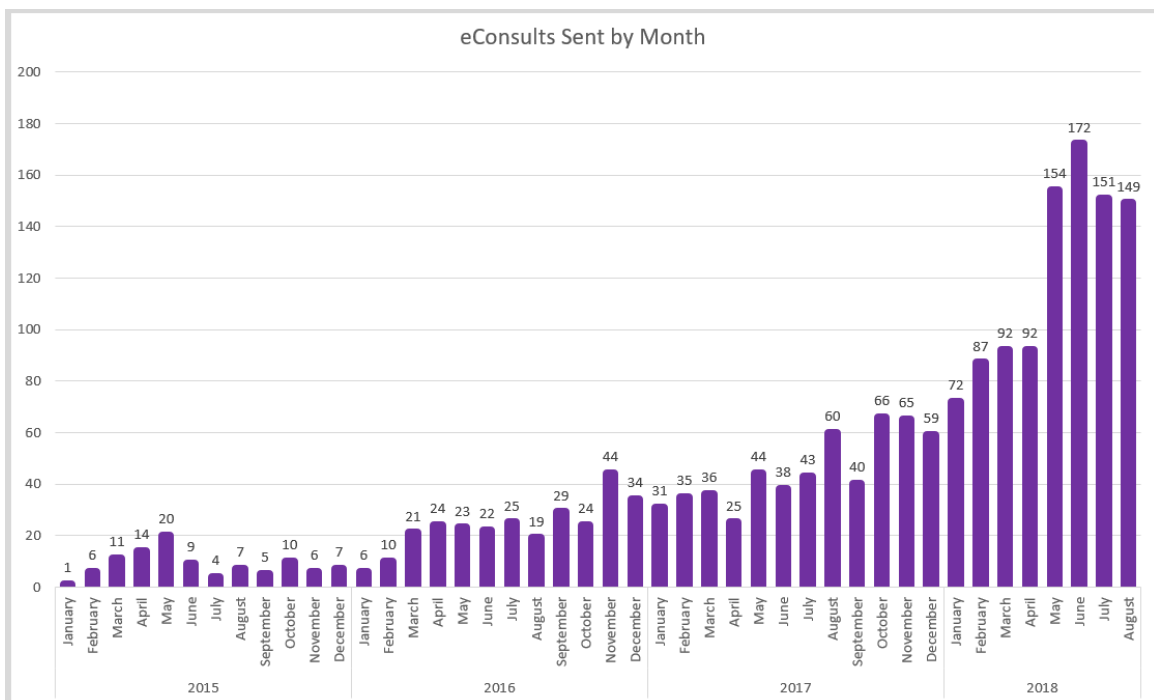
<sup>2</sup> Numbers have been updated to reflect the actual number of physicians, not funding positions.

## Number of eConsults Received by LHIN 2 Specialists through the Ontario eConsult Program\*



\*Includes eConsults from Requesting Clinicians from inside and outside the LHIN

## Number of eConsults Sent by LHIN 2 Requesting Clinicians - Ontario eConsult Program\*\*



\*\*Includes eConsults sent to Specialists inside and outside the LHIN

### 1.3 Appendix C: LHIN 3 – Waterloo Wellington

LHIN 3 – Provincial Product/Service % Penetration		
Product	LHIN 3 Penetration <sup>1</sup>	Change
eNotifications (Hospitals)*	0%	
HRM (Physicians)	46%	
HRM (Hospitals)	90%	
OLIS (Physicians)*	44%	1%

\*OntarioMD has re-counted eligible hospital sites for HRM and eNotifications to align with the Ministry of Health Eligible Hospital Sites. Details of additional sites and their effect on penetration rates were provided in the April 2018 LHIN Report. For LHIN 3, Grand River- Freeport Site was added in May 2018.

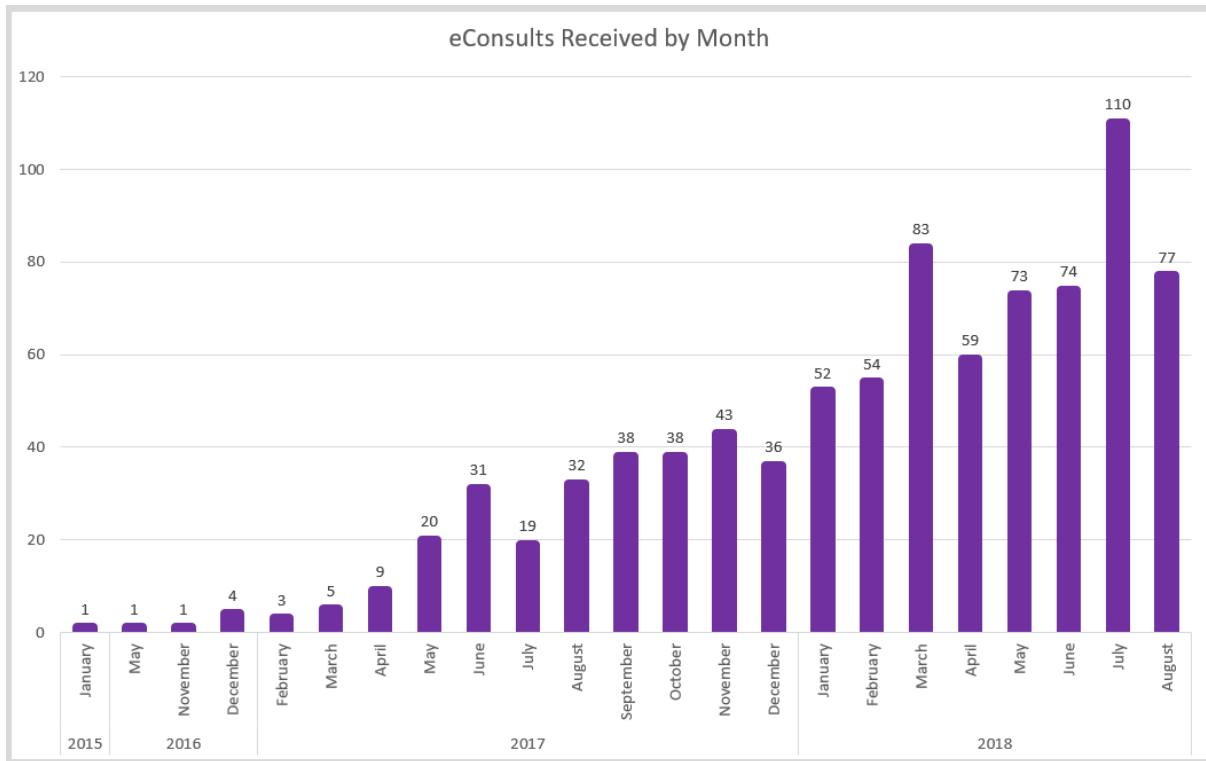
LHIN 3 - Physicians by Vendor/OntarioMD Service						
EMR Vendor	Physicians Live on Certified EMR <sup>2</sup>				HRM	OLIS* Access Through EMR
	GP	SP	Unknown	Total		
ABELSoft Corporation	12	2		14	10	8
Alpha Healthcare Inc.		2		2	1	3
Canada Health Systems Inc.	2	4		6	4	2
Indivica Inc.	1	8		9	8	5
OSCAR EMR	30	28		58	29	27
P&P Data Systems Inc.	31	2		33	7	3
QHR Technologies Inc.	24	94	1	119	69	56
TELUS	473	66	14	553	443	425
YES Medical Systems		3		3	1	4
York-Med Systems Inc.		6		6	1	4
<b>Total</b>	<b>573</b>	<b>215</b>	<b>15</b>	<b>803</b>	<b>573</b>	<b>537</b>

\* Source: eHealth Ontario

<sup>1</sup> HRM Penetration is based on Live Physicians, not Enrolled Physicians.

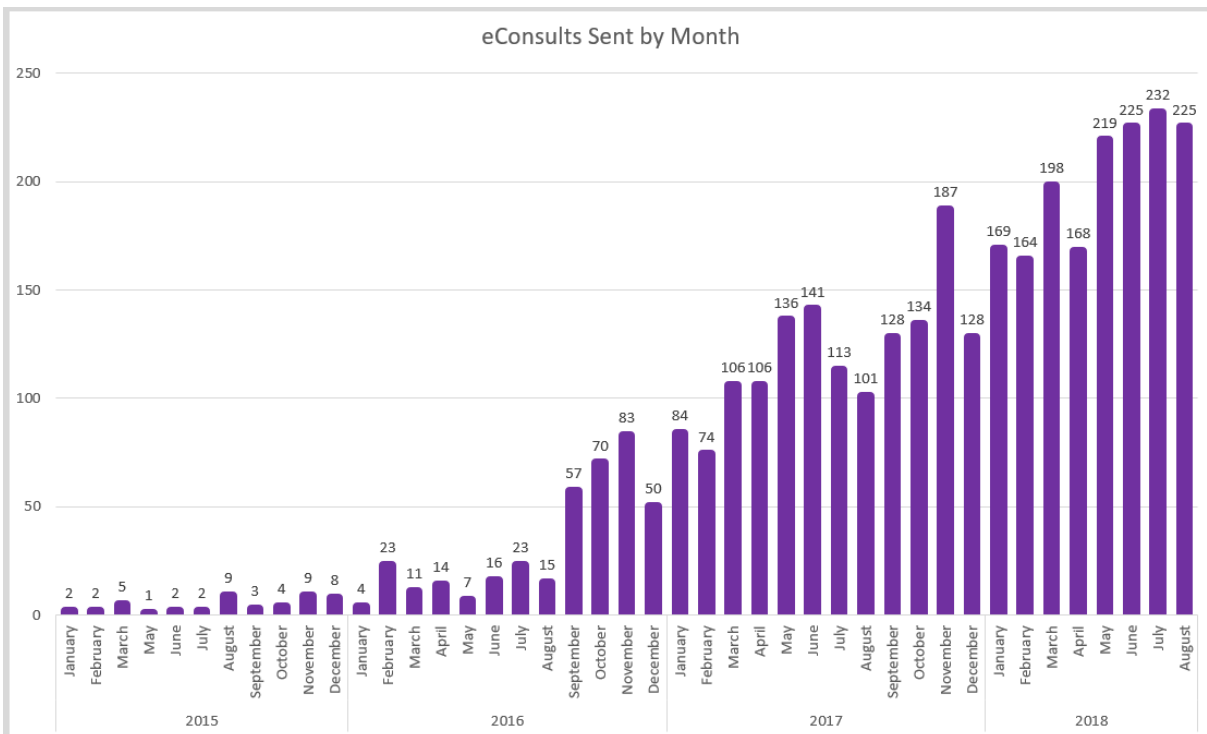
<sup>2</sup> Numbers have been updated to reflect the actual number of physicians, not funding positions.

**Number of eConsults Received by LHIN 3 Specialists through the Ontario eConsult Program\***



\*Includes eConsults from Requesting Clinicians from inside and outside the LHIN

**Number of eConsults Sent by LHIN 3 Requesting Clinicians - Ontario eConsult Program\*\***



\*\*Includes eConsults sent to Specialists inside and outside the LHIN



## 1.4 Appendix D: LHIN 4 – Hamilton Niagara Haldimand Brant

LHIN 4 - Provincial Product/Service % Penetration		
Product	LHIN 4 Penetration <sup>1</sup>	Change
eNotifications (Hospitals)*	76%	
HRM (Physicians)	23%	1%
HRM (Hospitals)	100%	
OLIS (Physicians)*	39%	

\*OntarioMD has re-counted eligible hospital sites for HRM and eNotifications to align with the Ministry of Health Eligible Hospital Sites. Details of additional sites and their effect on penetration rates were provided in the April 2018 LHIN Report. For LHIN 4, Hamilton Health Sciences – Juravinski Cancer Centre, Hamilton Health Sciences – McMaster Children’s Hospital, Hamilton Health Sciences – Ron Joyce Children’s Health Centre and Hamilton Health Sciences – Regional Rehab Centre were added in May 2018.

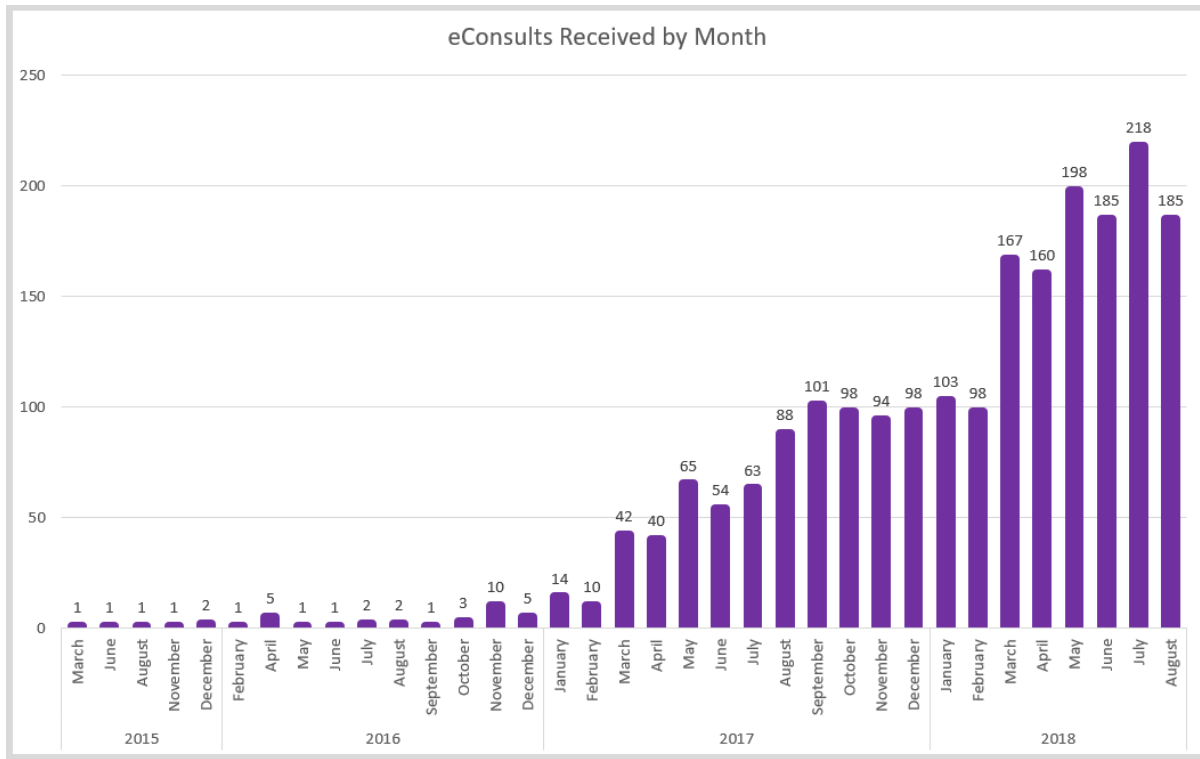
LHIN 4 - Physicians by Vendor/OntarioMD Service						
EMR Vendor	Physicians Live on Certified EMR <sup>2</sup>				HRM	OLIS* Access Through EMR
	GP	SP	Unknown	Total		
ABELSoft Corporation	20	34	2	56	11	52
Alpha Healthcare Inc.	1	3	1	5		5
Canada Health Systems Inc.	13	3	1	17	11	9
Indivica Inc.	11	14		25	15	10
OSCAR EMR	147	94	2	243	62	115
P&P Data Systems Inc.	32	11		43	16	34
QHR Technologies Inc.	139	197	3	339	140	311
TELUS	595	93	9	697	407	588
YES Medical Systems	1	1		2		2
York-Med Systems Inc.	1	15	1	17	5	15
<b>Total</b>	<b>960</b>	<b>465</b>	<b>19</b>	<b>1,444</b>	<b>667</b>	<b>1,141</b>

\* Source: eHealth Ontario

<sup>1</sup> HRM Penetration is based on Live Physicians, not Enrolled Physicians.

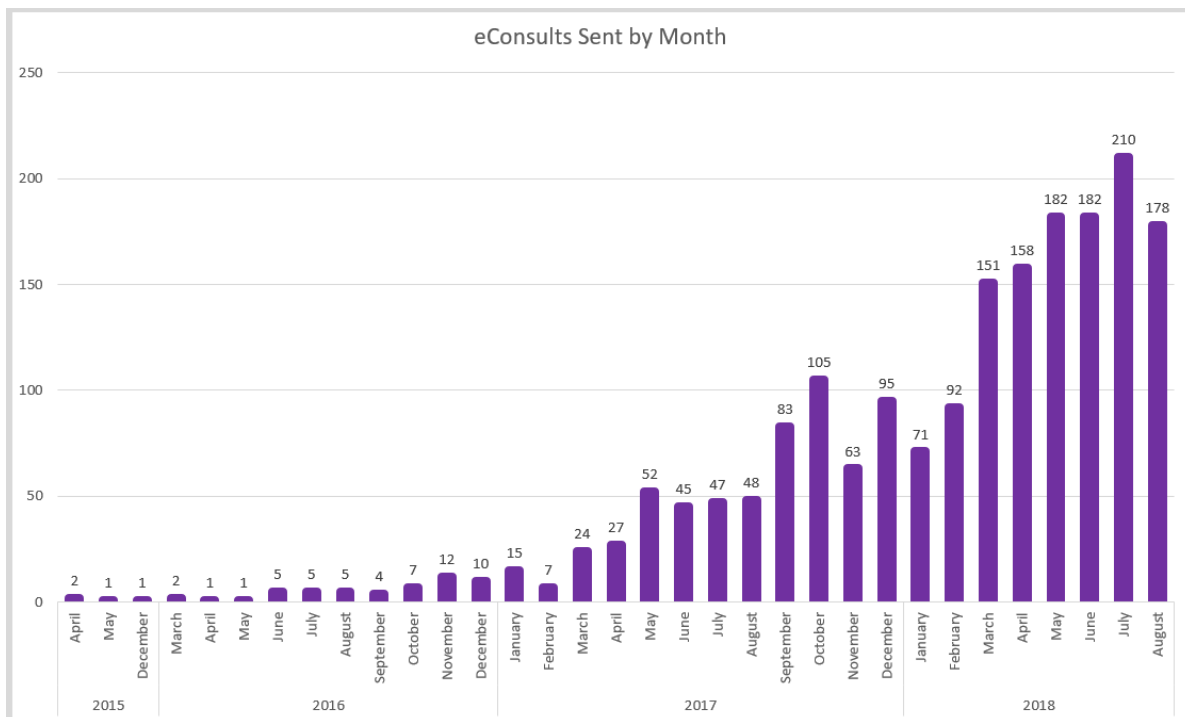
<sup>2</sup> Numbers have been updated to reflect the actual number of physicians, not funding positions.

**Number of eConsults Received by LHIN 4 Specialists through the Ontario eConsult Program\***



\*Includes eConsults from Requesting Clinicians from inside and outside the LHIN

**Number of eConsults Sent by LHIN 4 Requesting Clinicians - Ontario eConsult Program\*\***



\*\*Includes eConsults sent to Specialists inside and outside the LHIN

## 1.5 Appendix E: LHIN 5 – Central West

LHIN 5 - Provincial Product/Service % Penetration		
Product	LHIN 5 Penetration <sup>1</sup>	Change
eNotifications (Hospitals)*	25%	
HRM (Physicians)	39%	-1%
HRM (Hospitals)	100%	
OLIS (Physicians)*	45%	1%

\*OntarioMD has re-counted eligible hospital sites for HRM and eNotifications to align with the Ministry of Health Eligible Hospital Sites. There is no change in denominator for HRM and eNotifications sites for LHIN 5.

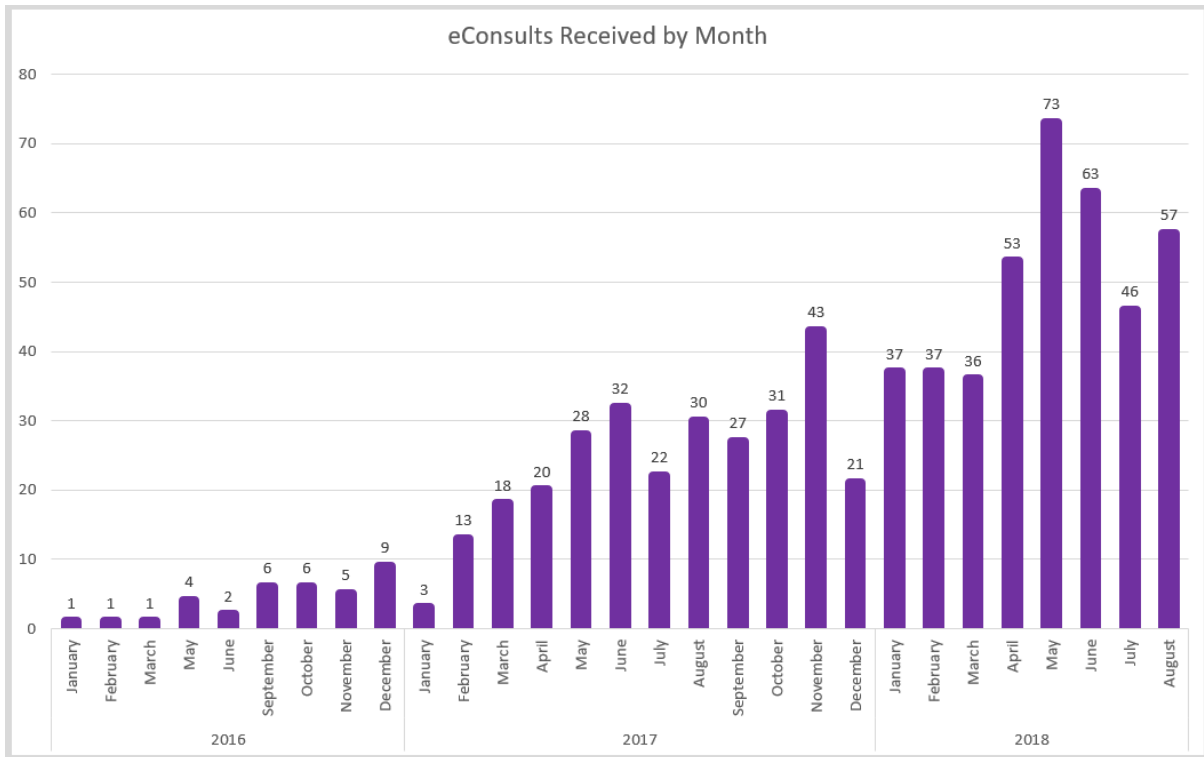
LHIN 5 - Physicians by Vendor/OntarioMD Service						
EMR Vendor	Physicians Live on Certified EMR <sup>2</sup>				HRM	OLIS* Access Through EMR
	GP	SP	Unknown	Total		
ABELSoft Corporation	11	10		21	8	12
Alpha Healthcare Inc.	6			6	2	4
Canada Health Systems Inc.	33	16	3	52	30	36
Indivica Inc.	27	12		39	37	20
OSCAR EMR	135	67	2	204	126	70
P&P Data Systems Inc.	42	2	1	45	34	42
QHR Technologies Inc.	109	85	7	201	111	174
TELUS	140	41	4	185	109	163
YES Medical Systems	1		1	2		3
York-Med Systems Inc.		1		1		1
<b>Total</b>	<b>504</b>	<b>234</b>	<b>18</b>	<b>756</b>	<b>457</b>	<b>525</b>

\* Source: eHealth Ontario

<sup>1</sup> HRM Penetration is based on Live Physicians, not Enrolled Physicians.

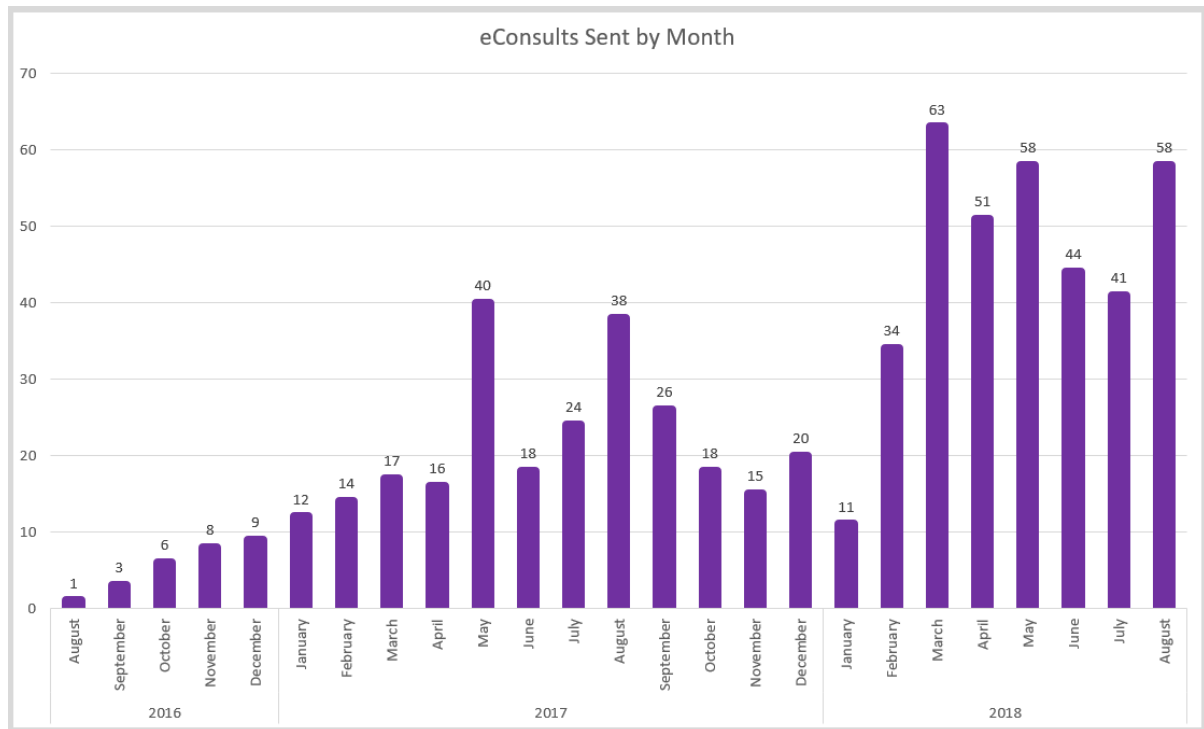
<sup>2</sup> Numbers have been updated to reflect the actual number of physicians, not funding positions.

**Number of eConsults Received by LHIN 5 Specialists through the Ontario eConsult Program\***



\*Includes eConsults from Requesting Clinicians from inside and outside the LHIN

**Number of eConsults Sent by LHIN 5 Requesting Clinicians - Ontario eConsult Program\*\***



\*\*Includes eConsults sent to Specialists inside and outside the LHIN

## 1.6 Appendix F: LHIN 6 – Mississauga Halton

LHIN 6 - Provincial Product/Service % Penetration		
Product	LHIN 6 Penetration <sup>1</sup>	Change
eNotifications (Hospitals)*	0%	
HRM (Physicians)	36%	
HRM (Hospitals)	100%	
OLIS (Physicians)*	41%	1%

\*OntarioMD has re-counted eligible hospital sites for HRM and eNotifications to align with the Ministry of Health Eligible Hospital Sites. There is no change in denominator for HRM and eNotifications sites for LHIN 6.

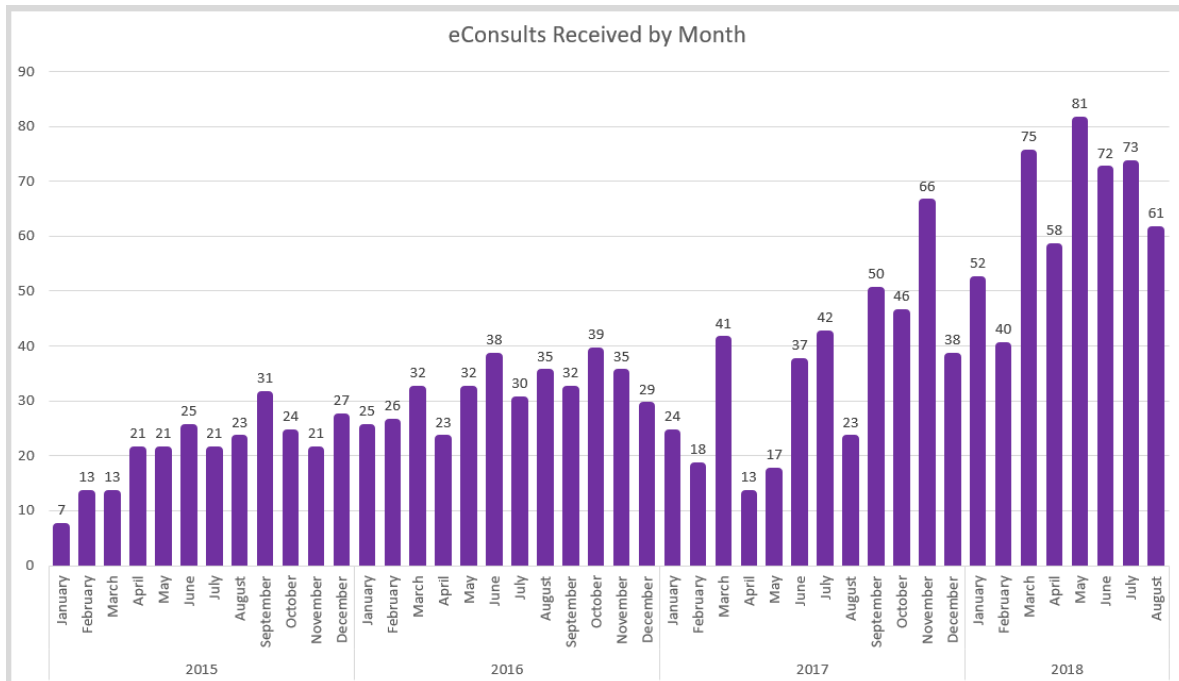
LHIN 6 - Physicians by Vendor/OntarioMD Service						
EMR Vendor	Physicians Live on Certified EMR <sup>2</sup>				HRM	OLIS* Access Through EMR
	GP	SP	Unknown	Total		
ABELSoft Corporation	20	30	1	51	12	35
Alpha Healthcare Inc.	2	1	1	4	1	1
Canada Health Systems Inc.	24	2		26	9	30
Indivica Inc.	30	3	1	34	29	8
OSCAR EMR	219	49	1	269	166	116
P&P Data Systems Inc.	7	6		13	4	11
QHR Technologies Inc.	179	103	12	294	186	272
TELUS	361	105	6	472	332	355
YES Medical Systems	3			3	1	3
York-Med Systems Inc.	1	3		4		4
<b>Total</b>	<b>846</b>	<b>302</b>	<b>22</b>	<b>1,170</b>	<b>740</b>	<b>835</b>

\* Source: eHealth Ontario

<sup>1</sup> HRM Penetration is based on Live Physicians, not to Enrolled Physicians.

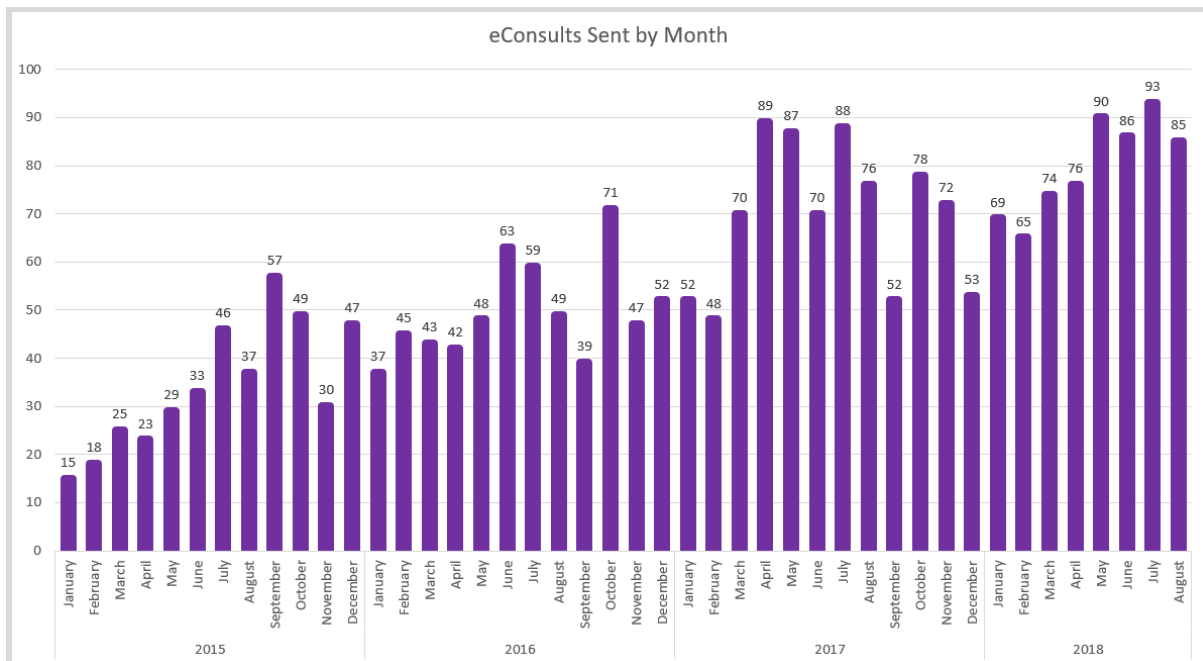
<sup>2</sup> Numbers have been updated to reflect the actual number of physicians, not funding positions.

## Number of eConsults Received by LHIN 6 Specialists on eConsult BASE™ and OTN eConsult\*



\*Includes eConsults from Requesting Clinicians from inside and outside the LHIN

## Number of eConsults Sent by LHIN 6 Requesting Clinicians on eConsult BASE and OTN eConsult\*\*



\*\*Includes eConsults sent to Specialists inside and outside the LHIN

## 1.7 Appendix G: LHIN 7 – Toronto Central

LHIN 7 - Provincial Product/Service % Penetration		
Product	LHIN 7 Penetration <sup>1</sup>	Change
eNotifications (Hospitals)*	12%	
HRM (Physicians)	19%	
HRM (Hospitals)	68%	
OLIS (Physicians)*	32%	1%

\*OntarioMD has re-counted eligible hospital sites for HRM and eNotifications to align with the Ministry of Health Eligible Hospital Sites. Details of additional sites and their effect on penetration rates were provided in the April 2018 LHIN Report. For LHIN 7, UHN- Lyndhurst, UHN- Hillcrest and Sunnybrook Health Sciences – Orthopedic were added in May 2018.

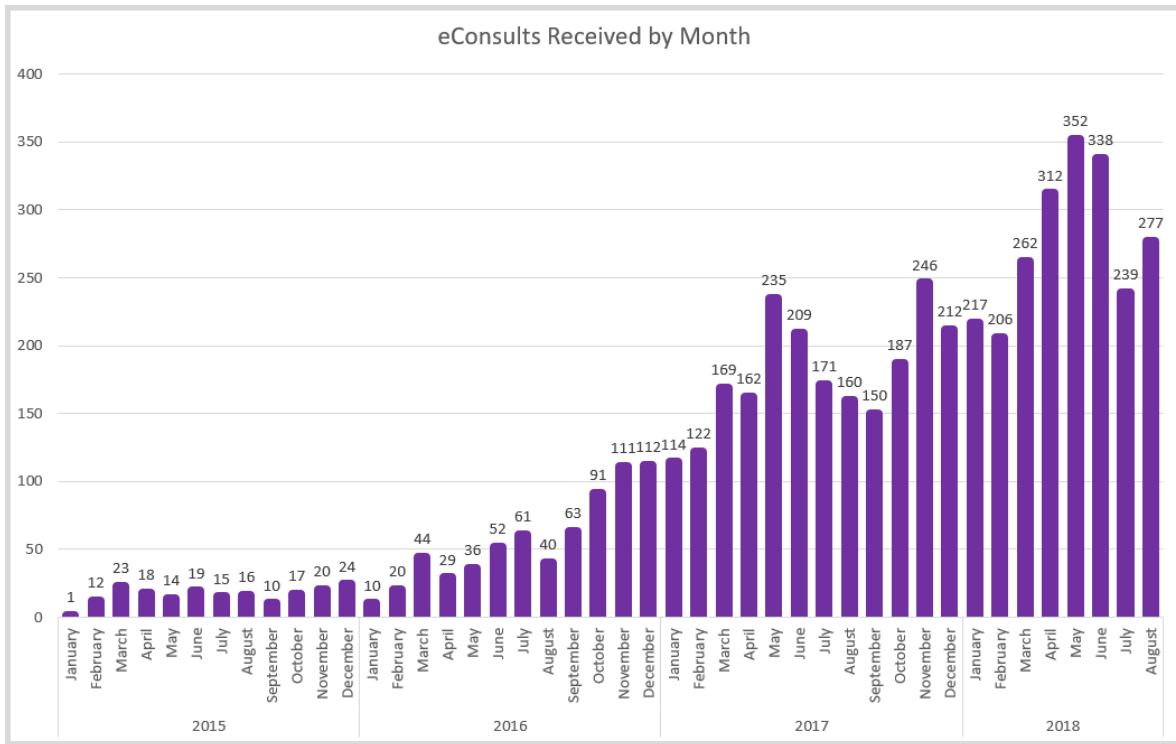
LHIN 7 - Physicians by Vendor/OntarioMD Service						
EMR Vendor	Physicians Live on Certified EMR <sup>2</sup>				HRM	OLIS* Access Through EMR
	GP	SP	Unknown	Total		
ABELSoft Corporation	47	47	2	96	40	68
Alpha Healthcare Inc.	18	3		21	18	21
Canada Health Systems Inc.	79	7	5	91	46	65
Indivica Inc.	184	23	1	208	141	75
OSCAR EMR	127	134	3	264	97	138
P&P Data Systems Inc.	61	14	1	76	10	54
QHR Technologies Inc.	142	335	3	480	222	549
TELUS	697	193	15	905	490	800
YES Medical Systems	1	9	2	12	1	12
York-Med Systems Inc.	1	4		5		4
<b>Total</b>	<b>1,357</b>	<b>769</b>	<b>32</b>	<b>2,158</b>	<b>1,065</b>	<b>1,786</b>

\* Source: eHealth Ontario

<sup>1</sup> HRM Penetration is based on Live Physicians, not Enrolled Physicians.

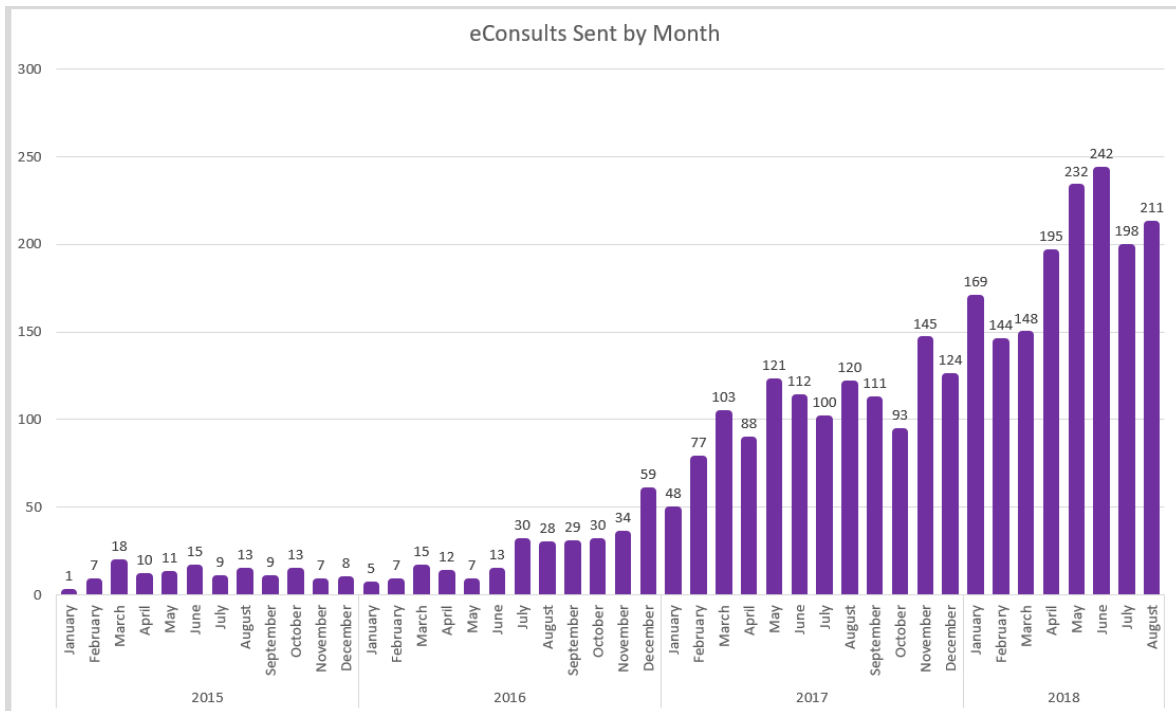
<sup>2</sup> Numbers have been updated to reflect the actual number of physicians, not funding positions.

**Number of eConsults Received by LHIN 7 Specialists through the Ontario eConsult Program\***



\*Includes eConsults from Requesting Clinicians from inside and outside the LHIN

**Number of eConsults Sent by LHIN 7 Requesting Clinicians - Ontario eConsult Program\*\***



\*\*Includes eConsults sent to Specialists inside and outside the LHIN



## 1.8 Appendix H: LHIN 8 – Central

LHIN 8 - Provincial Product/Service % Penetration		
Product	LHIN 8 Penetration <sup>1</sup>	Change
eNotifications (Hospitals)*	18%	
HRM (Physicians)	34%	
HRM (Hospitals)	73%	
OLIS (Physicians)*	39%	

\*OntarioMD has re-counted eligible hospital sites for HRM and eNotifications to align with the Ministry of Health Eligible Hospital Sites. Details of additional sites and their effect on penetration rates were provided in the April 2018 LHIN Report. There is no change in denominator for HRM and eNotifications sites for LHIN 8 in May 2018.

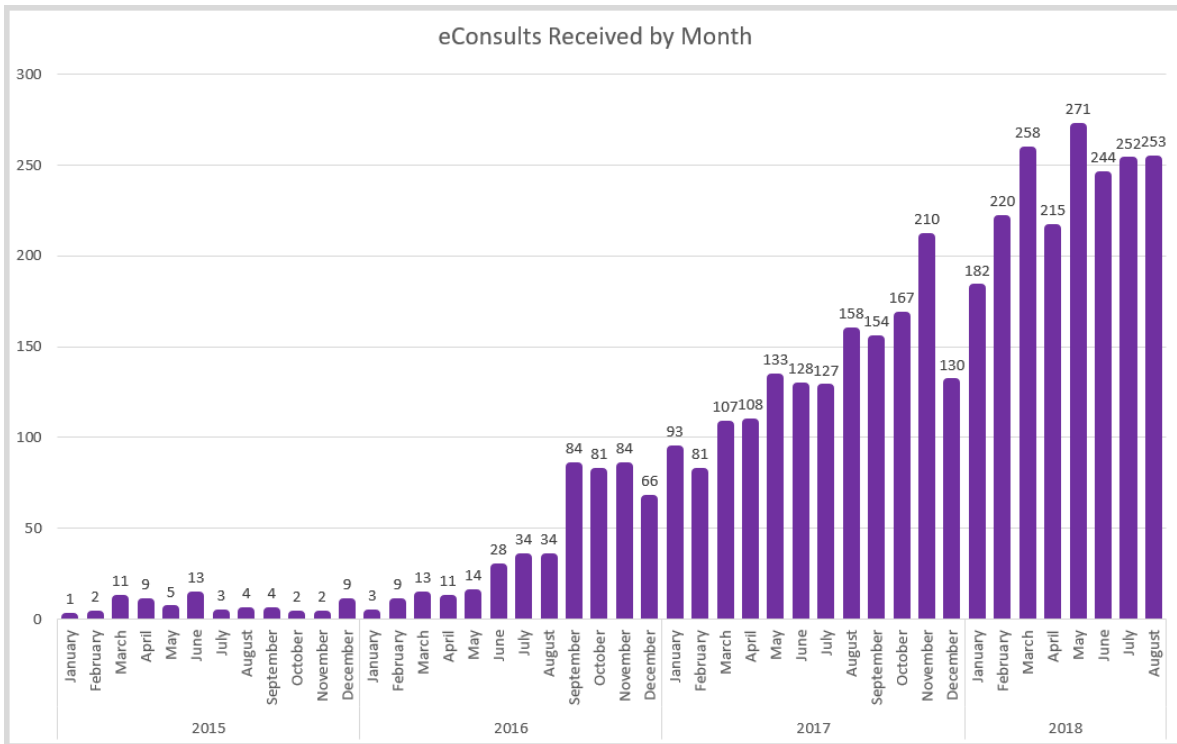
LHIN 8 - Physicians by Vendor/OntarioMD Service						
EMR Vendor	Physicians Live on Certified EMR <sup>2</sup>				HRM	OLIS* Access Through EMR
	GP	SP	Unknown	Total		
ABELSoft Corporation	45	57	2	104	24	70
Alpha Healthcare Inc.	5	2		7	4	7
Canada Health Systems Inc.	29	13	2	44	21	34
Indivica Inc.	132	14	2	148	121	52
OSCAR EMR	141	110	4	255	144	120
P&P Data Systems Inc.	118	18	1	137	42	70
QHR Technologies Inc.	273	232	9	514	315	414
TELUS	503	146	12	661	431	484
YES Medical Systems	1	11	1	13	3	11
York-Med Systems Inc.	7	6	1	14	9	11
<b>Total</b>	<b>1,254</b>	<b>609</b>	<b>34</b>	<b>1,897</b>	<b>1,114</b>	<b>1,273</b>

\* Source: eHealth Ontario

<sup>1</sup> HRM Penetration is based on Live Physicians, not Enrolled Physicians.

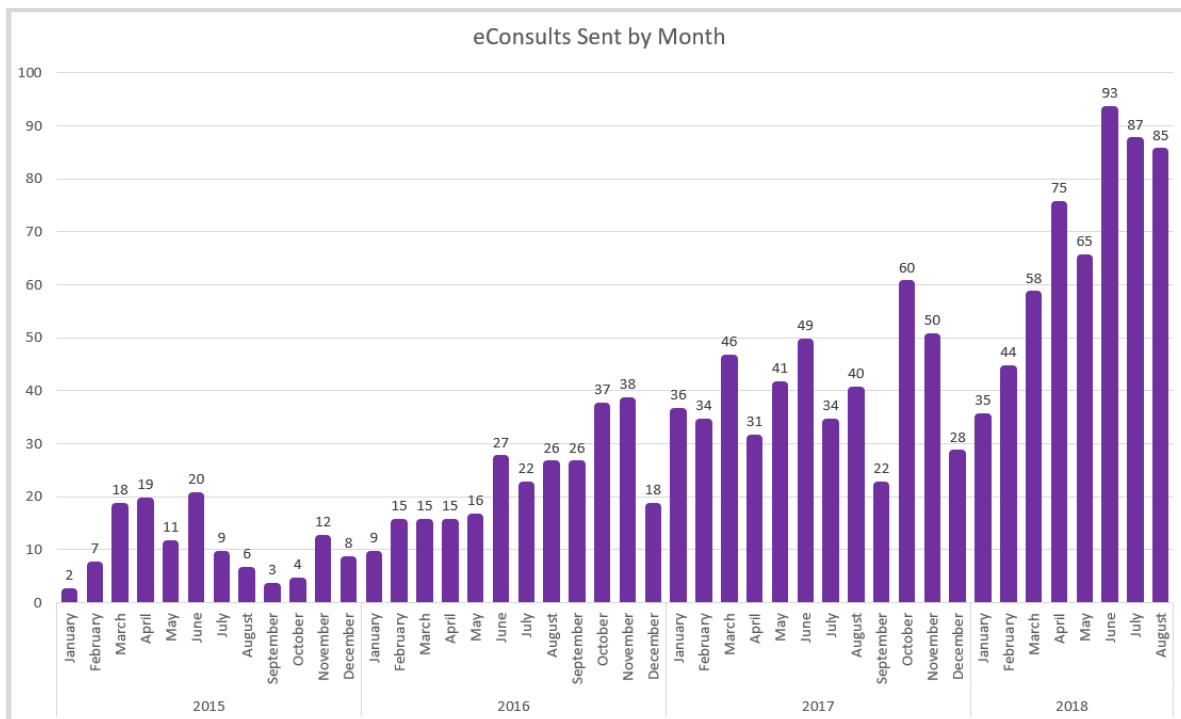
<sup>2</sup> Numbers have been updated to reflect the actual number of physicians, not funding positions.

**Number of eConsults Received by LHIN 8 Specialists through the Ontario eConsult Program\***



\*Includes eConsults from Requesting Clinicians from inside and outside the LHIN

**Number of eConsults Sent by LHIN 8 Requesting Clinicians - Ontario eConsult Program\*\***



\*\*Includes eConsults sent to Specialists inside and outside the LHIN

## 1.9 Appendix I: LHIN 9 – Central East

LHIN 9 - Provincial Product/Service % Penetration		
Product	LHIN 9 Penetration <sup>1</sup>	Change
eNotifications (Hospitals)*	20%	20%
HRM (Physicians)	43%	
HRM (Hospitals)	100%	
OLIS (Physicians)*	47%	1%

\*OntarioMD has re-counted eligible hospital sites for HRM and eNotifications to align with the Ministry of Health Eligible Hospital Sites. Details of additional sites and their effect on penetration rates were provided in the April 2018 LHIN Report. For LHIN 9, Lakeridge Health – Whitby was added in May 2018.

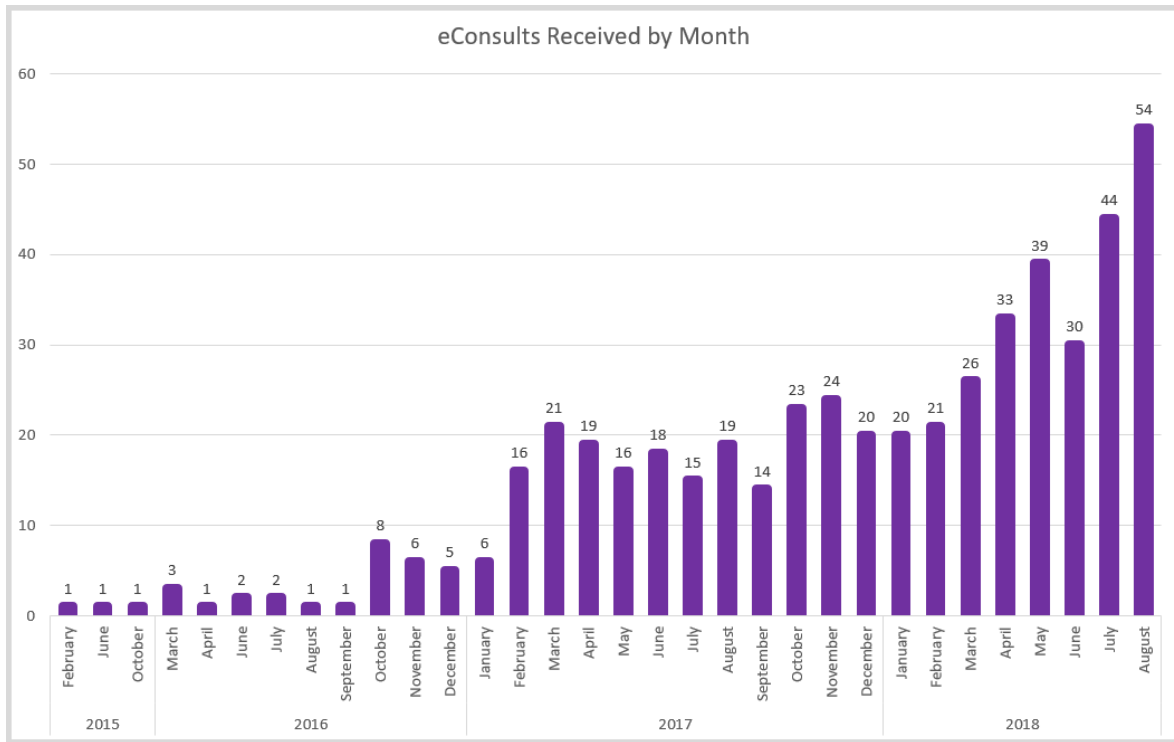
LHIN 9 - Physicians by Vendor/OntarioMD Service						
EMR Vendor	Physicians Live on Certified EMR <sup>2</sup>				HRM	OLIS* Access Through EMR
	GP	SP	Unknown	Total		
ABELSoft Corporation	28	23	1	52	17	34
Alpha Healthcare Inc.	8	2		10	5	7
Canada Health Systems Inc.	59	9		68	43	41
Indivica Inc.	52	15	1	68	58	25
OSCAR EMR	133	80	2	215	139	127
P&P Data Systems Inc.	51	9		60	31	37
QHR Technologies Inc.	183	157	9	349	234	252
TELUS	489	114	8	611	461	530
YES Medical Systems	1	8	2	11	7	6
York-Med Systems Inc.	7	8		15	5	14
<b>Total</b>	<b>1,011</b>	<b>425</b>	<b>23</b>	<b>1,459</b>	<b>1,000</b>	<b>1,073</b>

\* Source: eHealth Ontario

<sup>1</sup> HRM Penetration is based on Live Physicians, not Enrolled Physicians.

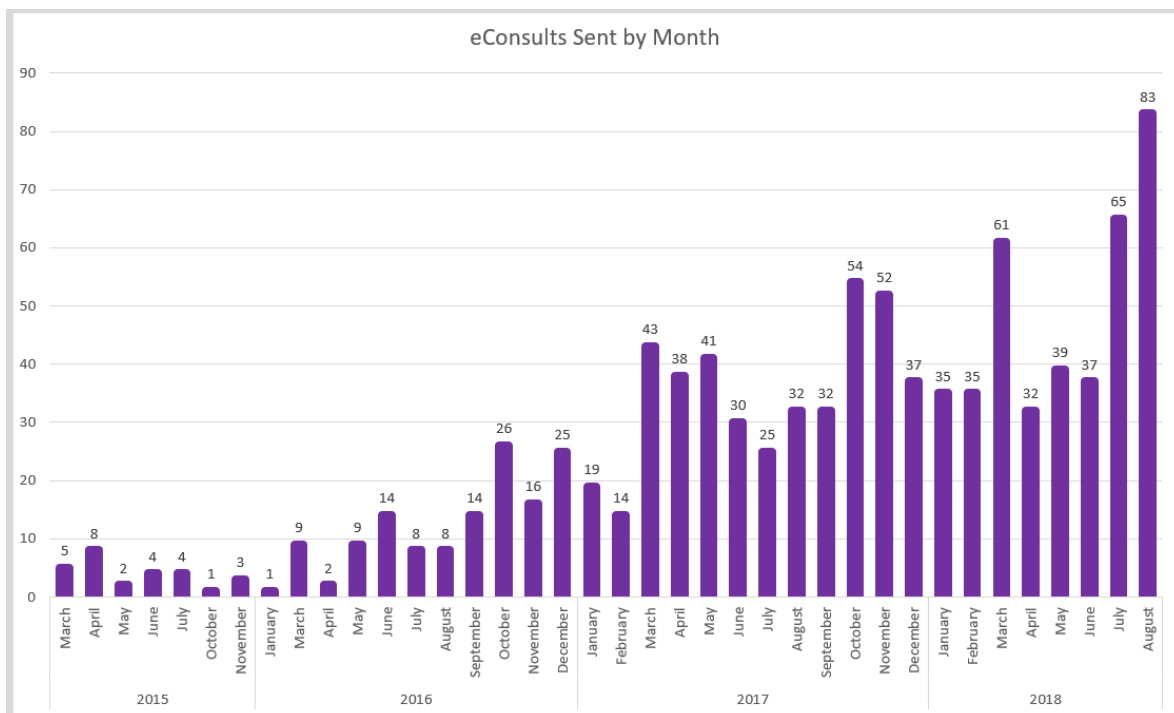
<sup>2</sup> Numbers have been updated to reflect the actual number of physicians, not funding positions.

**Number of eConsults Received by LHIN 9 Specialists through the Ontario eConsult Program\***



\*Includes eConsults from Requesting Clinicians from inside and outside the LHIN

**Number of eConsults Sent by LHIN 9 Requesting Clinicians - Ontario eConsult Program\*\***



\*\*Includes eConsults sent to Specialists inside and outside the LHIN

## 1.10 Appendix J: LHIN 10 – South East

LHIN 10 - Provincial Product/Service % Penetration		
Product	LHIN 10 Penetration <sup>1</sup>	Change
eNotifications (Hospitals)*	7%	
HRM (Physicians)	32%	
HRM (Hospitals)	100%	7%
OLIS (Physicians)*	43%	1%

\*OntarioMD has re-counted eligible hospital sites for HRM and eNotifications to align with the Ministry of Health Eligible Hospital Sites. Details of additional sites and their effect on penetration rates were provided in the April 2018 LHIN Report. For LHIN 10, Brockville – St. Vincent De Paul and Brockville- St. Vincent De Paul (Garden St. Site) were added in May 2018.

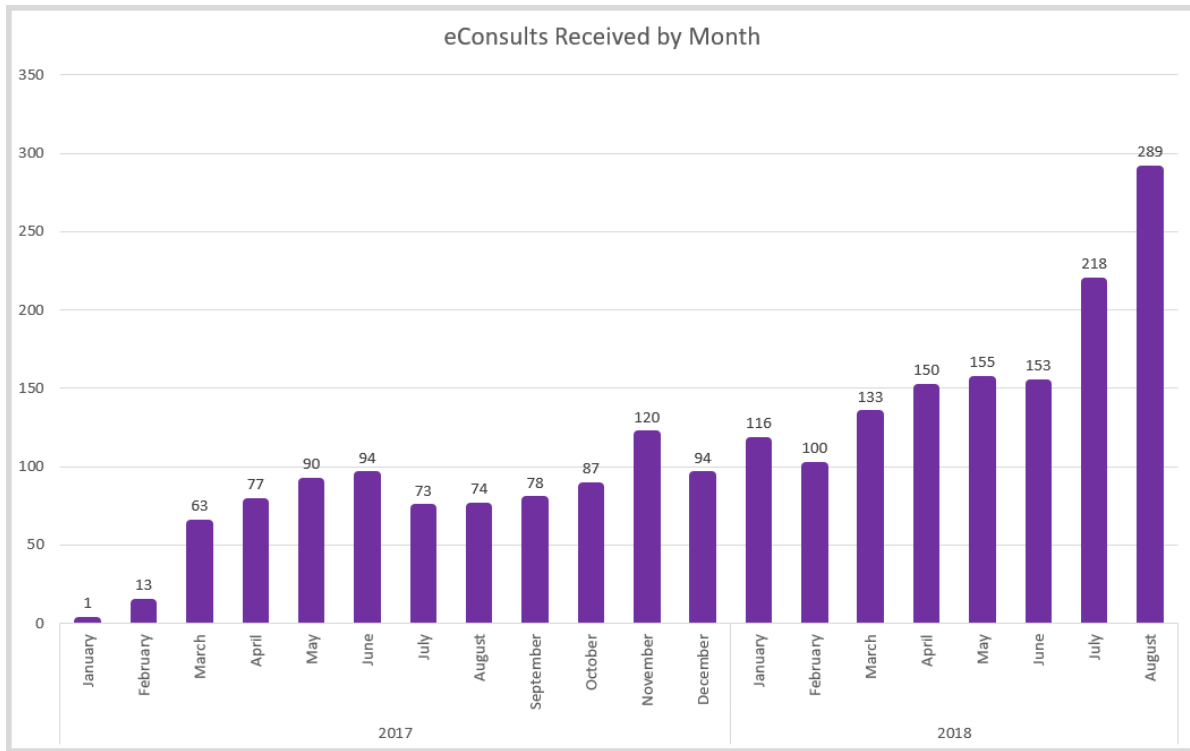
LHIN 10 - Physicians by Vendor/OntarioMD Service						
EMR Vendor	Physicians Live on Certified EMR <sup>2</sup>				HRM	OLIS* Access Through EMR
	GP	SP	Unknown	Total		
ABELSoft Corporation	1	7	1	9	2	11
Alpha Healthcare Inc.						
Canada Health Systems Inc.	1			1		3
Indivica Inc.	15	3		18	12	6
OSCAR EMR	80	11		91	43	46
P&P Data Systems Inc.	9	3		12	7	7
QHR Technologies Inc.	68	25	2	95	54	91
TELUS	309	32	8	349	255	332
YES Medical Systems		1		1	1	1
York-Med Systems Inc.		1		1	1	1
<b>Total</b>	<b>483</b>	<b>83</b>	<b>11</b>	<b>577</b>	<b>375</b>	<b>498</b>

\* Source: eHealth Ontario

<sup>1</sup> HRM Penetration is based on Live Physicians, not Enrolled Physicians.

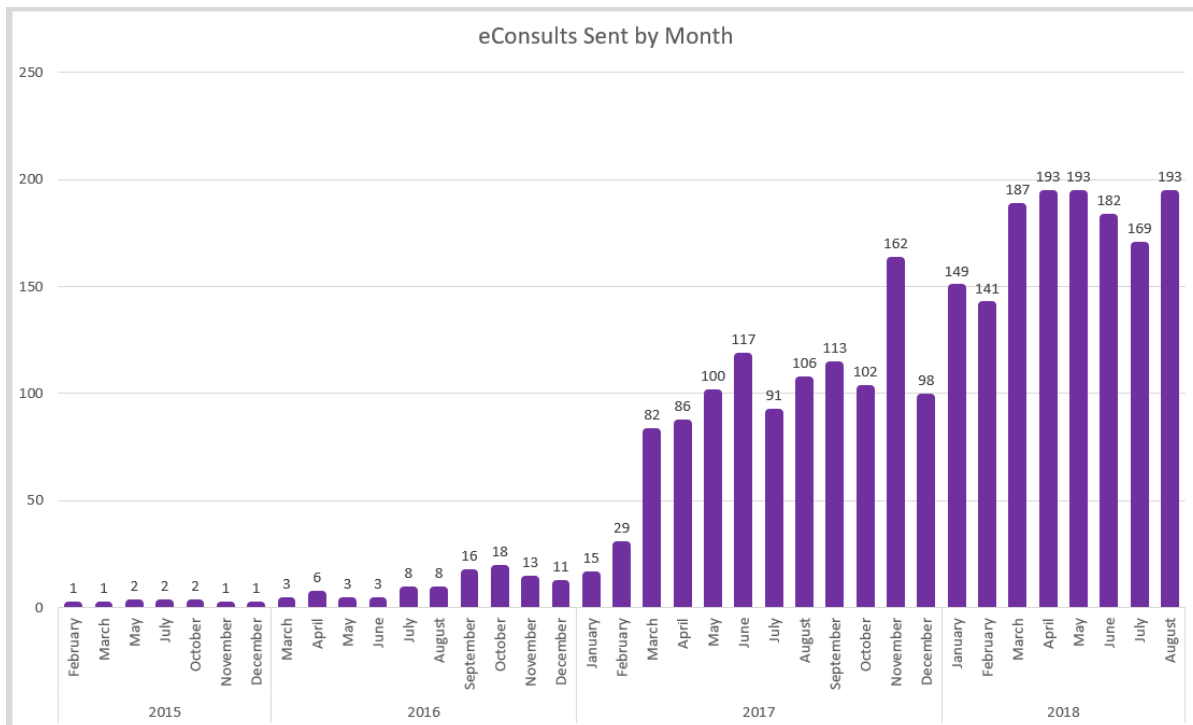
<sup>2</sup> Numbers have been updated to reflect the actual number of physicians, not funding positions.

**Number of eConsults Received by LHIN 10 Specialists on eConsult BASE and OTN eConsult\***



\*Includes eConsults from Requesting Clinicians from inside and outside the LHIN

**Number of eConsults Sent by LHIN 10 Requesting Clinicians on eConsult BASE and OTN eConsult\*\***



\*\*Includes eConsults sent to Specialists inside and outside the LHIN

## 1.11 Appendix K: LHIN 11 – Champlain

LHIN 11 - Provincial Product/Service % Penetration		
Product	LHIN 11 Penetration	Change
eNotifications (Hospitals)*	42%	
HRM (Physicians)	26%	
HRM (Hospitals)	79%	
OLIS (Physicians)*	41%	1%

\*OntarioMD has re-counted eligible hospital sites for HRM and eNotifications to align with the Ministry of Health Eligible Hospital Sites. Details of additional sites and their effect on penetration rates were provided in the April 2018 LHIN Report. There is no change in denominator for HRM and eNotifications sites for LHIN 11 in May 2018.

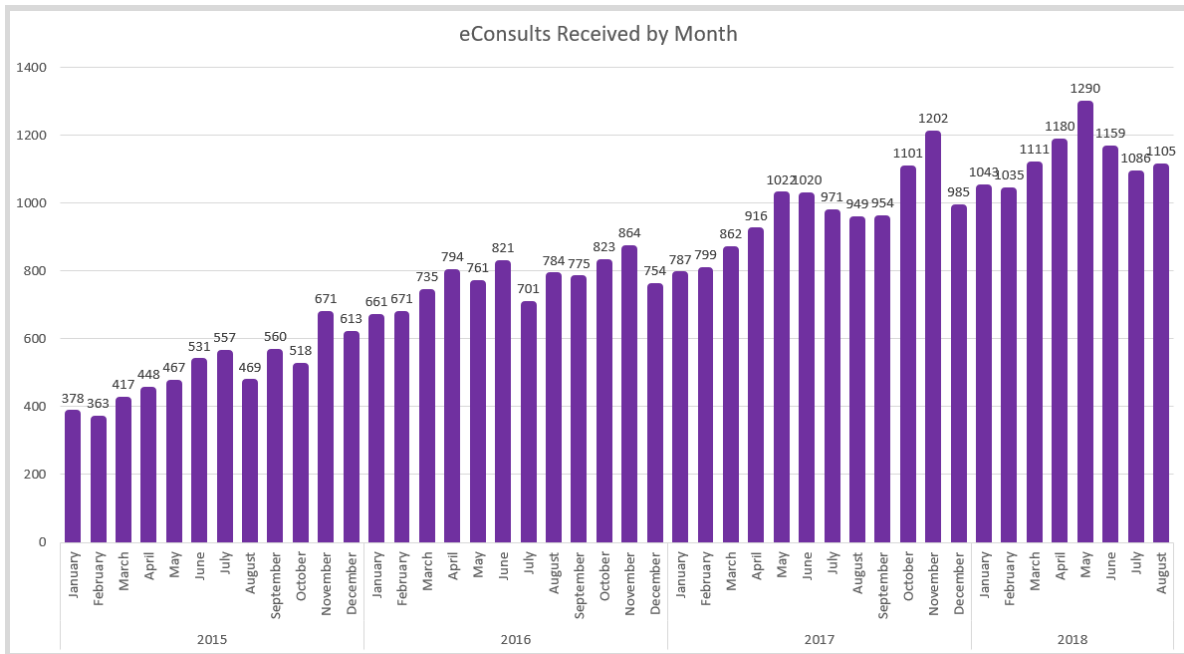
LHIN 11 - Physicians by Vendor/OntarioMD Service						
EMR Vendor	Physicians Live on Certified EMR <sup>2</sup>				HRM	OLIS* Access Through EMR
	GP	SP	Unknown	Total		
ABELSoft Corporation	4	27		31	4	31
Alpha Healthcare Inc.		1		1	1	
Canada Health Systems Inc.	63	47	2	112	63	56
Indivica Inc.	56	6		62	47	48
OSCAR EMR	148	50	1	199	127	120
P&P Data Systems Inc.	58	2	1	61	15	22
QHR Technologies Inc.	146	131	4	281	110	260
TELUS	878	195	14	1,087	575	919
YES Medical Systems						
York-Med Systems Inc.		1		1		2
<b>Total</b>	<b>1,353</b>	<b>460</b>	<b>22</b>	<b>1,835</b>	<b>942</b>	<b>1,458</b>

\* Source: eHealth Ontario

<sup>1</sup> HRM Penetration is based on Live Physicians, not Enrolled Physicians.

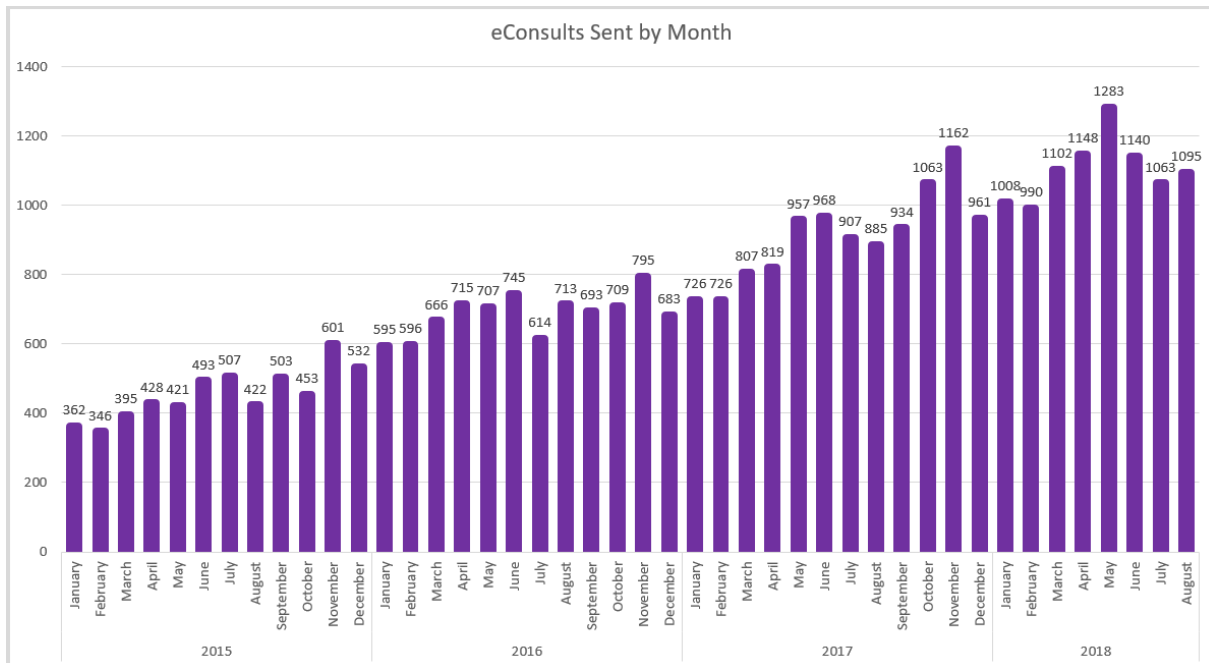
<sup>2</sup> Numbers have been updated to reflect the actual number of physicians, not funding positions.

## Number of eConsults received by LHIN 11 Specialists on eConsult BASE\*



\*Includes eConsults from Requesting Clinicians from inside and outside the LHIN

## Number of eConsults sent by LHIN 11 Requesting Clinicians on eConsult BASE\*\*



\*\*Includes eConsults sent to Specialists inside and outside the LHIN



## 1.12 Appendix L: LHIN 12 – North Simcoe Muskoka

LHIN 12 - Provincial Product/Service % Penetration		
Product	LHIN 12 Penetration <sup>1</sup>	Change
eNotifications (Hospitals)*	13%	
HRM (Physicians)	52%	
HRM (Hospitals)	75%	
OLIS (Physicians)*	52%	

\*OntarioMD has re-counted eligible hospital sites for HRM and eNotifications to align with the Ministry of Health Eligible Hospital Sites. Details of additional sites and their effect on penetration rates were provided in the April 2018 LHIN Report. There is no change in denominator for HRM and eNotifications sites for LHIN 12 in May 2018.

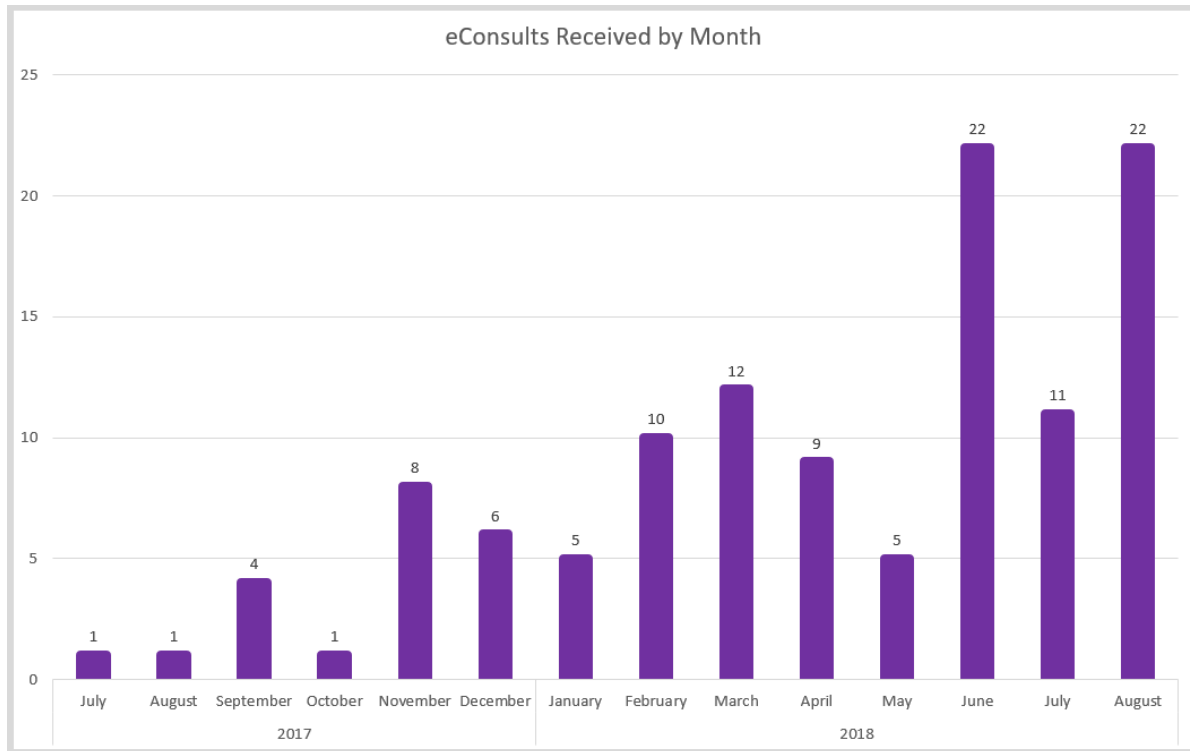
LHIN 12 - Physicians by Vendor/OntarioMD Service						
EMR Vendor	Physicians Live on Certified EMR <sup>2</sup>				HRM	OLIS* Access Through EMR
	GP	SP	Unknown	Total		
ABELSoft Corporation	2	1	1	4	1	5
Alpha Healthcare Inc.	7			7	5	4
Canada Health Systems Inc.			1	1		1
Indivica Inc.		1		1		2
OSCAR EMR	17	8		25	13	6
P&P Data Systems Inc.		1		1		
QHR Technologies Inc.	194	74	3	271	204	195
TELUS	186	39	5	230	184	197
YES Medical Systems						
York-Med Systems Inc.		2		2	2	2
<b>Total</b>	<b>406</b>	<b>126</b>	<b>10</b>	<b>542</b>	<b>409</b>	<b>412</b>

\* Source: eHealth Ontario

<sup>1</sup> HRM Penetration is based on Live Physicians, not Enrolled Physicians.

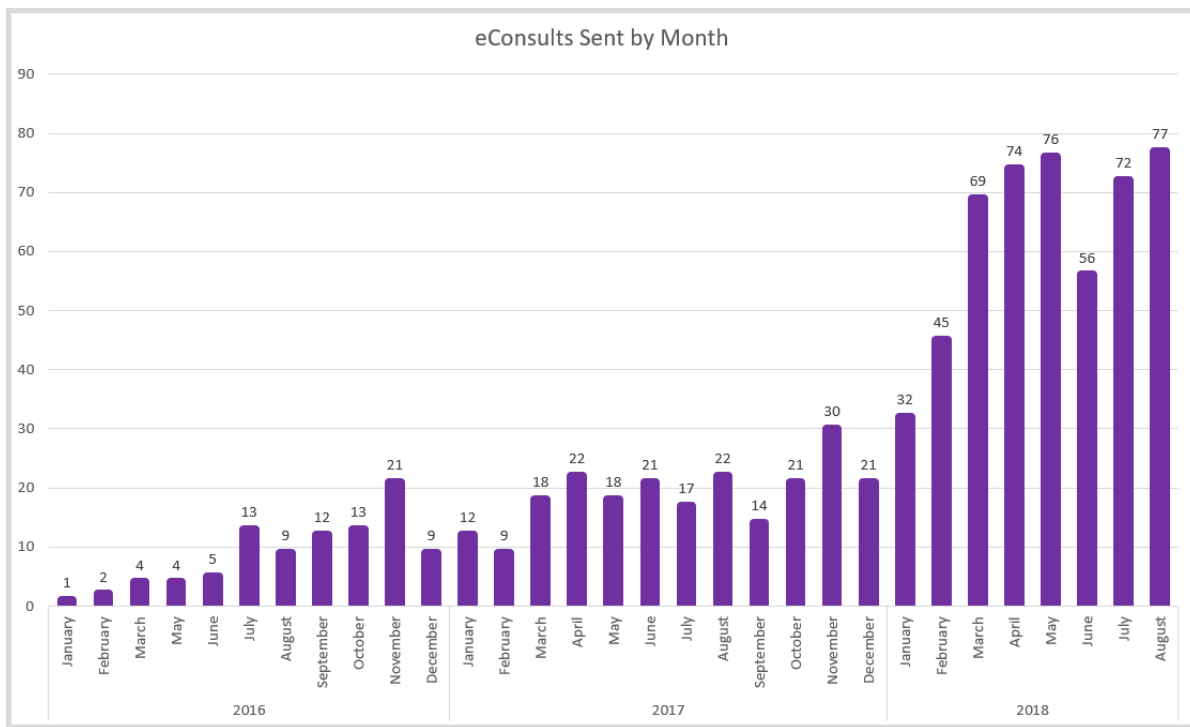
<sup>2</sup> Numbers have been updated to reflect the actual number of physicians, not funding positions.

**Number of eConsults Received by LHIN 12 Specialists through the Ontario eConsult Program\***



\*Includes eConsults from Requesting Clinicians from inside and outside the LHIN

**Number of eConsults Sent by LHIN 12 Requesting Clinicians - Ontario eConsult Program\*\***



\*\*Includes eConsults sent to Specialists inside and outside the LHIN

### 1.13 Appendix M: LHIN 13 – North East

LHIN 13 - Provincial Product/Service % Penetration		
Product	LHIN 13 Penetration <sup>1</sup>	Change
eNotifications (Hospitals)*	38%	
HRM (Physicians)	11%	
HRM (Hospitals)	0%	
OLIS (Physicians)*	46%	

\*OntarioMD has re-counted eligible hospital sites for HRM and eNotifications to align with the Ministry of Health Eligible Hospital Sites. Details of additional sites and their effect on penetration rates were provided in the April 2018 LHIN Report. There is no change in denominator for HRM and eNotifications sites for LHIN 13 in May 2018.

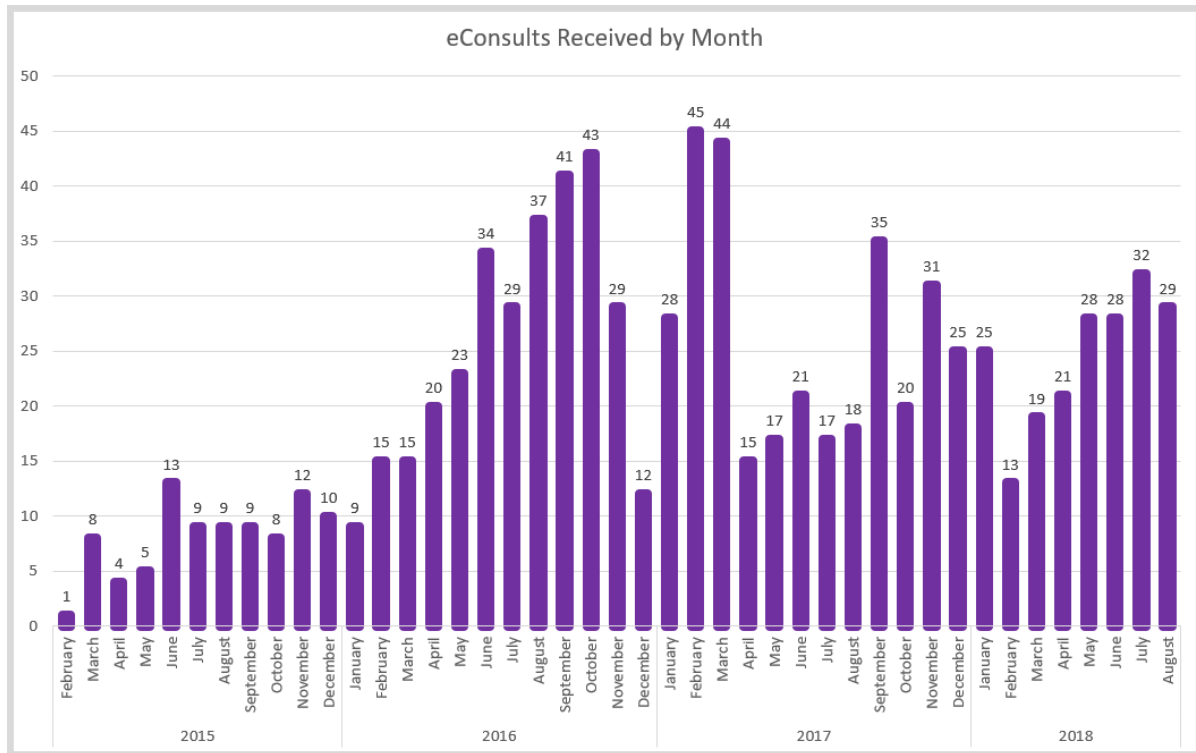
LHIN 13 - Physicians by Vendor/OntarioMD Service						
EMR Vendor	Physicians Live on Certified EMR <sup>2</sup>				HRM	OLIS* Access Through EMR
	GP	SP	Unknown	Total		
ABELSoft Corporation	1	6		7	1	4
Alpha Healthcare Inc.		1		1		1
Canada Health Systems Inc.	2			2		5
Indivica Inc.	1			1		2
OSCAR EMR	22	2		24	6	9
P&P Data Systems Inc.	30	9	1	40	1	8
QHR Technologies Inc.	65	25	5	95	14	101
TELUS	280	51	6	337	88	337
YES Medical Systems						
York-Med Systems Inc.	8	3		11		8
<b>Total</b>	<b>409</b>	<b>97</b>	<b>12</b>	<b>518</b>	<b>110</b>	<b>475</b>

\* Source: eHealth Ontario

<sup>1</sup> HRM Penetration is based on Live Physicians, not Enrolled Physicians.

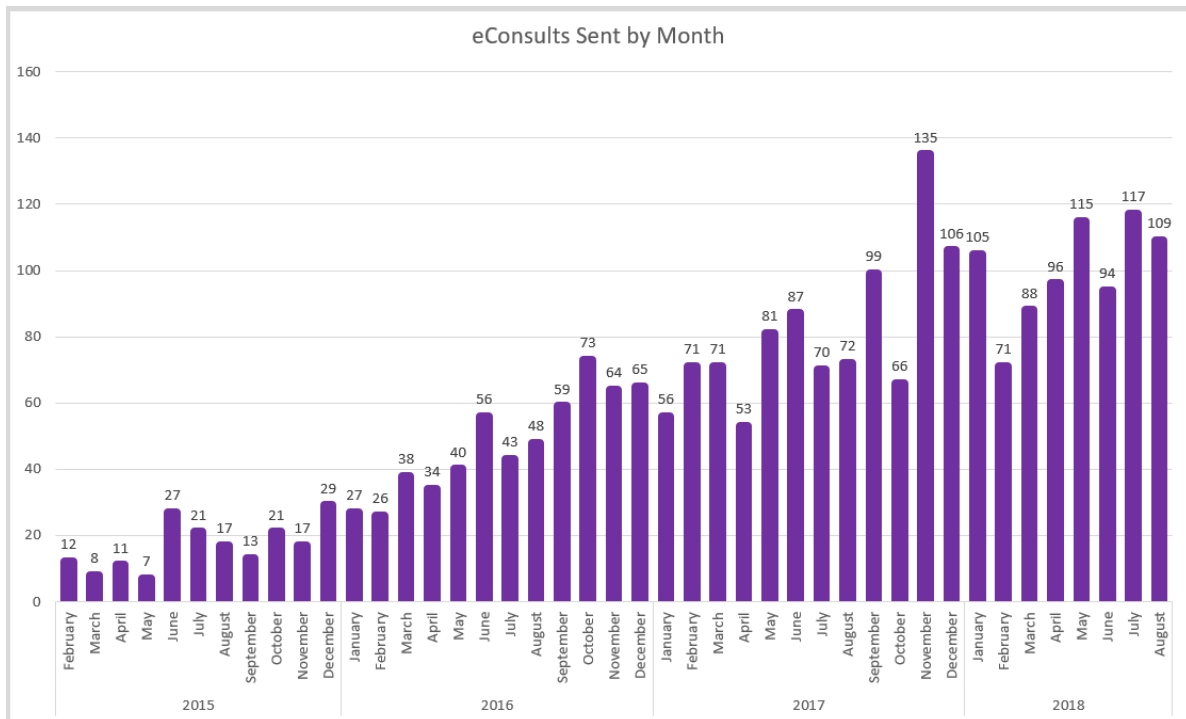
<sup>2</sup> Numbers have been updated to reflect the actual number of physicians, not funding positions.

## Number of eConsults Received by LHIN 13 Specialists through the Ontario eConsult Program\*



\*Includes eConsults from Requesting Clinicians from inside and outside the LHIN

## Number of eConsults Sent by LHIN 13 Requesting Clinicians - Ontario eConsult Program\*\*



\*\*Includes eConsults sent to Specialists inside and outside the LHIN

## 1.14 Appendix N: LHIN 14 – North West

LHIN 14 - Provincial Product/Service % Penetration		
Product	LHIN 14 Penetration <sup>1</sup>	Change
eNotifications (Hospitals)*	100%	
HRM (Physicians)		
HRM (Hospitals)		
OLIS (Physicians)*	35%	1%

\*OntarioMD has re-counted eligible hospital sites for HRM and eNotifications to align with the Ministry of Health Eligible Hospital Sites. Details of additional sites and their effect on penetration rates were provided in the April 2018 LHIN Report. There is no change in denominator for HRM and eNotifications sites for LHIN 14 in May 2018.

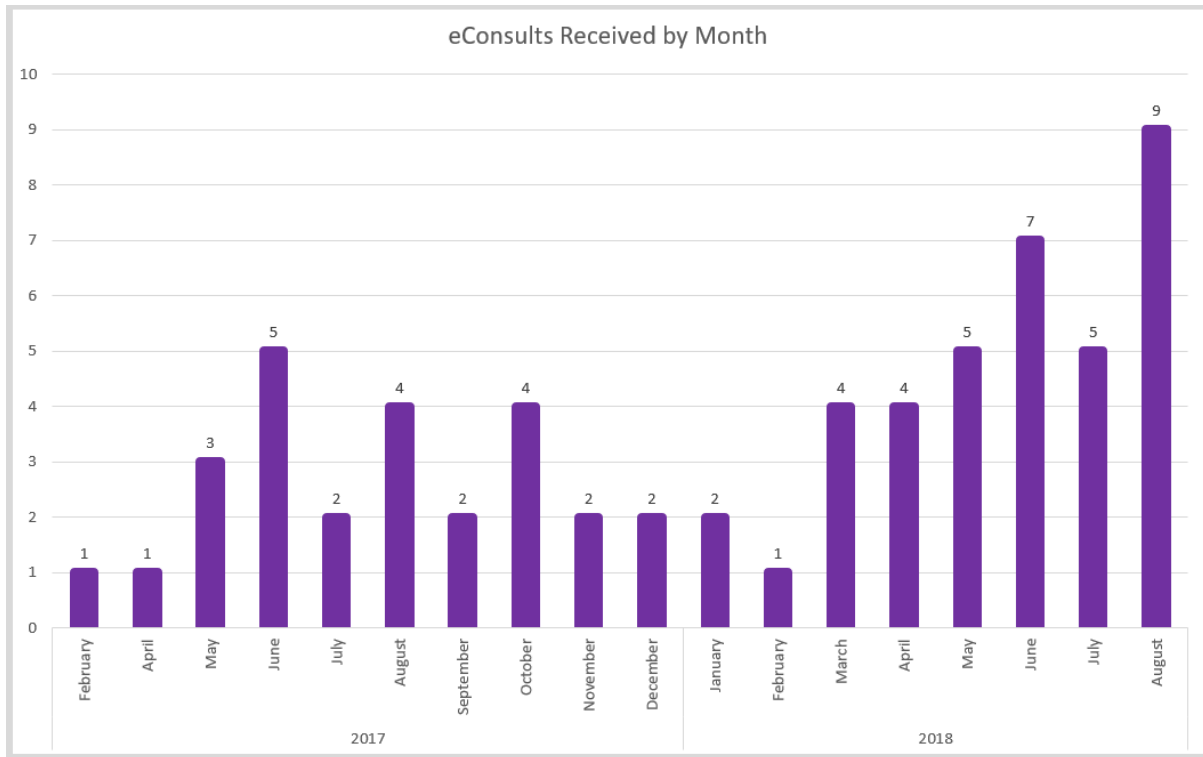
LHIN 14 - Physicians by Vendor/OntarioMD Service						
EMR Vendor	Physicians Live on Certified EMR <sup>2</sup>				HRM	OLIS* Access Through EMR
	GP	SP	Unknown	Total		
ABELSoft Corporation	6	1		7		8
Alpha Healthcare Inc.						
Canada Health Systems Inc.	1	3		4		4
Indivica Inc.						
OSCAR EMR	19			19		2
P&P Data Systems Inc.	17	6		23		2
QHR Technologies Inc.	33	18		51		62
TELUS	82	45	4	131		94
YES Medical Systems						
York-Med Systems Inc.						
<b>Total</b>	<b>158</b>	<b>73</b>	<b>4</b>	<b>235</b>		<b>172</b>

\* Source: eHealth Ontario

<sup>1</sup> HRM Penetration is based on Live Physicians, not Enrolled Physicians.

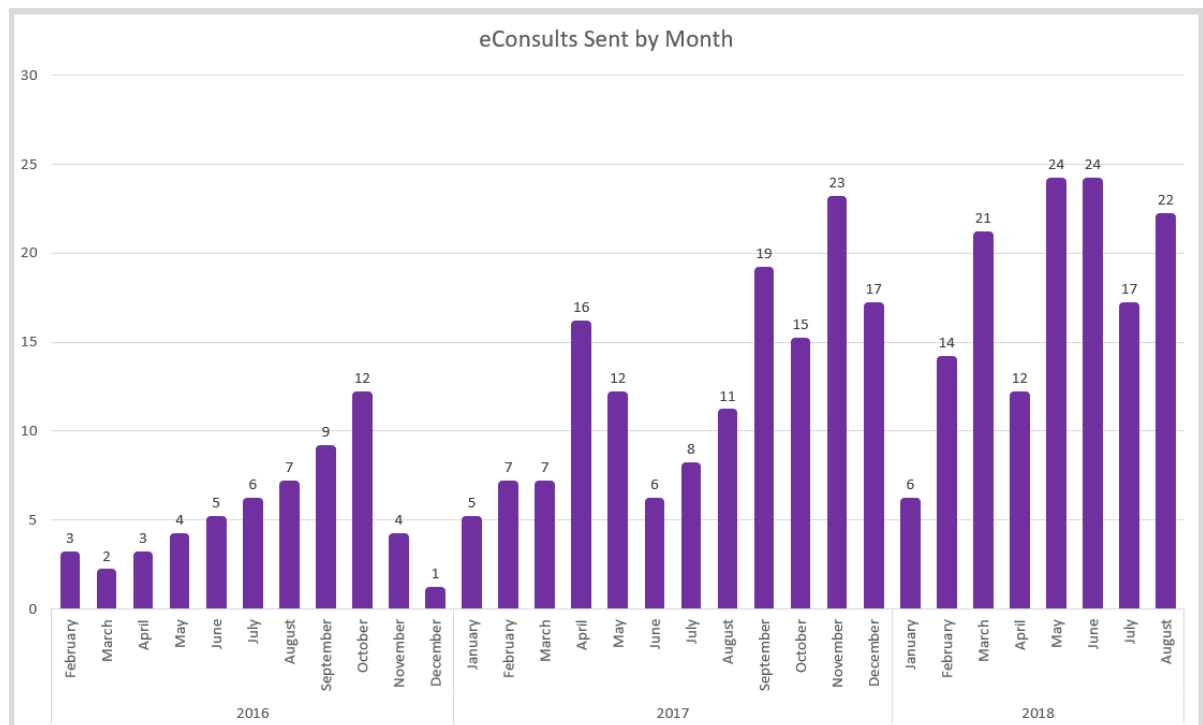
<sup>2</sup> Numbers have been updated to reflect the actual number of physicians, not funding positions.

## Number of eConsults Received by LHIN 14 Specialists through the Ontario eConsult Program\*



\*Includes eConsults from Requesting Clinicians from inside and outside the LHIN

## Number of eConsults Sent by LHIN 14 Requesting Clinicians - Ontario eConsult Program\*\*



\*\*Includes eConsults sent to Specialists inside and outside the LHIN