



**OntarioMD Stakeholder Report**  
**Products and Services by LHIN**  
**September 2018**

**Prepared: October 2018**

# Contents

- 1. EXECUTIVE NOTES FOR SEPTEMBER.....3**
- 2. INTRODUCTION .....5**
- 3. ONTARIO MD AND LOCAL HEALTH INTEGRATION NETWORKS.....5**
  - WHAT WE DO.....5
- 4. ONTARIO MD PRODUCTS AND SERVICES .....6**
- 5. PROOF OF CONCEPTS 2018.....11**
- 6. TABLES BY VENDOR AND LHIN VIEW.....13**
  - TABLE 1: FAMILY PHYSICIANS, SPECIALISTS AND NURSE PRACTITIONERS BY ONTARIO MD-CERTIFIED EMR OFFERING PER PRODUCT / SERVICE ..... 13
  - TABLE 2: PRODUCT PENETRATION BY COMMUNITY-BASED FAMILY PHYSICIANS AND SPECIALISTS BY LHIN ..... 14
  - TABLE 3: HRM PRODUCT PENETRATION BY COMMUNITY-BASED FAMILY PHYSICIANS, SPECIALISTS AND NURSE PRACTITIONERS BY LHIN ..... 15
  - TABLE 4: ECONSULT PRODUCT PENETRATION BY PHYSICIANS AND NURSE PRACTITIONERS BY LHIN ..... 17
  - TABLE 5: EMR QUALITY DASHBOARD PHASE 2 PHYSICIAN PARTICIPATION BY LHIN..... 18**
  - TABLE 6: ONTARIO MD PRIVACY & SECURITY TRAINING COMPLETED BY LHIN..... 18**
- 7. APPENDICES.....19**
  - 1.1 APPENDIX A: LHIN 1 – ERIE ST. CLAIR..... 19
  - 1.2 APPENDIX B: LHIN 2 – SOUTH WEST ..... 22
  - 1.3 APPENDIX C: LHIN 3 – WATERLOO WELLINGTON..... 25
  - 1.4 APPENDIX D: LHIN 4 – HAMILTON NIAGARA HALDIMAND BRANT..... 28
  - 1.5 APPENDIX E: LHIN 5 – CENTRAL WEST..... 31
  - 1.6 APPENDIX F: LHIN 6 – MISSISSAUGA HALTON ..... 34
  - 1.7 APPENDIX G: LHIN 7 – TORONTO CENTRAL..... 37
  - 1.8 APPENDIX H: LHIN 8 – CENTRAL ..... 40
  - 1.9 APPENDIX I: LHIN 9 – CENTRAL EAST ..... 43
  - 1.10 APPENDIX J: LHIN 10 – SOUTH EAST ..... 46
  - 1.11 APPENDIX K: LHIN 11 – CHAMPLAIN ..... 49
  - 1.12 APPENDIX L: LHIN 12 – NORTH SIMCOE MUSKOKA..... 52
  - 1.13 APPENDIX M: LHIN 13 – NORTH EAST..... 55
  - 1.14 APPENDIX N: LHIN 14 – NORTH WEST ..... 58

## 1. Executive Notes for September

### Revalidating Certified EMR Offerings

OntarioMD is revalidating all current certified EMR offerings with participating vendors to the updated EMR Specifications. YES Medical is the first EMR vendor to complete revalidation activities in 2018. They have demonstrated compliance with EMR Specifications required for EMR Certification in Primary Care. The EMR certification team is on track to revalidate all [current EMR offerings](#) by the end of 2018.

### eAgreements

OntarioMD has launched eAgreements through OntarioMD.ca. eAgreements enables physicians who are registered users of OntarioMD.ca to manage their multiple user agreements for digital health services in a single convenient online location; replacing the need to track paper copies. The service was initially launched to a limited pilot group of physicians and will be expanded to our broader community.

### Supporting Our Partners

OntarioMD supports over 16,000 clinicians with innovative digital health and quality improvement tools and approaches to address their practice needs. OntarioMD also supports its partners using a streamlined onboarding approach that bundles multiple digital health offerings into a single visit, appreciated by clinicians for being more efficient and convenient.

***eHealth Ontario, Toronto Central LHIN, Northern and Eastern Region LHINs, University Health Network*** - OntarioMD is actively onboarding primary care physicians for the Digital Health Services Bundle on behalf of its partners, eHealth Ontario, Toronto Central (TC) LHIN, the Northern and Eastern Region (NER) LHINs, University Health Network (UHN) and the Ontario Telemedicine Network (OTN). OntarioMD is working with additional LHINs to expand this model. Onboarding is well underway in the TC LHIN area. The Digital Health Services Bundle includes:

- **ONE® ID** - eHealth Ontario's identity and access management service that enables health care providers to access secure provincial digital health assets such as eConsult.
- **ONE Mail** - eHealth Ontario's encrypted email service that lets registered health care professionals share patient information quickly, confidently and securely.
- **ConnectingOntario Clinical Viewer** – A secure web-based portal that enables authorized health care providers to view digital health records from across Ontario.
- **Ontario eConsult Program** – A provincial digital health service that enables requesting physicians and nurse practitioners to ask clinical questions to a specialist electronically and receive a response within days, often eliminating the need for an in-person patient visit.

***Ontario Telemedicine Network (OTN)*** - OntarioMD is working with OTN to integrate virtual care solutions with provider electronic medical records (EMRs) and make it easier for physicians to engage in powerful virtual care applications. We are also supporting the deployment of an array of OTN's

integrated virtual care tools, including eConsult and eVisit Primary Care (a pilot in partnership with Ontario's LHINs to connect patients with their family physicians via secure messaging, audio and video). OTN, in turn, is collaborating with OntarioMD on the integration of the OTN eConsult platform with OntarioMD-certified EMRs and is leveraging OntarioMD's Health Report Manager (HRM) to deliver patient documentation to EMRs.

**Ministry of Health and Long-Term Care** – OntarioMD continues preparation for work on immunization reporting directly through certified electronic medical records (EMRs). An integrated approach will allow physicians to submit and view their patients' immunization data through the Digital Health Immunization Repository (DHIR) to ensure they and Public Health Units have the most up-to-date immunization information to protect Ontarians from infectious diseases.

### **OntarioMD Educational Events**

OntarioMD offers a range of learning opportunities as part of our commitment to educating physicians and their staff on digital health best practices. Twice a year, OntarioMD hosts the EMR: Every Step Conference, the largest conference series in Canada dedicated to digital health and EMRs. We also host about 12 regional seminars and present and exhibit at many digital health and primary care events. We would be pleased to speak at events hosted by LHINs and other stakeholders.

### ***On the Road with OntarioMD***

Our 'On the Road with OntarioMD' regional educational seminars offer one hour of didactic learning on a very relevant topic for physician practices - Partnered Efforts in Safe Opioid Prescribing. The events begin with a presentation followed by small group learning with Peer Leaders who use the same EMRs as the attendees. Attendee feedback continues to be excellent and physicians and their staff have said they value the Peer Leader presentation and the time they get to spend with the Peer Leaders at the table discussions. The sessions are CME-accredited by the College of Family Physicians of Canada's Ontario Chapter for two hours of Mainpro+ credits. The next seminars are scheduled for Sarnia on November 7, Scarborough on November 28 and Barrie on December 4.

### ***EMR: Every Step Conferences***

The EMR: Every Step Conference in Toronto held on September 27 attracted almost 800 attendees. Attendee feedback rated the keynote speakers and the sessions across the four learning streams very highly. Since 2012, nearly 6,000 attendees have participated in the conference series. Planning has begun for the next conference in Ottawa in late spring 2019.

### **Standards Council of Canada Awards**

OntarioMD's Vice-President, Product Strategy and Delivery, Elizabeth Keller, received (with her committee as Vice-Chair) the 2018 Standards Council of Canada Committee Achievement Award recognizing teamwork, consensus-building, productivity and multidisciplinary cooperation demonstrated by a standards-related committee for her global work on the Canadian Mirror Committee of the International Organization for Standardization Technical Committee 215 – Health Informatics (MC/ISO/TC 215). She was also elected as Chair of the Committee and Head of Delegation for Canada.

## 2. Introduction

The purpose of this report is to provide OntarioMD's partners and stakeholders with a monthly update on the provincial view of community-based family physicians' and community specialists' adoption and optimized use of certified EMRs and other digital health tools and services integrated with certified EMRs. Except where indicated, this report does not include information about adoption of the referenced digital health applications by nurse practitioners or other health care service providers.

By helping physicians become more proficient EMR users, OntarioMD helps them realize the clinical value and full potential digital health tools and services to enhance patient care. These tools and services are also improving Ontarians' access to care and improving clinical outcomes through integration with EMRs and an increasingly integrated and coordinated health care system.

## 3. OntarioMD and Local Health Integration Networks

OntarioMD is focused on the delivery of digital health products and services that translate into clinical value for physicians and their patients. OntarioMD has the infrastructure, relationships and experience to deliver cost-effectively the full spectrum of high-quality digital health programs and services for clinicians across the province. It works closely, and in partnership, with other health care organizations across the province, including the 14 Local Health Integration Networks (LHINs).

Our regional OntarioMD staff take a holistic approach to working with physician practices, bundling products and change management services on behalf of the LHINs for efficient visits to practices. This reduces multiple touchpoints to the physician office and streamlines training and onboarding, so physicians can spend less time on administration and more time on patient care.

### **What We Do**

- Connect physician practices to digital health tools that improve access to care, clinical outcomes and decision-making, such as OntarioMD's Health Report Manager (HRM), eNotifications, the EMR Quality Dashboard, Ontario eConsult Program and the Ontario Laboratories Information System (OLIS). We are also deploying the ConnectingOntario Clinical Viewer, ONE® Mail and ONE ID on behalf of eHealth Ontario and many LHINs.
- Provide physicians with trusted advice, guidance and support from OntarioMD staff, located across Ontario, to optimize EMR and digital health use and realize quality improvements
- Provide in-depth, hands-on support for physicians' quality improvement goals through the EMR Practice Enhancement Program (EPEP)'s experienced Practice Enhancement Consultants

- Mentor physician practices with practical EMR tips from physician, nurse and clinic manager Peer Leaders who understand how physicians practice and share their expertise with the same EMR
- Manage EMR vendors and deliver a trusted EMR certification program that assesses and monitors EMR offerings for compliance with the Ontario EMR Specifications. OntarioMD certification provides assurance to physicians that their EMRs are providing clinical value and are facilitating the exchange of EMR data. Vendors know that OntarioMD understands clinicians and how to bring digital health tools into their practices.

#### **4. OntarioMD Products and Services**

OntarioMD products and services are provincial digital health assets for clinicians and centered around patients. Enabling the flow of patient information directly to OntarioMD-certified EMRs supports:

- Access to care, services and health information
- Enhances the efficiency of the health system
- Strengthens quality, effectiveness and accountability
- Stimulates innovation and growth

OntarioMD receives funding from the Ministry of Health and Long-Term Care (MOHLTC), with a mandate to support connectivity, interoperability, and integration of EMRs with the digital health delivery system more broadly and to work with clinicians to optimize the clinical value of their certified EMRs to provide enhanced care to their patients.



OntarioMD staff work closely with physician practices to address their needs and enable them to enhance clinical value through technology. They assist practices to successfully navigate enrolment, onboarding and deployment processes, including completing subscription agreements for products such as Health Report Manager (HRM). They work with EMR vendors when necessary to facilitate connectivity, educate on functionality and to advocate when issues arise; all to ensure optimized use of the EMR and enhance the quality of care for patients.

With partner LHINs, OntarioMD staff work to ensure the efficient delivery of products and services by working locally to provide change management services to integrate physician practices with new digital health solutions. Physicians and their staff are supported through the EMR Practice Enhancement Program (EPEP) to develop step-by-step advice and plans, tools and techniques based on the specific needs of patients and the practice all designed to optimize use of the EMR and other digital

health tools. This knowledge and expertise lead to improvements in practice efficiency and a better experience for patients and practice staff.

Some of the top examples of how OntarioMD staff have helped practices include change management strategies for improving:

- Data standardization, quality and integrity
- Preventive care
- Internal workflow processes to enhance the patient experience
- Communications, etc.

In addition, OntarioMD staff share their experience in using EMRs and other digital health tools to:

- Manage chronic diseases
- Eliminate appointment backlogs
- Manage documents
- Conduct effective queries, and much more.

Physician practices can request a meeting with OntarioMD staff by contacting [support@ontariomd.com](mailto:support@ontariomd.com).



The EMR Practice Enhancement Program (EPEP) is a provincial change management service designed to help physicians enhance their EMR skills and efficiency to improve clinical and practice outcomes. No matter the current level of EMR skill, EPEP offers a current state analysis of EMR use, practice workflow and data quality to help physicians move beyond data capture and use information to improve patient care and practice efficiency to the physician's desired level of EMR maturity.

EPEP is based on OntarioMD's [EMR Maturity Model](#), an evidence-based framework for measuring, understanding and enhancing EMR use. The program provides in-depth, hands-on support from expert EMR users to help physicians create a plan, enriched with quality improvement methodology, that reflects unique practice priorities, leading to improved workflow, efficiency and patient care.

To get started with EPEP, physicians are encouraged to complete an [EMR Progress Assessment \(EPA\)](#), which is designed to help physicians identify their current EMR skill level and areas in which they would like to improve. Email [epep@ontariomd.com](mailto:epep@ontariomd.com) for more information or to request a consultation.



## PEER LEADER PROGRAM

OntarioMD's Peer Leader Program is a provincial network of physicians, nurses and clinic managers who are expert users of OntarioMD-certified EMRs. They support physician practices to realize increasing clinical value from their EMRs.

Peer Leaders provide consulting services to physician practices that can lead to more efficient EMR use and workflow, optimization of existing EMR functions and access to additional ones, improved clinical decision support, and much more. They also provide guidance to OntarioMD on physician practice perspectives and priorities with regards to the development of innovation and enhancements to current OntarioMD programs. Peer Leaders are highly skilled thinkers in advanced EMR and digital health use, moving health system policy to practice, and quality improvement.

Contact [peer.leader.program@ontariomd.com](mailto:peer.leader.program@ontariomd.com) to request a Peer Leader. Peer Leaders are also available for consultation at OntarioMD's EMR: Every Step Conferences, our 'On the Road with OntarioMD' educational seminars, and other regional events.



## HEALTH REPORT MANAGER

Health Report Manager (HRM) is an award-winning digital health solution developed by OntarioMD. It improves communication among health care providers by enabling physician practices using an OntarioMD-certified electronic medical record (EMR) to securely receive patient reports electronically from hospitals and other health care facilities directly into their EMRs. By eliminating paper reports, HRM makes report delivery safer and more secure while saving time and money for both hospitals and specialty facilities that send reports as well as the physician practices that receive them.

More than 9,000 physicians in the 14 LHINs across Ontario are now receiving reports from hundreds of hospitals, as well as eNotifications, Ontario Telemedicine Network tele-homecare reports, and reports from the Centre for Mental Health and Addictions (CAMH). Physician practices are benefitting from the security, scalability, ease, and speed of HRM report delivery to follow up with their patients and continue appropriate treatment. OntarioMD staff have worked with thousands of physicians to incorporate HRM into their workflow to better inform clinical decisions that result in better patient outcomes and more efficient practices.

OntarioMD is leading the expansion and continuous enhancement of HRM across the province in collaboration with the LHINs and other delivery partners. To sign up for HRM, email [support@ontariomd.com](mailto:support@ontariomd.com).





## eNOTIFICATIONS

eNotifications are sent through HRM to alert physicians and their practices in real time when a patient has been discharged from an emergency department, or admitted or discharged from an in-patient unit. Physicians receive them much sooner than discharge summaries, which take longer for hospitals to prepare and transmit. Thanks to their timeliness, eNotifications improve care coordination between hospitals and family physicians, especially with respect to hospital visits of complex care patients. eNotifications also support Health Links by enabling faster and safer follow-up treatment, and potentially reducing hospital readmissions. Physicians already connected to HRM will automatically receive eNotifications. Once they do, OntarioMD staff can assist clinicians to understand how eNotifications fit into their workflows. eNotifications have been recognized by Accreditation Canada as a Leading Practice for communication and patient safety.

OntarioMD is leading the expansion of eNotifications to primary care across the province and works collaboratively with Health Shared Services Ontario and LHINs towards enabling hospitals to send eNotifications. For more information on using eNotifications, email [support@ontariomd.com](mailto:support@ontariomd.com).



## EMR CERTIFICATION PROGRAM

OntarioMD is Ontario's EMR certification body and manages the EMR Certification Program. The EMR Certification Program is the only current mechanism in Ontario through which to translate Ministry priorities, manage EMR vendors and drive EMR use by physicians. OntarioMD has well over 10 years of experience working with EMR vendors and their products and vendors value OntarioMD's understanding of clinician practices and their experience in delivering digital health tools integrated with EMRs.

Certified EMRs are a mandatory requirement for physician practices to access provincial digital health applications such as HRM, eNotifications and OLIS. More than 15,000 physicians and over 1,000 nurse practitioners use OntarioMD-certified EMR products. The EMR Certification Program continuously evolves certified EMRs, taking into account clinicians' needs and the future of digital health in Ontario and the rest of Canada. It also helps physician practices leverage new EMR functionality that leads to their optimized use of a certified EMR.

OntarioMD has moved to open certification, which allows new vendors to apply for certification at any time and enables OntarioMD to respond more quickly to evolving system needs. For more information, email [emr@ontariomd.com](mailto:emr@ontariomd.com).



## OLIS DEPLOYMENT

OntarioMD is leading the deployment of OLIS to physician practices on behalf of eHealth Ontario. OLIS is a system that connects hospitals, community laboratories, public health laboratories and practitioners to facilitate the secure electronic exchange of laboratory test orders and results. Clinicians using an OntarioMD-certified EMR can access the latest lab results for their patients or perform patient queries. To sign up for OLIS, email [support@ontariomd.com](mailto:support@ontariomd.com).



## PRIVACY TRAINING AND RESOURCES

OntarioMD provides privacy, security and legal expertise to physician practices to educate them about their role and responsibilities as Health Information Custodians under the *Personal Health Information Protection Act* (PHIPA). Privacy and security tools and resources are available to all physicians and are regularly updated to address emerging technology or new cyberthreats. OntarioMD offers a comprehensive online Privacy and Security Training Module to support community-based physicians' access to provincial digital health assets. The module covers topics such as safeguarding PHI and other confidential data from breaches, and how to comply with obligations under PHIPA. Completion of the module is a prerequisite for enrolment into the ConnectingOntario ClinicalViewer and other digital health programs.

The OntarioMD Privacy and Security Training Module was developed with input from the College of Physicians and Surgeons of Ontario (CPSO), the Canadian Medical Protective Association (CMPA), the Ontario Medical Association (OMA) and eHealth Ontario. It has been certified as a Self-Learning Program by the College of Family Physicians of Canada for two Mainpro+ credits.

The OntarioMD Privacy and Security Training Module is available at [OntarioMD.ca](http://OntarioMD.ca), and can be accessed from any device that connects to the Internet. Physicians and their staff must be registered users of [OntarioMD.ca](http://OntarioMD.ca) to access the training and can log in with their email and password. In addition to the online training, [OntarioMD.ca](http://OntarioMD.ca) offers supplementary resources that all health care professionals can download for reference.



## EMR: EVERY STEP CONFERENCE

The EMR: Every Step Conference is OntarioMD's flagship event and Canada's largest EMR conference series. It is focused on educating physician practices on realizing the full benefits of a certified EMR and other digital health tools.

Two conferences are held each year in locations across Ontario. The conference in Toronto attracts close to 1,000 attendees each year. Attendees pick up valuable EMR optimization tips, hear about the

latest digital health innovations for primary care, and gain quality improvement advice at educational sessions offered across different streams of learning. The conferences provide up to 7.5 Mainpro+ credits for family physicians and the credits are transferrable for specialists. Content for the Toronto conference is developed from abstracts submitted by physicians and their staff as well as stakeholders. To learn more, [visit ontariomd.ca](http://visit.ontariomd.ca) or contact [omd.events@ontariomd.com](mailto:omd.events@ontariomd.com).

## 5. Proof of Concepts 2018



OntarioMD continues to deploy eConsult to physician practices and expand eConsult EMR Integration in collaboration with the eConsult Centre of Excellence, eHealth Ontario and OTN to more users of Accuro® EMR and OSCAR. The eConsult EMR Integration complements physician workflow when using eConsult and promotes increased adoption by EMR users. The initiative aligns with the provincial architectural blueprint to integrate EMRs with provincial digital health assets.

The learnings from the first phase of the initiative were incorporated into a draft Specification for eConsult EMR Integration which OntarioMD has published for all EMR vendors on OntarioMD.ca.



OntarioMD is leading an initiative that is demonstrating continuous quality improvement in the clinical value of EMRs through an EMR Quality Dashboard. The Dashboard provides a framework for real-time access to an introductory set of high-value provincial indicators from Health Quality Ontario (HQO), the Canadian Institute for Health Information (CIHI) and the Association of Family Health Teams of Ontario (AFHTO), along with indicators to improve management of physician practices. An example of an indicator is the percentage of eligible patients within a roster who have been screened for colorectal cancer. Physicians will see this indicator and other population health indicators at a glance and can develop action plans for proactive patient care.

OntarioMD worked with TELUS Health and OSCAR EMR and over 100 physicians on Phase 1 of the EMR Quality Dashboard Proof of Concept. The [Phase 1 Benefits Evaluation](#), [Final Report](#), a [summary of key findings and next steps](#), and [frequently asked questions](#) have been published on OntarioMD.ca.

Phase 2 of the initiative launched in October 2017 and will run to December 2018. It will expand the number of indicators in the Dashboard from 27 to 30 and will increase participation by up to 400 additional physicians to further demonstrate the framework's value. During Phase 2, we will:

- further identify and refine dashboard indicators,
- deploy to more physicians across all LHINs, and
- define a business plan for a provincial EMR Quality Dashboard solution.

For more information on OntarioMD's EMR Quality Dashboard initiative, email [EMRdashboard@ontariomd.com](mailto:EMRdashboard@ontariomd.com).

## 6. Tables by Vendor and LHIN View

**Table 1: Family Physicians, Specialists and Nurse Practitioners by OntarioMD-Certified EMR Offering per Product / Service**

EMR Vendor with a Certified EMR Offering	Physicians Live on a Certified EMR				HRM				eNotifications	Physicians Connected to OLIS <sup>1</sup>
	FP*	SP**	Unknown	Total	FP	SP	NP	Live		
ABELSoft Corporation	223	266	15	504	70	73	1	144	88	374
Alpha Healthcare Inc.	52	19	2	73	36	10		46	42	59
Canada Health Systems Inc.	320	110	15	445	176	48	1	225	196	301
Indivica Inc.	515	102	8	625	399	73	3	475	440	268
OSCAR EMR	1,308	671	14	1,993	708	288	17	1,013	867	955
P&P Data Systems Inc.	462	87	5	554	159	10	7	176	158	298
QHR Technologies Inc.	1,965	1,685	173	3,823	1,145	842	119	2,106	1,351	3,424
TELUS	5,680	1,271	128	7,079	3,798	549	491	4,838	4,147	5,976
YES Medical Systems	10	42	6	58	3	16		19	11	52
York-Med Systems Inc.	27	65	2	94	12	21		33	20	79
<b>Total</b>	<b>10,562</b>	<b>4,318</b>	<b>368</b>	<b>15,248<sup>2</sup></b>	<b>6,506</b>	<b>1,930</b>	<b>639</b>	<b>9,075</b>	<b>7,320</b>	<b>11,786</b>

<sup>1</sup> Source: eHealth Ontario

<sup>2</sup> Numbers reflect the actual number of physicians, not funding positions.

\* FP = Community-based Family Physicians

\*\* SP = Community-based Specialists

**Table 2: Product Penetration by Community-Based Family Physicians and Specialists by LHIN**

LHIN	No. of Physicians participating in provincial product / service <sup>1</sup>					Estimated number of FP and SP <sup>3</sup>			FP Penetration
	FP	SP	Unknown	Total	Change <sup>2</sup>	FP	SP <sup>5</sup>	Total	%
1. Erie St. Clair	369	187	15	571	21	479	490	969	77%
2. South West	804	270	15	1,089	28	911	1,270	2,181	88%
3. Waterloo Wellington	582	219	15	816	16	701	585	1,286	83%
4. Hamilton Niagara	979	482	20	1,481	12	1,183	1,822	3,005	83%
5. Central West	519	236	17	772	13	682	537	1,219	76%
6. Mississauga Halton	867	311	22	1,200	17	1,111	1,023	2,134	78%
7. Toronto Central	1,403	793	32	2,228	67	1,789	4,010	5,799	78%
8. Central	1,280	630	35	1,945	38	1,683	1,649	3,332	76%
9. Central East	1,040	435	25	1,500	20	1,225	1,147	2,372	85%
10. South East	492	86	11	589	8	544	674	1,218	90%
11. Champlain	1,371	476	22	1,869	43	1,612	2,000	3,612	85%
12. North Simcoe Muskoka	408	130	10	548	16	453	360	813	90%
13. North East	427	100	11	538	8	605	454	1,059	71%
14. North West	203	76	4	283	15	312	216	528	65%
<b>Total</b>	<b>10,754</b>	<b>4,435</b>	<b>368</b>	<b>15,557<sup>4</sup></b>	<b>343</b>	<b>13,290</b>	<b>16,237</b>	<b>29,527</b>	<b>81%</b>

<sup>1</sup> Includes physicians participating in the EMR Adoption Program, HRM and OLIS

<sup>2</sup> Number reflects physicians who may have withdrawn or moved LHIN boundaries during the reporting period, and where LHIN information was unavailable from the data source.

<sup>3</sup> Source: OPHRDC (Ontario Physician Human Resource Data Centre) 2018 – please note that the total number of FPs and SPs reflects an increase of 891 physicians to the 2017 OPHRDC data point.

<sup>4</sup> Includes physicians where LHIN information was unavailable. Numbers reflect the actual number of physicians, not funding positions.

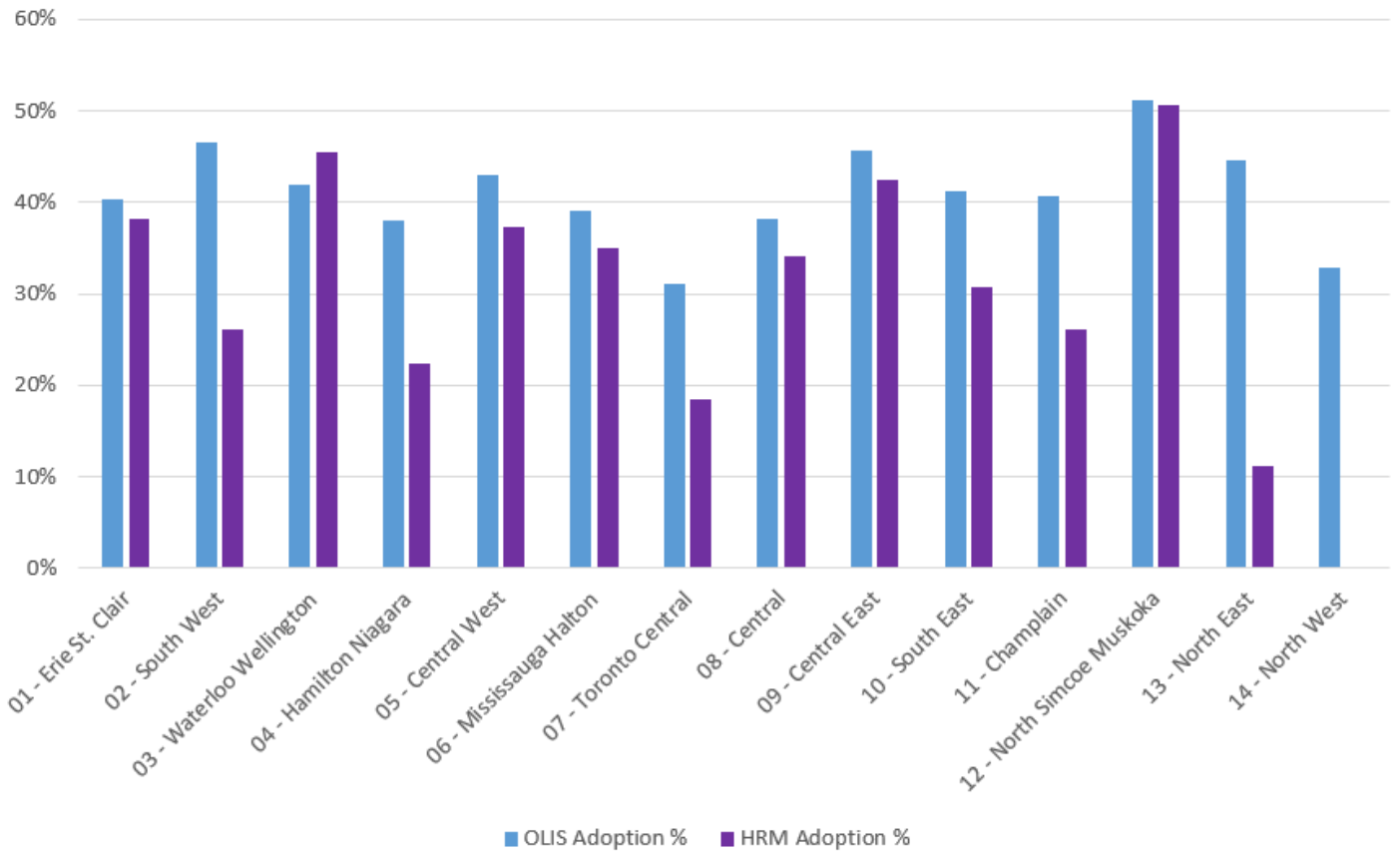
<sup>5</sup> Includes community and hospital-based specialists

**Table 3: HRM Product Penetration by Community-Based Family Physicians, Specialists and Nurse Practitioners by LHIN**

LHIN	Clinicians LIVE on HRM					Physicians Using eNotifications
	FP	SP	NP	Total	Change <sup>1</sup>	Total
1. Erie St. Clair	284	86	93	463	14	360
2. South West	493	78	64	635	19	498
3. Waterloo Wellington	463	121	65	649	19	495
4. Hamilton Niagara	513	159	10	682	29	591
5. Central West	322	132	17	471	-16	360
6. Mississauga Halton	581	165	25	771	22	631
7. Toronto Central	773	300	39	1,112	21	963
8. Central	821	317	22	1,160	54	935
9. Central East	754	255	83	1,092	21	822
10. South East	349	26	75	450	5	393
11. Champlain	736	208	58	1,002	20	841
12. North Simcoe Muskoka	335	76	84	495	5	352
13. North East	110	8	21	139	10	113
14. North West						
<b>Total</b>	<b>6,534</b>	<b>1,931</b>	<b>656</b>	<b>9,121</b>	<b>223</b>	<b>7,549</b>

<sup>1</sup>Number reflects clinicians who may have withdrawn or moved LHIN boundaries during the reporting period, and where LHIN information was unavailable from the data source.

## Provincial Product/Service Penetration by LHIN





**Table 4: eConsult Product Penetration by Physicians and Nurse Practitioners by LHIN**

LHIN	Physicians and NPs on eConsult
	Total <sup>1</sup>
1. Erie St. Clair	271
2. South West	591
3. Waterloo Wellington	429
4. Hamilton Niagara	617
5. Central West	187
6. Mississauga Halton	487 <sup>2</sup>
7. Toronto Central	1,115
8. Central	547
9. Central East	467
10. South East	429 <sup>3</sup>
11. Champlain	1,579 <sup>4</sup>
12. North Simcoe Muskoka	418
13. North East	680
14. North West	318
<b>Total</b>	<b>8,321<sup>5</sup></b>

<sup>1</sup> Provisioned (live) Physicians and NPs

<sup>2</sup> Includes physicians and NPs using eConsult BASE™ and OTN eConsult in Mississauga Halton LHIN

<sup>3</sup> Includes physicians and Nurse Practitioners using OTN BASE eConsult (SEAMO Pilot) and OTN eConsult in South East LHIN

<sup>4</sup> Includes physicians and Nurse Practitioners using eConsult and OTN eConsult in Champlain LHIN.

<sup>5</sup> Includes clinicians where LHIN information was unavailable.

**Table 5: EMR Quality Dashboard Phase 2 Physician Participation by LHIN**

LHIN	Forecast Target	Onboarded	Deployed	Training complete
01-Erie St. Clair	34	26	26	12
02-South West	34	31	30	30
03-Waterloo Wellington	42	28	28	25
04-Hamilton Niagara	32	59	55	38
05-Central West	23	21	20	12
06-Mississauga Halton	33	35	35	27
07-Toronto Central	39	41	39	38
08-Central	41	39	39	30
09-Central East	33	44	40	27
10-South East	35	12	6	6
11-Champlain	32	38	34	33
12-North Simcoe Muskoka	35	15	15	15
13-North East	43	9	8	8
14-North West	36	17	9	7
<b>Total</b>	<b>492</b>	<b>415</b>	<b>384</b>	<b>308</b>

**Table 6: OntarioMD Privacy & Security Training Completed by LHIN**

LHIN	Privacy Training Completion by Role (as of September 30, 2018)		Total
	Physician	Sponsored User	
1. Erie St. Clair	2	0	2
2. South West	8	4	12
3. Waterloo Wellington	10	74	84
4. Hamilton Niagara	12	0	12
5. Central West	6	6	12
6. Mississauga Halton	21	42	63
7. Toronto Central	114	43	157
8. Central	28	34	62
9. Central East	21	16	37
10. South East	10	4	14
11. Champlain	25	7	32
12. North Simcoe Muskoka	8	2	10
13. North East	12	14	26
14. North West	2	12	14
<b>Total</b>	<b>279</b>	<b>258</b>	<b>537</b>

## 7. Appendices

### Definitions:

**LHIN Penetration:** The % of eligible physicians or hospitals using provincial product/service; the % penetration for all LHINs is based on the denominator of 28,636 eligible physicians across all LHINs.

**Ontario Average:** Average % of eligible physicians or hospitals using product across all LHINs;

### 1.1 Appendix A: LHIN 1 – Erie St. Clair

LHIN 1 - Provincial Product/Service % Penetration		
Product	LHIN 1 Penetration <sup>1</sup>	Change
eNotifications (Hospitals)*	78%	
HRM (Physicians)	38%	-1%
HRM (Hospitals)	89%	
OLIS (Physicians)*	40%	-1%

\*OntarioMD has re-counted eligible hospital sites for HRM and eNotifications to align with the Ministry of Health and Long-Term Care's (MoHLTC) Eligible Hospital Sites. Details of additional sites and their effect on penetration rates were provided in the April 2018 LHIN Report.

LHIN 1 – Physicians by Vendor/OntarioMD Service						
EMR Vendor	Physicians Live on Certified EMR <sup>2</sup>				HRM	OLIS* Access Through EMR
	GP	SP	Unknown	Total		
ABELSoft Corporation	10	13	5	28	6	19
Alpha Healthcare Inc.	4	1		5	4	5
Canada Health Systems Inc.	6	2		8	3	3
Indivica Inc.	1	1		2	1	2
OSCAR EMR	22	13		35	15	11
P&P Data Systems Inc.	2	3		5	2	2
QHR Technologies Inc.	118	97	8	223	147	162
TELUS	201	38	2	241	176	171
YES Medical Systems	2	6		8	5	8
York-Med Systems Inc.	1	9		10	8	6
<b>Total</b>	<b>367</b>	<b>183</b>	<b>15</b>	<b>565</b>	<b>367</b>	<b>389</b>

\*Source: eHealth Ontario

<sup>1</sup> HRM Penetration is based on Live Physicians, not Enrolled Physicians.

<sup>2</sup> Numbers have been updated to reflect the actual number of physicians, not funding positions.

LHIN 1 - Physicians by OntarioMD-Certified Vendor/Sub-Region <sup>1 2</sup>						
OntarioMD Certified Vendor	Chatham City Centre	Essex South Shore	Lambton	Rural Kent	Tecumseh Lakeshore Amherstburg LaSalle	Windsor
ABELSoft Corporation	3	2	4		1	18
Alpha Healthcare Inc.						5
Canada Health Systems Inc.						8
Indivica Inc.		1				1
OSCAR EMR	3		15		1	16
P&P Data Systems Inc.					1	4
QHR Technologies Inc.	37	29	34	17	17	86
TELUS	34	5	54		27	119
YES Medical Systems						8
York-Med Systems Inc.	6					4
<b>Total</b>	<b>83</b>	<b>37</b>	<b>107</b>	<b>17</b>	<b>47</b>	<b>269</b>

<sup>1</sup> Numbers have been updated to reflect the actual number of physicians, not funding positions.

<sup>2</sup> Please see Executive Notes for an explanation of slight discrepancies between LHIN and sub-region totals.

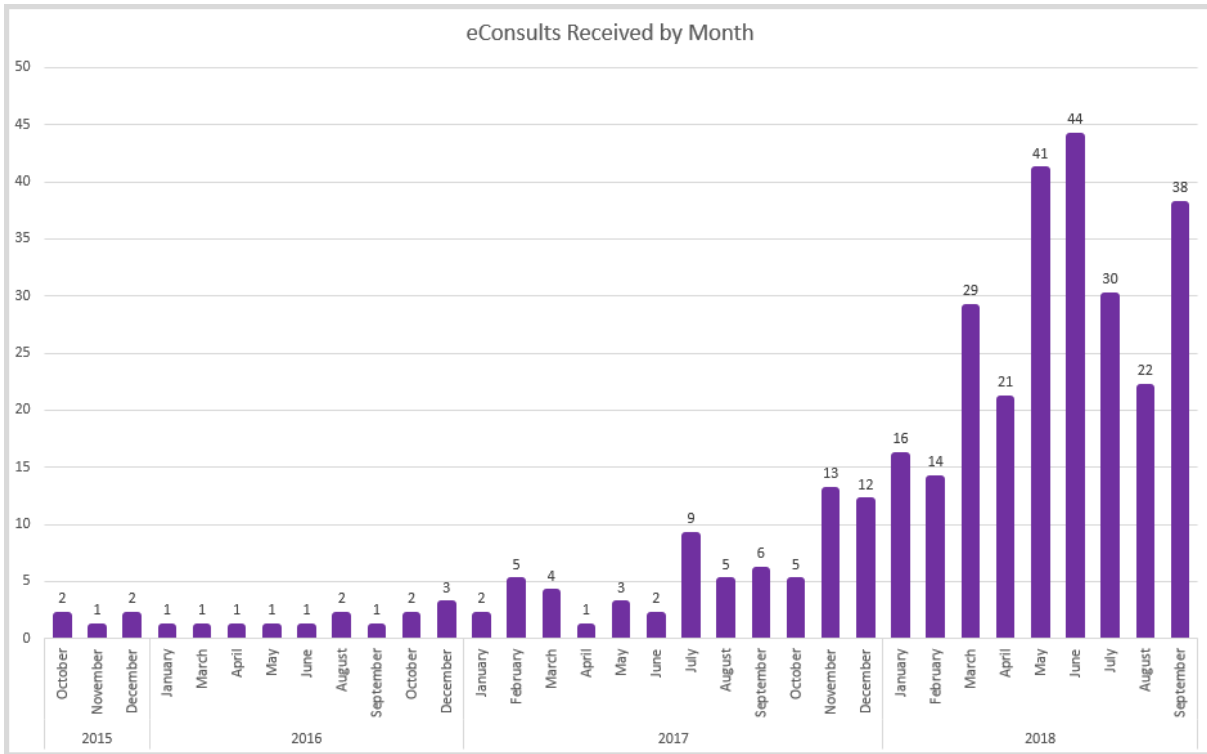
LHIN 1- Physicians by Sub-Region /Service			
Sub-Region	Physicians Live on Certified EMR <sup>1 2</sup>	HRM	OLIS* Access Through EMR
Chatham City Centre	83	60	62
Essex South Shore	37	27	35
Lambton	107	75	61
Rural Kent	17	14	22
Tecumseh Lakeshore Amherstburg LaSalle	47	26	29
Windsor	269	162	175
<b>Total</b>	<b>560</b>	<b>364</b>	<b>384</b>

\*Source: eHealth Ontario

<sup>1</sup> Numbers have been updated to reflect the actual number of physicians, not funding positions.

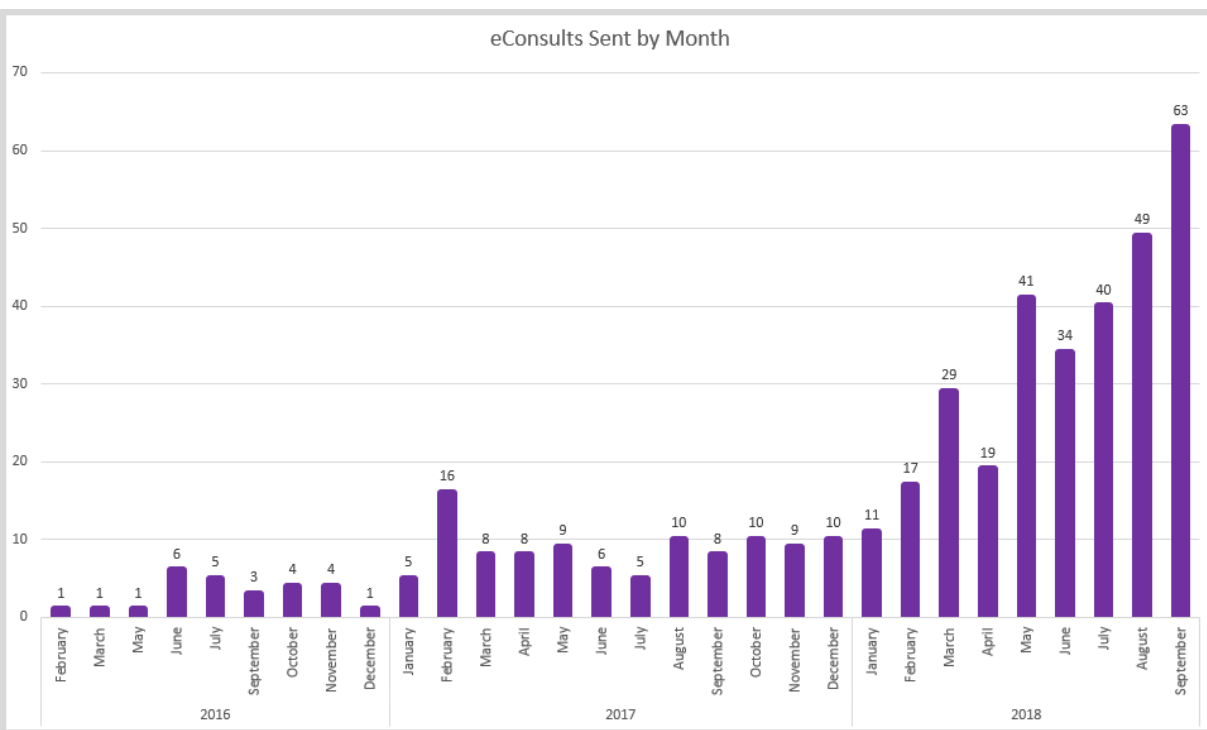
<sup>2</sup> Please see Executive Notes for an explanation of slight discrepancies between LHIN and sub-region totals.

### Number of eConsults Received by LHIN 1 Specialists through the Ontario eConsult Program\*



\*Includes eConsults from Requesting Clinicians from inside and outside the LHIN

### Number of eConsults Sent by LHIN 1 Requesting Clinicians - Ontario eConsult Program\*\*



\*\*Includes eConsults sent to Specialists inside and outside the LHIN

## 1.2 Appendix B: LHIN 2 – South West

LHIN 2 – Provincial Product/Service % Penetration		
Product	LHIN 2 Penetration <sup>1</sup>	Change
eNotifications (Hospitals)*	53%	
HRM (Physicians)	26%	-1%
HRM (Hospitals)	100%	
OLIS (Physicians)*	47%	

\*OntarioMD has re-counted eligible hospital sites for HRM and eNotifications to align with the Ministry of Health Eligible Hospital Sites. Details of additional sites and their effect on penetration rates were provided in the April 2018 LHIN Report.

LHIN 2 – Physicians by Vendor/OntarioMD Service						
EMR Vendor	Physicians Live on Certified EMR <sup>2</sup>				HRM	OLIS* Access Through EMR
	GP	SP	Unknown	Total		
ABELSoft Corporation	11	7		18	2	21
Alpha Healthcare Inc.		3		3	3	1
Canada Health Systems Inc.	5	4		9	1	10
Indivica Inc.						1
OSCAR EMR	42	27		69	27	39
P&P Data Systems Inc.	1	1		2		5
QHR Technologies Inc.	286	104	7	397	171	403
TELUS	454	111	8	573	365	517
YES Medical Systems		2		2		1
York-Med Systems Inc.	1	6		7	2	7
<b>Total</b>	<b>800</b>	<b>265</b>	<b>15</b>	<b>1,080</b>	<b>571</b>	<b>1,005</b>

\* Source: eHealth Ontario

<sup>1</sup> HRM Penetration is based on Live Physicians, not Enrolled Physicians.

<sup>2</sup> Numbers have been updated to reflect the actual number of physicians, not funding positions.

LHIN 2 - Physicians by OntarioMD-Certified Vendor/Sub-Region <sup>1 2</sup>					
OntarioMD Certified Vendor	Elgin	Grey Bruce	Huron Perth	London Middlesex	Oxford
ABELSoft Corporation	8	1	1	6	2
Alpha Healthcare Inc.				3	
Canada Health Systems Inc.		3	3	2	1
Indivica Inc.					
OSCAR EMR	1	8	7	48	3
P&P Data Systems Inc.			1		
QHR Technologies Inc.	14	68	57	212	28
TELUS	46	108	93	263	54
YES Medical Systems				2	
York-Med Systems Inc.		1		6	
<b>Total</b>	<b>69</b>	<b>189</b>	<b>162</b>	<b>542</b>	<b>88</b>

<sup>1</sup> Numbers have been updated to reflect the actual number of physicians, not funding positions.

<sup>2</sup> Please see Executive Notes for an explanation of slight discrepancies between LHIN and sub-region totals.

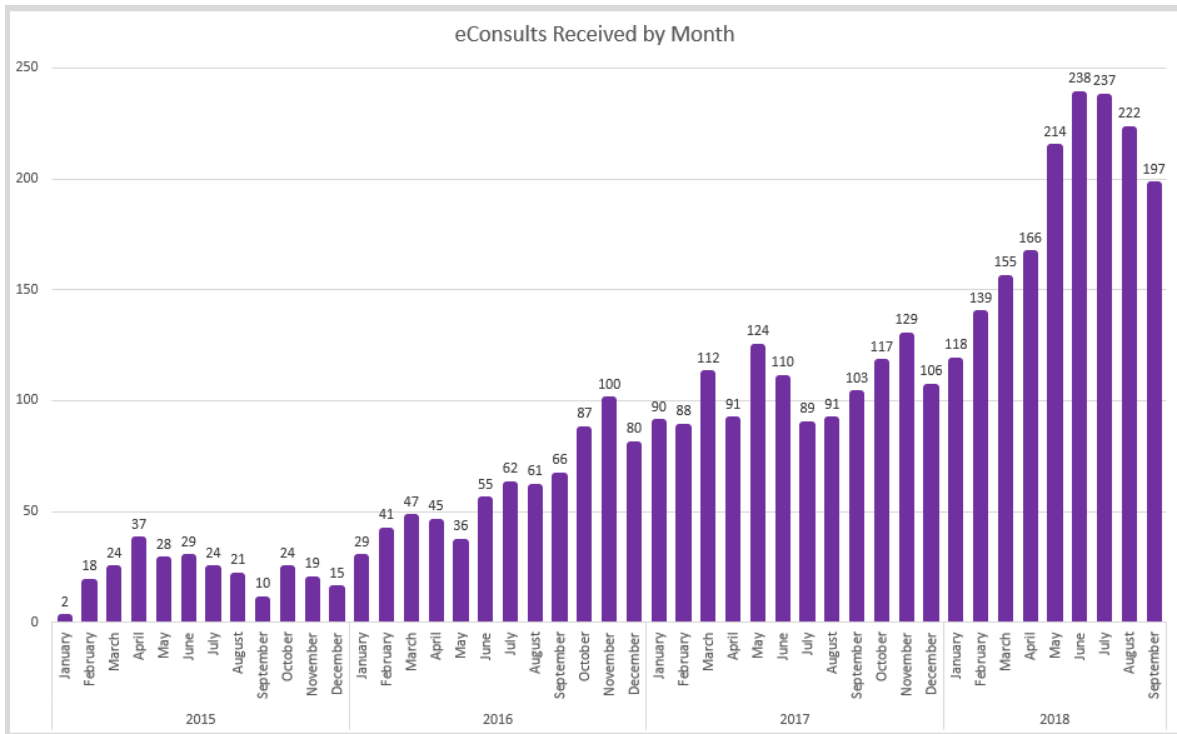
LHIN 2 - Physicians by Sub-Region /Service			
Sub-Region	Physicians Live on Certified EMR <sup>1 2</sup>	HRM	OLIS* Access Through EMR
Elgin	69	42	67
Grey Bruce	189	122	171
Huron Perth	162	77	129
London Middlesex	52	246	521
Oxford	88	58	81
<b>Total</b>	<b>1,050</b>	<b>545</b>	<b>969</b>

\*Source: eHealth Ontario

<sup>1</sup> Numbers have been updated to reflect the actual number of physicians, not funding positions.

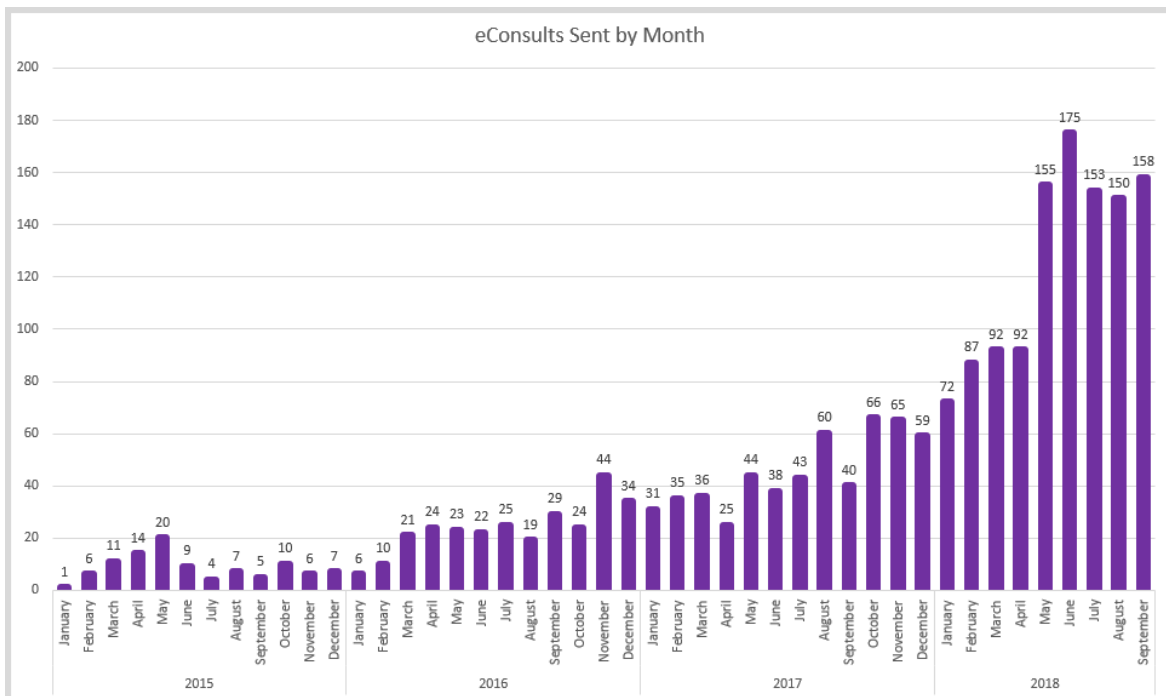
<sup>2</sup> Please see Executive Notes for an explanation of slight discrepancies between LHIN and sub-region totals.

## Number of eConsults Received by LHIN 2 Specialists through the Ontario eConsult Program\*



\*Includes eConsults from Requesting Clinicians from inside and outside the LHIN

## Number of eConsults Sent by LHIN 2 Requesting Clinicians - Ontario eConsult Program\*\*



\*\*Includes eConsults sent to Specialists inside and outside the LHIN



### 1.3 Appendix C: LHIN 3 – Waterloo Wellington

LHIN 3 – Provincial Product/Service % Penetration		
Product	LHIN 3 Penetration <sup>1</sup>	Change
eNotifications (Hospitals)*	10%	10%
HRM (Physicians)	45%	-1%
HRM (Hospitals)	90%	
OLIS (Physicians)*	42%	-2%

\*OntarioMD has re-counted eligible hospital sites for HRM and eNotifications to align with the Ministry of Health Eligible Hospital Sites. Details of additional sites and their effect on penetration rates were provided in the April 2018 LHIN Report. For LHIN 3, Grand River- Freeport Site was added in May 2018.

LHIN 3 - Physicians by Vendor/OntarioMD Service						
EMR Vendor	Physicians Live on Certified EMR <sup>2</sup>				HRM	OLIS* Access Through EMR
	GP	SP	Unknown	Total		
ABELSoft Corporation	12	2		14	10	8
Alpha Healthcare Inc.		2		2	1	3
Canada Health Systems Inc.	2	4		6	4	2
Indivica Inc.	1	8		9	8	5
OSCAR EMR	29	28		57	29	27
P&P Data Systems Inc.	31	2		33	7	3
QHR Technologies Inc.	24	93	1	118	69	56
TELUS	474	67	14	555	450	426
YES Medical Systems		3		3	1	4
York-Med Systems Inc.		6		6	1	4
<b>Total</b>	<b>573</b>	<b>215</b>	<b>15</b>	<b>803</b>	<b>580</b>	<b>538</b>

\* Source: eHealth Ontario

<sup>1</sup> HRM Penetration is based on Live Physicians, not Enrolled Physicians.

<sup>2</sup> Numbers have been updated to reflect the actual number of physicians, not funding positions.

LHIN 3 - Physicians by OntarioMD-Certified Vendor/Sub-Region <sup>1 2</sup>				
OntarioMD Certified Vendor	Cambridge-North Dumfries	Guelph-Puslinch	Kitchener-Waterloo-Wellesley-Wilmot-Woolwich	Wellington
ABELSoft Corporation	4		10	
Alpha Healthcare Inc.	1		1	
Canada Health Systems Inc.	3		3	
Indivica Inc.		2	7	
OSCAR EMR	27	12	17	
P&P Data Systems Inc.		9	24	
QHR Technologies Inc.	24	35	55	3
TELUS	81	135	265	73
YES Medical Systems	1		2	
York-Med Systems Inc.	1	2	3	
<b>Total</b>	<b>142</b>	<b>195</b>	<b>387</b>	<b>76</b>

<sup>1</sup> Numbers have been updated to reflect the actual number of physicians, not funding positions.

<sup>2</sup> Please see Executive Notes for an explanation of slight discrepancies between LHIN and sub-region totals.

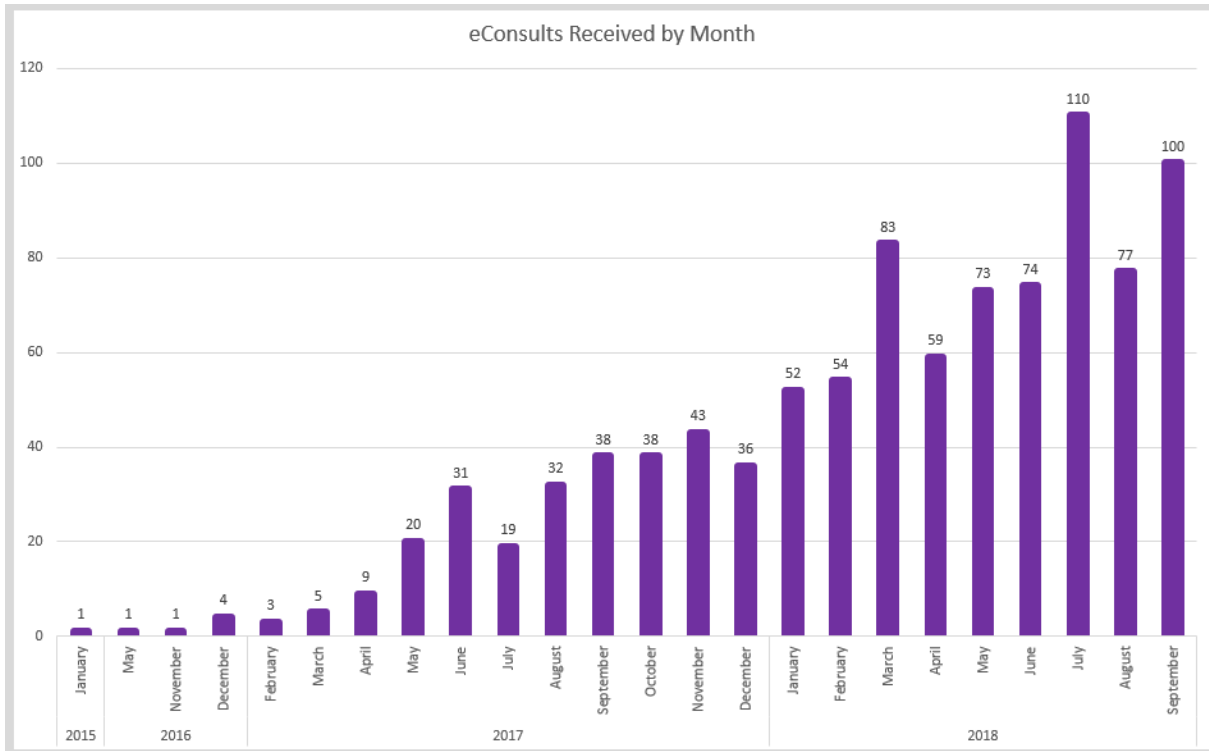
LHIN 3 - Physicians by Sub-Region /Service			
Sub-Region	Physicians Live on Certified EMR <sup>1 2</sup>	HRM	OLIS* Access Through EMR
Cambridge-North Dumfries	142	102	77
Guelph-Puslinch	195	135	134
Kitchener-Waterloo-Wellesley-Wilmot-Woolwich	387	280	257
Wellington	76	62	70
<b>Total</b>	<b>800</b>	<b>579</b>	<b>538</b>

\*Source: eHealth Ontario

<sup>1</sup> Numbers have been updated to reflect the actual number of physicians, not funding positions.

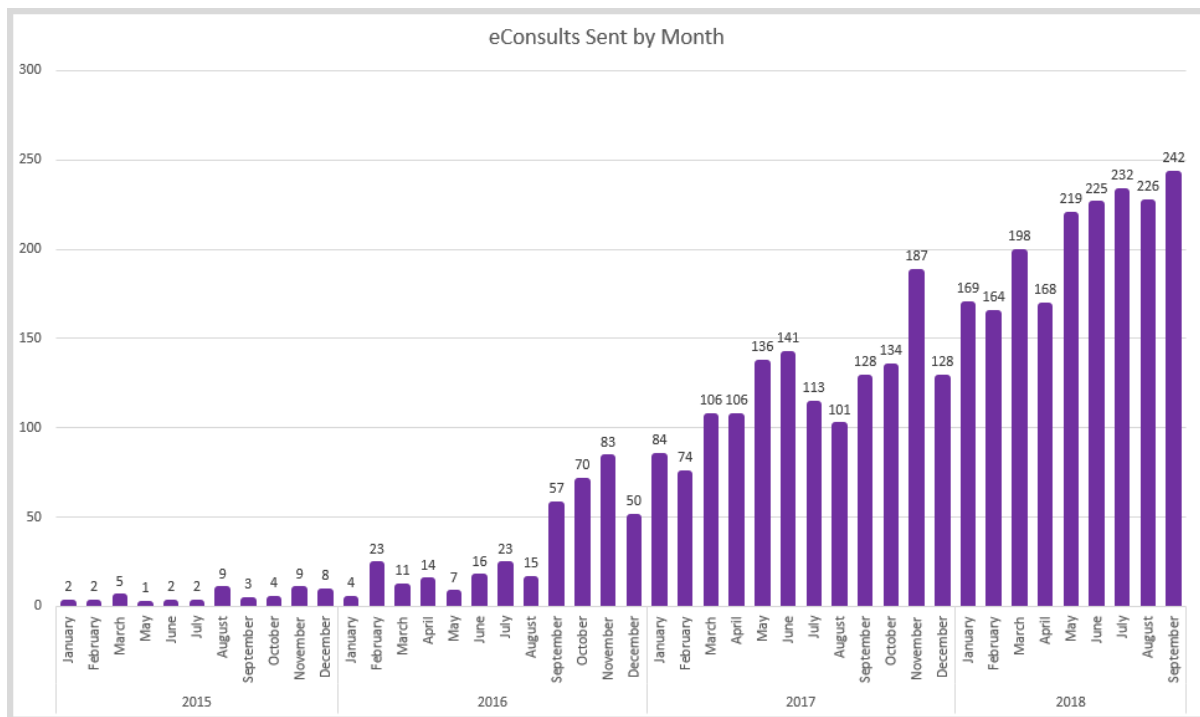
<sup>2</sup> Please see Executive Notes for an explanation of slight discrepancies between LHIN and sub-region totals.

### Number of eConsults Received by LHIN 3 Specialists through the Ontario eConsult Program\*



\*Includes eConsults from Requesting Clinicians from inside and outside the LHIN

### Number of eConsults Sent by LHIN 3 Requesting Clinicians - Ontario eConsult Program\*\*



\*\*Includes eConsults sent to Specialists inside and outside the LHIN

## 1.4 Appendix D: LHIN 4 – Hamilton Niagara Haldimand Brant

LHIN 4 - Provincial Product/Service % Penetration		
Product	LHIN 4 Penetration <sup>1</sup>	Change
eNotifications (Hospitals)*	76%	
HRM (Physicians)	22%	-1%
HRM (Hospitals)	100%	
OLIS (Physicians)*	38%	-1%

\*OntarioMD has re-counted eligible hospital sites for HRM and eNotifications to align with the Ministry of Health Eligible Hospital Sites. Details of additional sites and their effect on penetration rates were provided in the April 2018 LHIN Report. For LHIN 4, Hamilton Health Sciences – Juravinski Cancer Centre, Hamilton Health Sciences – McMaster Children’s Hospital, Hamilton Health Sciences – Ron Joyce Children’s Health Centre and Hamilton Health Sciences – Regional Rehab Centre were added in May 2018.

LHIN 4 - Physicians by Vendor/OntarioMD Service						
EMR Vendor	Physicians Live on Certified EMR <sup>2</sup>				HRM	OLIS* Access Through EMR
	GP	SP	Unknown	Total		
ABELSoft Corporation	20	35	2	57	13	53
Alpha Healthcare Inc.	1	3	1	5		5
Canada Health Systems Inc.	13	3	1	17	11	9
Indivica Inc.	11	14		25	15	10
OSCAR EMR	147	94	2	243	64	115
P&P Data Systems Inc.	32	11		43	16	34
QHR Technologies Inc.	137	198	3	338	140	303
TELUS	602	92	10	704	408	598
YES Medical Systems	1	1		2		2
York-Med Systems Inc.	1	15	1	17	5	15
<b>Total</b>	<b>965</b>	<b>466</b>	<b>20</b>	<b>1,451</b>	<b>672</b>	<b>1,144</b>

\* Source: eHealth Ontario

<sup>1</sup> HRM Penetration is based on Live Physicians, not Enrolled Physicians.

<sup>2</sup> Numbers have been updated to reflect the actual number of physicians, not funding positions.

LHIN 4 - Physicians by OntarioMD-Certified Vendor/Sub-Region <sup>1 2</sup>						
OntarioMD Certified Vendor	Brant	Burlington	Haldimand Norfolk	Hamilton	Niagara	Niagara North-West
ABELSoft Corporation	8	9		23	17	
Alpha Healthcare Inc.	2			1	2	
Canada Health Systems Inc.			1	10	6	
Indivica Inc.		6		18		1
OSCAR EMR	7	20	19	155	33	8
P&P Data Systems Inc.	3			18	22	
QHR Technologies Inc.	36	55	8	134	102	1
TELUS	56	129	32	267	165	47
YES Medical Systems		1		1		
York-Med Systems Inc.			4	12	1	
<b>Total</b>	<b>112</b>	<b>220</b>	<b>64</b>	<b>639</b>	<b>348</b>	<b>57</b>

<sup>1</sup> Numbers have been updated to reflect the actual number of physicians, not funding positions.

<sup>2</sup> Please see Executive Notes for an explanation of slight discrepancies between LHIN and sub-region totals.

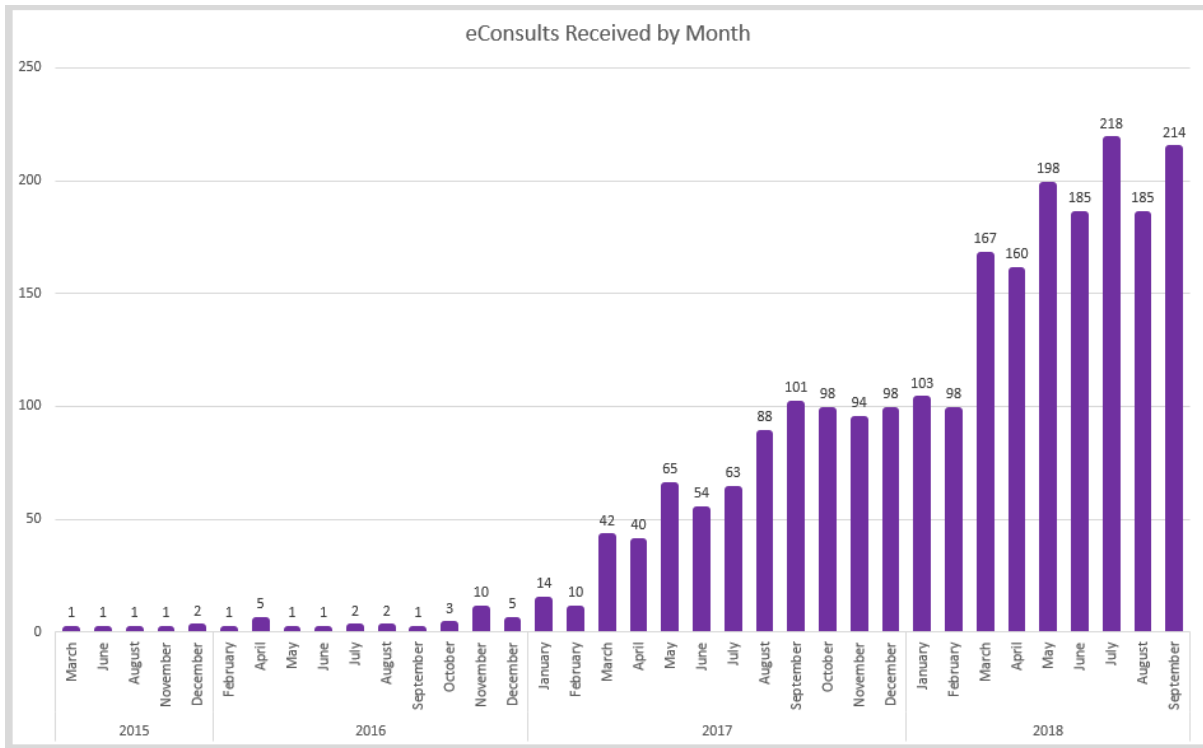
LHIN 4 - Physicians by Sub-Region /Service			
Sub-Region	Physicians Live on Certified EMR <sup>1 2</sup>	HRM	OLIS* Access Through EMR
Brant	112	48	87
Burlington	220	109	169
Haldimand Norfolk	64	39	45
Hamilton	639	264	515
Niagara	348	179	243
Niagara North-West	57	28	51
<b>Total</b>	<b>1,440</b>	<b>667</b>	<b>1,110</b>

\*Source: eHealth Ontario

<sup>1</sup> Numbers have been updated to reflect the actual number of physicians, not funding positions.

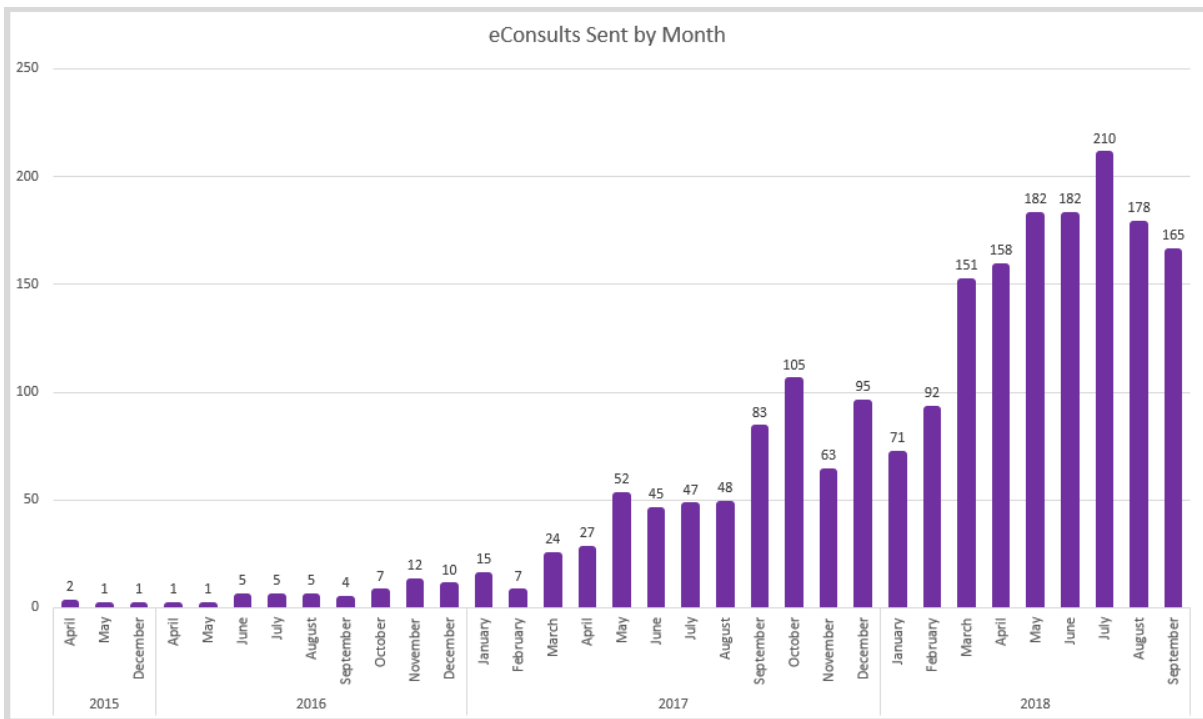
<sup>2</sup> Please see Executive Notes for an explanation of slight discrepancies between LHIN and sub-region totals.

### Number of eConsults Received by LHIN 4 Specialists through the Ontario eConsult Program\*



\*Includes eConsults from Requesting Clinicians from inside and outside the LHIN

### Number of eConsults Sent by LHIN 4 Requesting Clinicians - Ontario eConsult Program\*\*



\*\*Includes eConsults sent to Specialists inside and outside the LHIN

## 1.5 Appendix E: LHIN 5 – Central West

LHIN 5 - Provincial Product/Service % Penetration		
Product	LHIN 5 Penetration <sup>1</sup>	Change
eNotifications (Hospitals)*	25%	
HRM (Physicians)	37%	-2%
HRM (Hospitals)	100%	
OLIS (Physicians)*	43%	-2%

\*OntarioMD has re-counted eligible hospital sites for HRM and eNotifications to align with the Ministry of Health Eligible Hospital Sites. There is no change in denominator for HRM and eNotifications sites for LHIN 5.

LHIN 5 - Physicians by Vendor/OntarioMD Service						
EMR Vendor	Physicians Live on Certified EMR <sup>2</sup>				HRM	OLIS* Access Through EMR
	GP	SP	Unknown	Total		
ABELSoft Corporation	11	10		21	8	11
Alpha Healthcare Inc.	6			6	2	4
Canada Health Systems Inc.	33	16	3	52	23	34
Indivica Inc.	28	12		40	38	21
OSCAR EMR	139	67	2	208	126	71
P&P Data Systems Inc.	42	2	1	45	34	42
QHR Technologies Inc.	109	85	7	201	111	172
TELUS	141	41	3	185	111	166
YES Medical Systems	1		1	2		3
York-Med Systems Inc.		1		1		1
<b>Total</b>	<b>510</b>	<b>234</b>	<b>17</b>	<b>761</b>	<b>453</b>	<b>525</b>

\* Source: eHealth Ontario

<sup>1</sup> HRM Penetration is based on Live Physicians, not Enrolled Physicians.

<sup>2</sup> Numbers have been updated to reflect the actual number of physicians, not funding positions.

LHIN 5 - Physicians by OntarioMD-Certified Vendor/Sub-Region <sup>1 2</sup>					
OntarioMD Certified Vendor	Bolton-Caledon	Bramalea	Brampton	Dufferin	North Etobicoke Malton West Woodbridge
ABELSoft Corporation		5	13		3
Alpha Healthcare Inc.		3	2		1
Canada Health Systems Inc.	1	27	6		17
Indivica Inc.		6	10		24
OSCAR EMR	2	55	112	4	28
P&P Data Systems Inc.		27	2		14
QHR Technologies Inc.	3	46	77	5	58
TELUS	13	37	28	49	51
YES Medical Systems			1		1
York-Med Systems Inc.					1
<b>Total</b>	<b>19</b>	<b>206</b>	<b>251</b>	<b>58</b>	<b>198</b>

<sup>1</sup> Numbers have been updated to reflect the actual number of physicians, not funding positions.

<sup>2</sup> Please see Executive Notes for an explanation of slight discrepancies between LHIN and sub-region totals.

LHIN 5 - Physicians by Sub-Region /Service			
Sub-Region	Physicians Live on Certified EMR <sup>1 2</sup>	HRM	OLIS* Access Through EMR
Bolton-Caledon	19	13	13
Bramalea	206	129	125
Brampton	251	134	152
Dufferin	58	43	59
North Etobicoke Malton West Woodbridge	198	120	144
<b>Total</b>	<b>732</b>	<b>439</b>	<b>493</b>

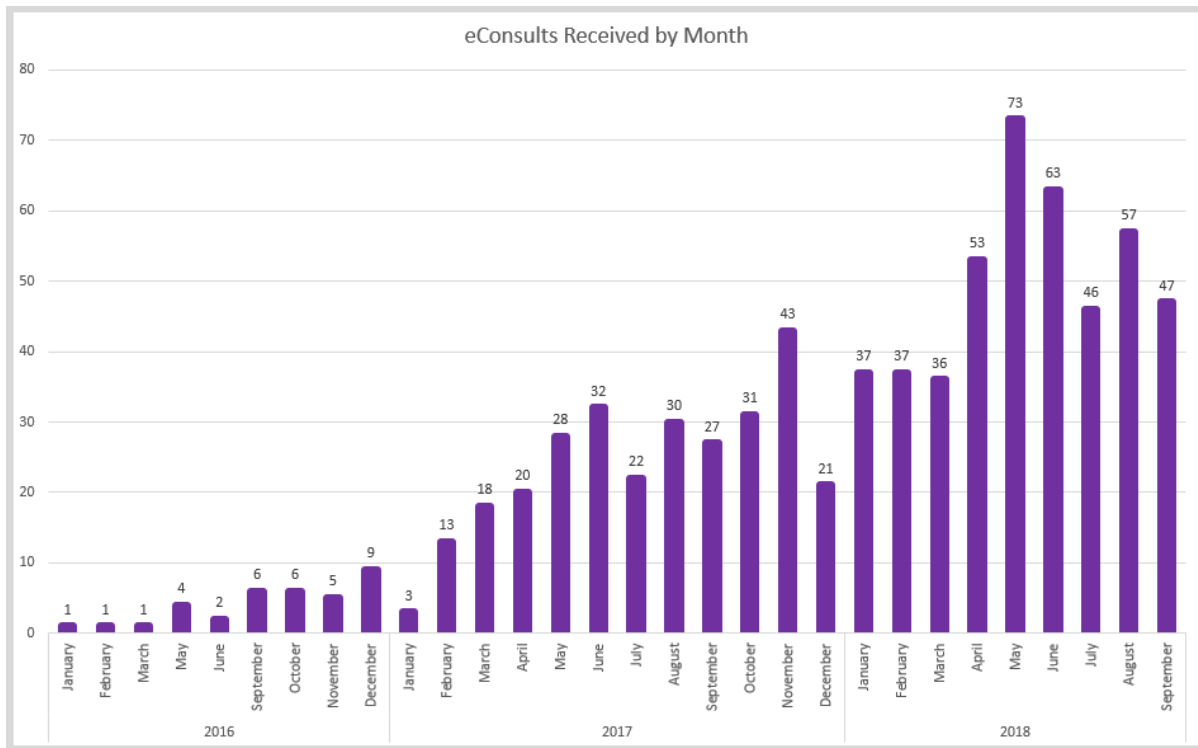
\*Source: eHealth Ontario

<sup>1</sup> Numbers have been updated to reflect the actual number of physicians, not funding positions.

<sup>2</sup> Please see Executive Notes for an explanation of slight discrepancies between LHIN and sub-region totals.

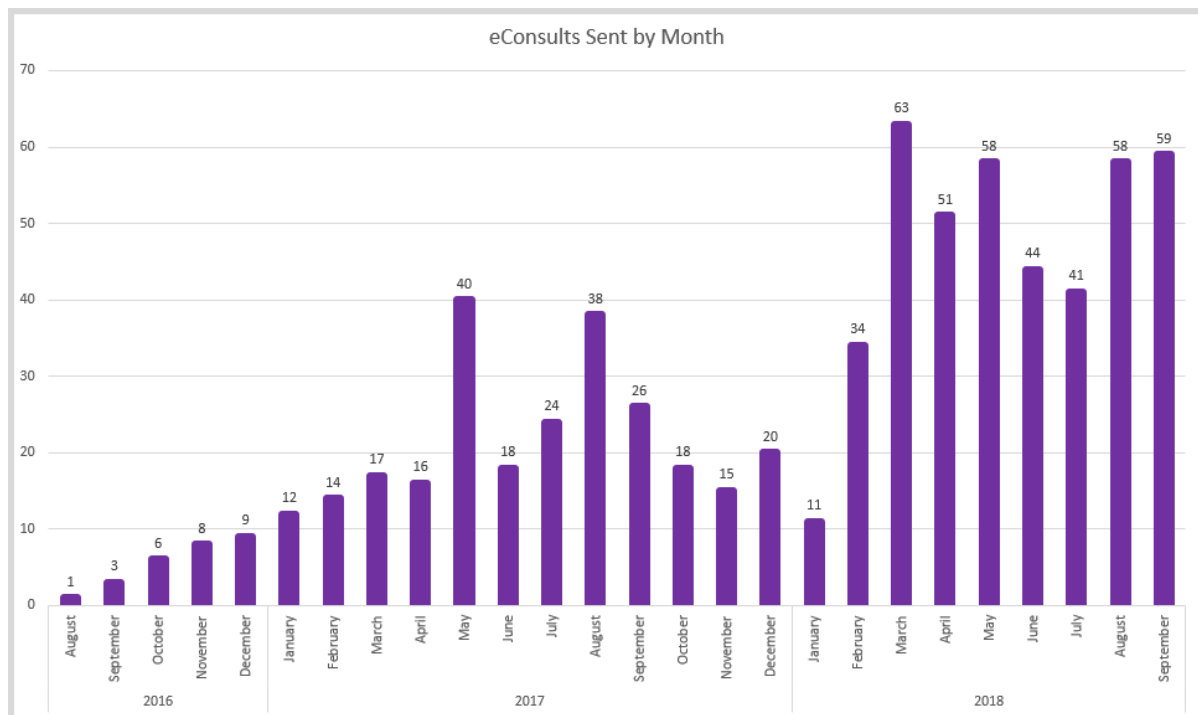


### Number of eConsults Received by LHIN 5 Specialists through the Ontario eConsult Program\*



\*Includes eConsults from Requesting Clinicians from inside and outside the LHIN

### Number of eConsults Sent by LHIN 5 Requesting Clinicians - Ontario eConsult Program\*\*



\*\*Includes eConsults sent to Specialists inside and outside the LHIN

## 1.6 Appendix F: LHIN 6 – Mississauga Halton

LHIN 6 - Provincial Product/Service % Penetration		
Product	LHIN 6 Penetration <sup>1</sup>	Change
eNotifications (Hospitals)*	0%	
HRM (Physicians)	35%	-1%
HRM (Hospitals)	100%	
OLIS (Physicians)*	39%	-2%

\*OntarioMD has re-counted eligible hospital sites for HRM and eNotifications to align with the Ministry of Health Eligible Hospital Sites. There is no change in denominator for HRM and eNotifications sites for LHIN 6.

LHIN 6 - Physicians by Vendor/OntarioMD Service						
EMR Vendor	Physicians Live on Certified EMR <sup>2</sup>				HRM	OLIS* Access Through EMR
	GP	SP	Unknown	Total		
ABELSoft Corporation	21	30	1	52	13	35
Alpha Healthcare Inc.	2	1	1	4	1	1
Canada Health Systems Inc.	27	2	1	30	10	33
Indivica Inc.	30	3	1	34	29	8
OSCAR EMR	222	49	1	272	166	116
P&P Data Systems Inc.	7	6		13	4	11
QHR Technologies Inc.	179	105	11	295	188	273
TELUS	363	106	6	475	334	349
YES Medical Systems	3			3	1	3
York-Med Systems Inc.	1	3		4		4
<b>Total</b>	<b>855</b>	<b>305</b>	<b>22</b>	<b>1,182</b>	<b>746</b>	<b>833</b>

\* Source: eHealth Ontario

<sup>1</sup> HRM Penetration is based on Live Physicians, not to Enrolled Physicians.

<sup>2</sup> Numbers have been updated to reflect the actual number of physicians, not funding positions.

**LHIN 6 - Physicians by OntarioMD-Certified Vendor/Sub-Region<sup>1</sup>**

OntarioMD Certified Vendor	East Mississauga	Halton Hills	Milton	North West Mississauga	Oakville	South Etobicoke	South West Mississauga
ABELSoft Corporation	14		6	17	5	2	7
Alpha Healthcare Inc.	1	2			1		
Canada Health Systems Inc.	10			2	7	5	4
Indivica Inc.	2			9	1	12	8
OSCAR EMR	87	9	21	44	43	8	44
P&P Data Systems Inc.	7	1		1	1	3	
QHR Technologies Inc.	104	13	35	51	56	15	12
TELUS	69	28	34	56	173	36	40
YES Medical Systems	3						
York-Med Systems Inc.					3	1	
<b>Total</b>	<b>297</b>	<b>53</b>	<b>96</b>	<b>180</b>	<b>290</b>	<b>82</b>	<b>115</b>

<sup>1</sup> Numbers have been updated to reflect the actual number of physicians, not funding positions.

<sup>2</sup> Please see Executive Notes for an explanation of slight discrepancies between LHIN and sub-region totals.

**LHIN 6 - Physicians by Sub-Region /Service**

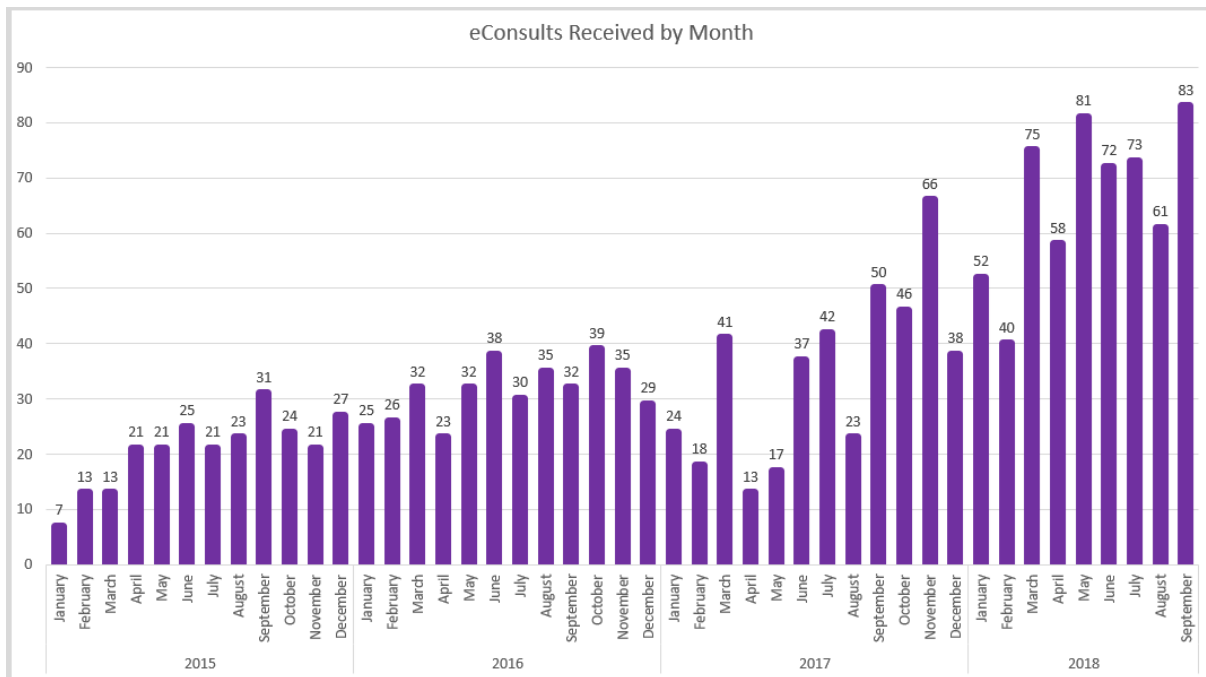
Sub-Region	Physicians Live on Certified EMR <sup>1</sup>	HRM	OLIS* Access Through EMR
East Mississauga	297	182	202
Halton Hills	53	40	48
Milton	96	67	55
North West Mississauga	180	105	164
Oakville	290	196	181
South Etobicoke	82	60	60
South West Mississauga	115	69	56
<b>Total</b>	<b>1,113</b>	<b>719</b>	<b>766</b>

\*Source: eHealth Ontario

<sup>1</sup> Numbers have been updated to reflect the actual number of physicians, not funding positions.

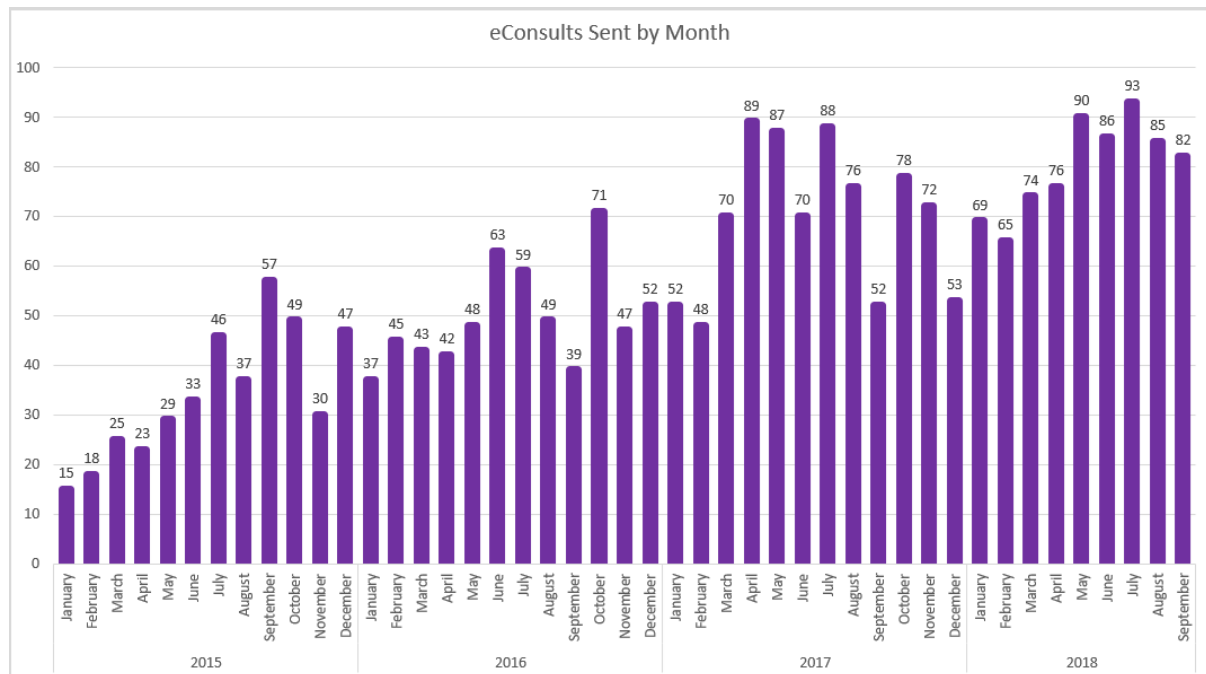
<sup>2</sup> Please see Executive Notes for an explanation of slight discrepancies between LHIN and sub-region totals.

## Number of eConsults Received by LHIN 6 Specialists on eConsult BASE™ and OTN eConsult\*



\*Includes eConsults from Requesting Clinicians from inside and outside the LHIN

## Number of eConsults Sent by LHIN 6 Requesting Clinicians on eConsult BASE and OTN eConsult\*\*



\*\*Includes eConsults sent to Specialists inside and outside the LHIN

## 1.7 Appendix G: LHIN 7 – Toronto Central

LHIN 7 - Provincial Product/Service % Penetration		
Product	LHIN 7 Penetration <sup>1</sup>	Change
eNotifications (Hospitals)*	16%	4%
HRM (Physicians)	19%	
HRM (Hospitals)	68%	
OLIS (Physicians)*	31%	-1%

\*OntarioMD has re-counted eligible hospital sites for HRM and eNotifications to align with the Ministry of Health Eligible Hospital Sites. Details of additional sites and their effect on penetration rates were provided in the April 2018 LHIN Report. For LHIN 7, UHN- Lyndhurst, UHN- Hillcrest and Sunnybrook Health Sciences – Orthopedic were added in May 2018.

LHIN 7 - Physicians by Vendor/OntarioMD Service						
EMR Vendor	Physicians Live on Certified EMR <sup>2</sup>				HRM	OLIS* Access Through EMR
	GP	SP	Unknown	Total		
ABELSoft Corporation	49	48	2	99	41	68
Alpha Healthcare Inc.	19	3		22	19	21
Canada Health Systems Inc.	79	7	5	91	46	65
Indivica Inc.	185	25	1	211	144	81
OSCAR EMR	130	132	3	265	98	134
P&P Data Systems Inc.	62	14	1	77	10	55
QHR Technologies Inc.	143	335	3	481	222	559
TELUS	701	193	15	909	492	804
YES Medical Systems	1	10	2	13	1	13
York-Med Systems Inc.	1	4		5		4
<b>Total</b>	<b>1,370</b>	<b>771</b>	<b>32</b>	<b>2,173</b>	<b>1,073</b>	<b>1,804</b>

\* Source: eHealth Ontario

<sup>1</sup> HRM Penetration is based on Live Physicians, not Enrolled Physicians.

<sup>2</sup> Numbers have been updated to reflect the actual number of physicians, not funding positions.

LHIN 7 - Physicians by OntarioMD-Certified Vendor/Sub-Region <sup>1 2</sup>					
OntarioMD Certified Vendor	East Toronto	Mid-East Toronto	Mid-West Toronto	North Toronto	West Toronto
ABELSoft Corporation	44	7	17	17	4
Alpha Healthcare Inc.	7	1	7		4
Canada Health Systems Inc.	12	8	16	7	8
Indivica Inc.	14	10	101	50	13
OSCAR EMR	6	94	65	63	26
P&P Data Systems Inc.		6	32	11	4
QHR Technologies Inc.	47	58	162	129	50
TELUS	158	141	319	152	101
YES Medical Systems	6		5	1	1
York-Med Systems Inc.	1		1	1	1
<b>Total</b>	<b>295</b>	<b>325</b>	<b>725</b>	<b>431</b>	<b>212</b>

<sup>1</sup> Numbers have been updated to reflect the actual number of physicians, not funding positions.

<sup>2</sup> Please see Executive Notes for an explanation of slight discrepancies between LHIN and sub-region totals.

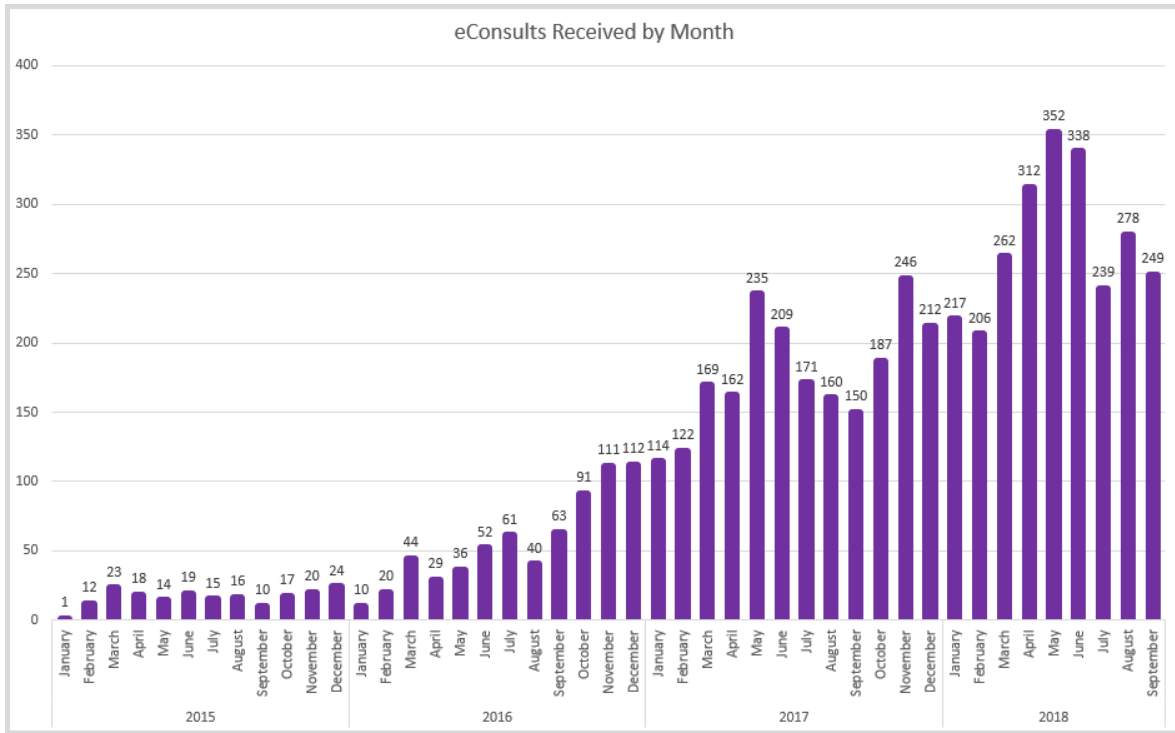
LHIN 7 - Physicians by Sub-Region /Service			
Sub-Region	Physicians Live on Certified EMR <sup>1 2</sup>	HRM	OLIS* Access Through EMR
East Toronto	295	173	215
Mid-East Toronto	325	146	269
Mid-West Toronto	725	296	726
North Toronto	431	237	291
West Toronto	212	116	175
<b>Total</b>	<b>1,988</b>	<b>968</b>	<b>1,676</b>

\*Source: eHealth Ontario

<sup>1</sup> Numbers have been updated to reflect the actual number of physicians, not funding positions.

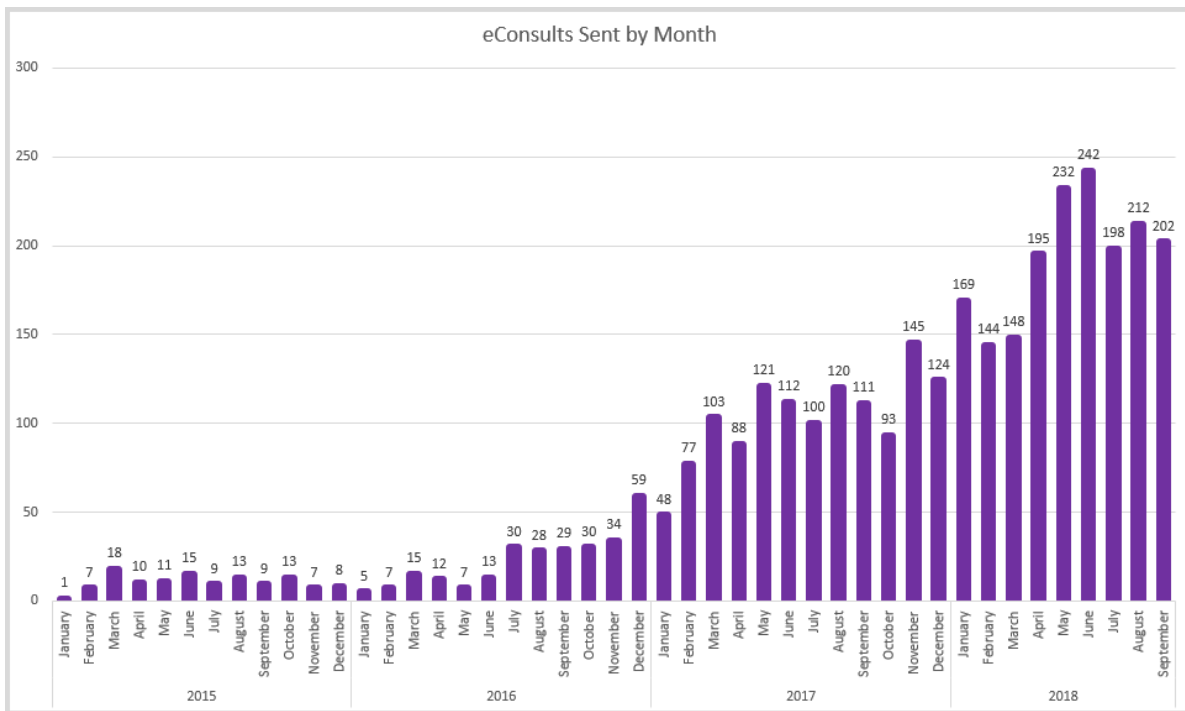
<sup>2</sup> Please see Executive Notes for an explanation of slight discrepancies between LHIN and sub-region totals.

### Number of eConsults Received by LHIN 7 Specialists through the Ontario eConsult Program\*



\*Includes eConsults from Requesting Clinicians from inside and outside the LHIN

### Number of eConsults Sent by LHIN 7 Requesting Clinicians - Ontario eConsult Program\*\*



\*\*Includes eConsults sent to Specialists inside and outside the LHIN

## 1.8 Appendix H: LHIN 8 – Central

LHIN 8 - Provincial Product/Service % Penetration		
Product	LHIN 8 Penetration <sup>1</sup>	Change
eNotifications (Hospitals)*	27%	9%
HRM (Physicians)	34%	
HRM (Hospitals)	73%	
OLIS (Physicians)*	38%	-1%

\*OntarioMD has re-counted eligible hospital sites for HRM and eNotifications to align with the Ministry of Health Eligible Hospital Sites. Details of additional sites and their effect on penetration rates were provided in the April 2018 LHIN Report. There is no change in denominator for HRM and eNotifications sites for LHIN 8 in May 2018.

LHIN 8 - Physicians by Vendor/OntarioMD Service						
EMR Vendor	Physicians Live on Certified EMR <sup>2</sup>				HRM	OLIS* Access Through EMR
	GP	SP	Unknown	Total		
ABELSoft Corporation	46	56	2	104	25	68
Alpha Healthcare Inc.	5	2		7	4	7
Canada Health Systems Inc.	28	13	2	43	20	34
Indivica Inc.	133	14	2	149	119	53
OSCAR EMR	142	111	4	257	144	121
P&P Data Systems Inc.	120	18	1	139	42	71
QHR Technologies Inc.	271	233	10	514	318	411
TELUS	504	146	12	662	439	487
YES Medical Systems	1	11	1	13	3	11
York-Med Systems Inc.	7	6	1	14	9	11
<b>Total</b>	<b>1,257</b>	<b>610</b>	<b>35</b>	<b>1,902</b>	<b>1,123</b>	<b>1,274</b>

\* Source: eHealth Ontario

<sup>1</sup> HRM Penetration is based on Live Physicians, not Enrolled Physicians.

<sup>2</sup> Numbers have been updated to reflect the actual number of physicians, not funding positions.



LHIN 8 - Physicians by OntarioMD-Certified Vendor/Sub-Region <sup>1 2</sup>						
OntarioMD Certified Vendor	Eastern York Region	North York Central	North York West	Northern York Region	South Simcoe	Western York Region
ABELSoft Corporation	10	11	25	11	1	32
Alpha Healthcare Inc.		1	2	2		2
Canada Health Systems Inc.	3	16	1	14	1	7
Indivica Inc.	14	37	50	2	1	27
OSCAR EMR	37	46	31	47		80
P&P Data Systems Inc.	12	25	10		7	59
QHR Technologies Inc.	82	170	41	75	6	114
TELUS	130	130	49	103	28	176
YES Medical Systems	2	5	1			5
York-Med Systems Inc.	6		2	2		4
<b>Total</b>	<b>296</b>	<b>441</b>	<b>212</b>	<b>256</b>	<b>44</b>	<b>506</b>

<sup>1</sup> Numbers have been updated to reflect the actual number of physicians, not funding positions.

<sup>2</sup> Please see Executive Notes for an explanation of slight discrepancies between LHIN and sub-region totals.

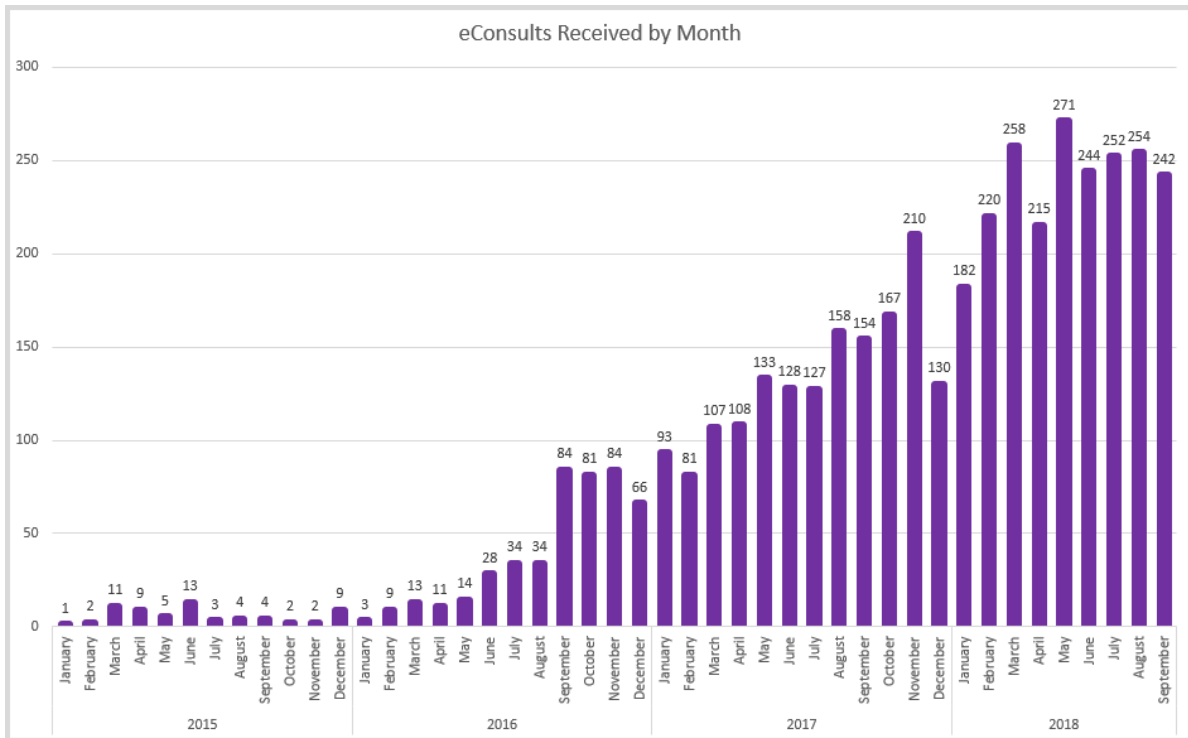
LHIN 8 - Physicians by Sub-Region /Service			
Sub-Region	Physicians Live on Certified EMR <sup>1 2</sup>	HRM	OLIS* Access Through EMR
Eastern York Region	296	217	174
North York Central	441	246	342
North York West	212	114	159
Northern York Region	256	187	163
South Simcoe	44	29	32
Western York Region	506	276	305
<b>Total</b>	<b>1,755</b>	<b>1,069</b>	<b>1,175</b>

\*Source: eHealth Ontario

<sup>1</sup> Numbers have been updated to reflect the actual number of physicians, not funding positions.

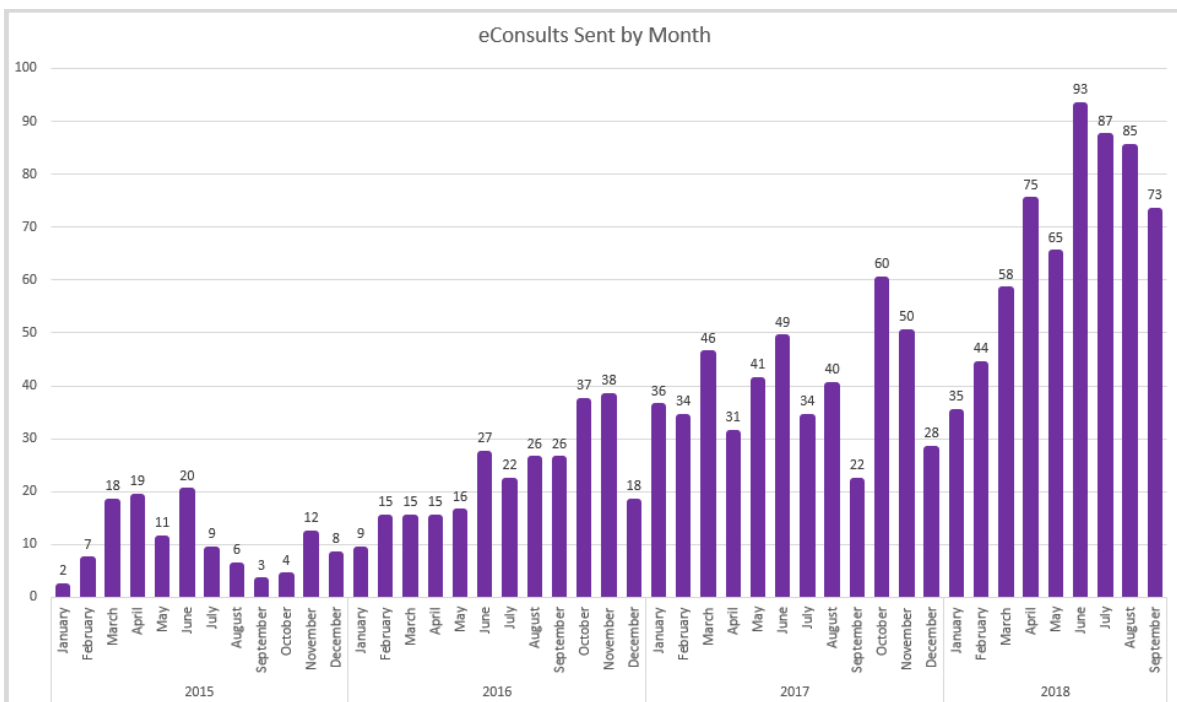
<sup>2</sup> Please see Executive Notes for an explanation of slight discrepancies between LHIN and sub-region totals.

## Number of eConsults Received by LHIN 8 Specialists through the Ontario eConsult Program\*



\*Includes eConsults from Requesting Clinicians from inside and outside the LHIN

## Number of eConsults Sent by LHIN 8 Requesting Clinicians - Ontario eConsult Program\*\*



\*\*Includes eConsults sent to Specialists inside and outside the LHIN

## 1.9 Appendix I: LHIN 9 – Central East

LHIN 9 - Provincial Product/Service % Penetration		
Product	LHIN 9 Penetration <sup>1</sup>	Change
eNotifications (Hospitals)*	20%	
HRM (Physicians)	43%	
HRM (Hospitals)	100%	
OLIS (Physicians)*	46%	-1%

\*OntarioMD has re-counted eligible hospital sites for HRM and eNotifications to align with the Ministry of Health Eligible Hospital Sites. Details of additional sites and their effect on penetration rates were provided in the April 2018 LHIN Report. For LHIN 9, Lakeridge Health – Whitby was added in May 2018.

LHIN 9 - Physicians by Vendor/OntarioMD Service						
EMR Vendor	Physicians Live on Certified EMR <sup>2</sup>				HRM	OLIS* Access Through EMR
	GP	SP	Unknown	Total		
ABELSoft Corporation	28	23	1	52	17	32
Alpha Healthcare Inc.	8	2		10	6	7
Canada Health Systems Inc.	60	9		69	43	42
Indivica Inc.	54	15	1	70	59	25
OSCAR EMR	134	79	1	214	137	126
P&P Data Systems Inc.	51	9		60	31	36
QHR Technologies Inc.	186	158	12	356	237	259
TELUS	493	113	8	614	462	536
YES Medical Systems	1	8	2	11	7	6
York-Med Systems Inc.	7	8		15	5	14
<b>Total</b>	<b>1,022</b>	<b>424</b>	<b>25</b>	<b>1,471</b>	<b>1,004</b>	<b>1,083</b>

\* Source: eHealth Ontario

<sup>1</sup> HRM Penetration is based on Live Physicians, not Enrolled Physicians.

<sup>2</sup> Numbers have been updated to reflect the actual number of physicians, not funding positions.

LHIN 9 - Physicians by OntarioMD-Certified Vendor/Sub-Region <sup>1</sup>							
OntarioMD Certified Vendor	Durham North East	Durham West	Haliburton County and City of Kawartha Lakes	Northumberland County	Peterborough City and County	Scarborough North	Scarborough South
ABELSoft Corporation		4	8	12	3	5	17
Alpha Healthcare Inc.	2					5	2
Canada Health Systems Inc.	12	7			1	3	44
Indivica Inc.	18	12				17	18
OSCAR EMR	7	40	1	11	5	49	91
P&P Data Systems Inc.	6	16		7		3	28
QHR Technologies Inc.	5	43	10	4	120	30	112
TELUS	281	74	53	27	69	32	56
YES Medical Systems						6	4
York-Med Systems Inc.	1	5			7		2
<b>Total</b>	<b>332</b>	<b>201</b>	<b>72</b>	<b>61</b>	<b>205</b>	<b>150</b>	<b>374</b>

<sup>1</sup> Numbers have been updated to reflect the actual number of physicians, not funding positions.

<sup>2</sup> Please see Executive Notes for an explanation of slight discrepancies between LHIN and sub-region totals.

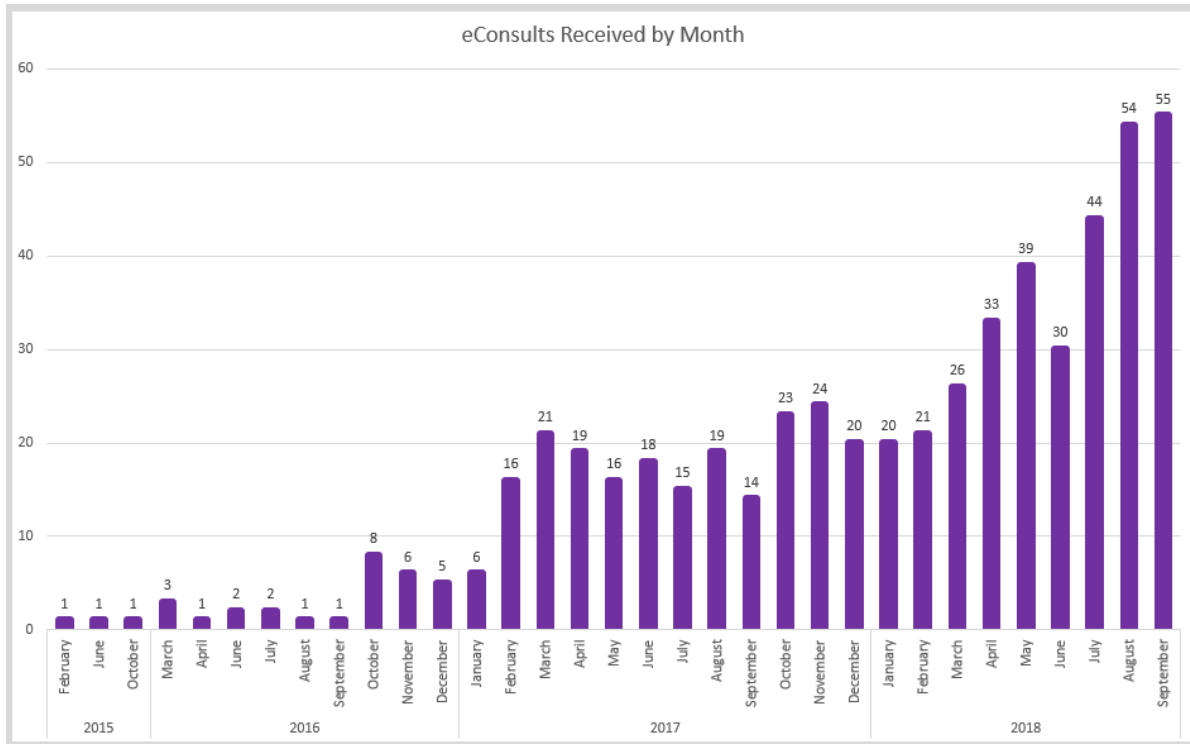
LHIN 9 - Physicians by Sub-Region /Service			
Sub-Region	Physicians Live on Certified EMR <sup>1</sup>	HRM	OLIS* Access Through EMR
Durham North East	332	271	295
Durham West	201	129	143
Haliburton County and City of Kawartha Lakes	72	43	63
Northumberland County	61	45	41
Peterborough City and County	205	147	143
Scarborough North	150	86	111
Scarborough South	374	239	240
<b>Total</b>	<b>1,395</b>	<b>960</b>	<b>1,036</b>

\*Source: eHealth Ontario

<sup>1</sup> Numbers have been updated to reflect the actual number of physicians, not funding positions.

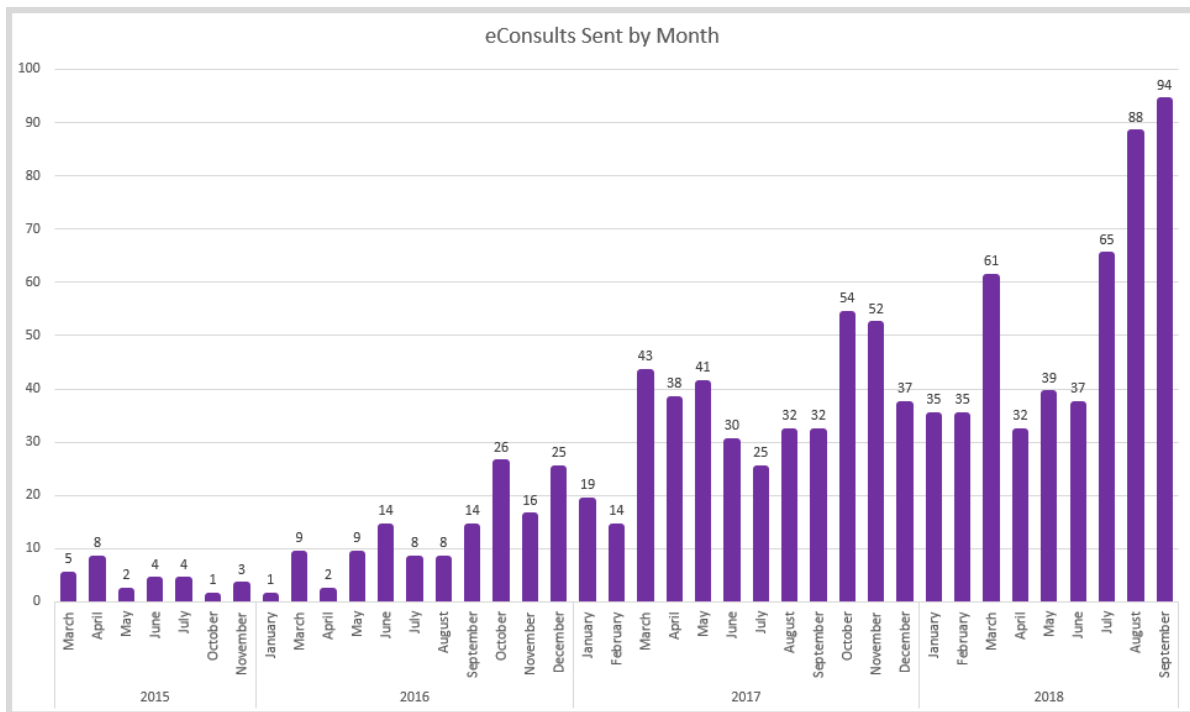
<sup>2</sup> Please see Executive Notes for an explanation of slight discrepancies between LHIN and sub-region totals.

### Number of eConsults Received by LHIN 9 Specialists through the Ontario eConsult Program\*



\*Includes eConsults from Requesting Clinicians from inside and outside the LHIN

### Number of eConsults Sent by LHIN 9 Requesting Clinicians - Ontario eConsult Program\*\*



\*\*Includes eConsults sent to Specialists inside and outside the LHIN

## 1.10 Appendix J: LHIN 10 – South East

LHIN 10 - Provincial Product/Service % Penetration		
Product	LHIN 10 Penetration <sup>1</sup>	Change
eNotifications (Hospitals)*	7%	
HRM (Physicians)	31%	-1%
HRM (Hospitals)	100%	
OLIS (Physicians)*	41%	-2%

\*OntarioMD has re-counted eligible hospital sites for HRM and eNotifications to align with the Ministry of Health Eligible Hospital Sites. Details of additional sites and their effect on penetration rates were provided in the April 2018 LHIN Report. For LHIN 10, Brockville – St. Vincent De Paul and Brockville- St. Vincent De Paul (Garden St. Site) were added in May 2018.

LHIN 10 - Physicians by Vendor/OntarioMD Service						
EMR Vendor	Physicians Live on Certified EMR <sup>2</sup>				HRM	OLIS* Access Through EMR
	GP	SP	Unknown	Total		
ABELSoft Corporation	1	7	1	9	2	11
Alpha Healthcare Inc.						
Canada Health Systems Inc.	1			1		3
Indivica Inc.	15	3		18	12	6
OSCAR EMR	81	11		92	42	47
P&P Data Systems Inc.	9	3		12	7	7
QHR Technologies Inc.	67	25	2	94	53	90
TELUS	311	31	8	350	254	335
YES Medical Systems		1		1	1	1
York-Med Systems Inc.		1		1	1	1
<b>Total</b>	<b>485</b>	<b>82</b>	<b>11</b>	<b>578</b>	<b>372</b>	<b>501</b>

\* Source: eHealth Ontario

<sup>1</sup> HRM Penetration is based on Live Physicians, not Enrolled Physicians.

<sup>2</sup> Numbers have been updated to reflect the actual number of physicians, not funding positions.

LHIN 10 - Physicians by OntarioMD-Certified Vendor/Sub-Region <sup>1 2</sup>					
OntarioMD Certified Vendor	Kingston	Lanark, Leeds & Grenville	Quinte	Rural Frontenac, Lennox & Addington	Rural Hastings
ABELSoft Corporation	3	1	5		
Alpha Healthcare Inc.					
Canada Health Systems Inc.	1				
Indivica Inc.	13	5			
OSCAR EMR	52	3	37		
P&P Data Systems Inc.	1	1	10		
QHR Technologies Inc.	35	5	46	1	
TELUS	132	105	50	35	25
YES Medical Systems			1		
York-Med Systems Inc.		1			
<b>Total</b>	<b>237</b>	<b>121</b>	<b>149</b>	<b>36</b>	<b>25</b>

<sup>1</sup> Numbers have been updated to reflect the actual number of physicians, not funding positions.

<sup>2</sup> Please see Executive Notes for an explanation of slight discrepancies between LHIN and sub-region totals.

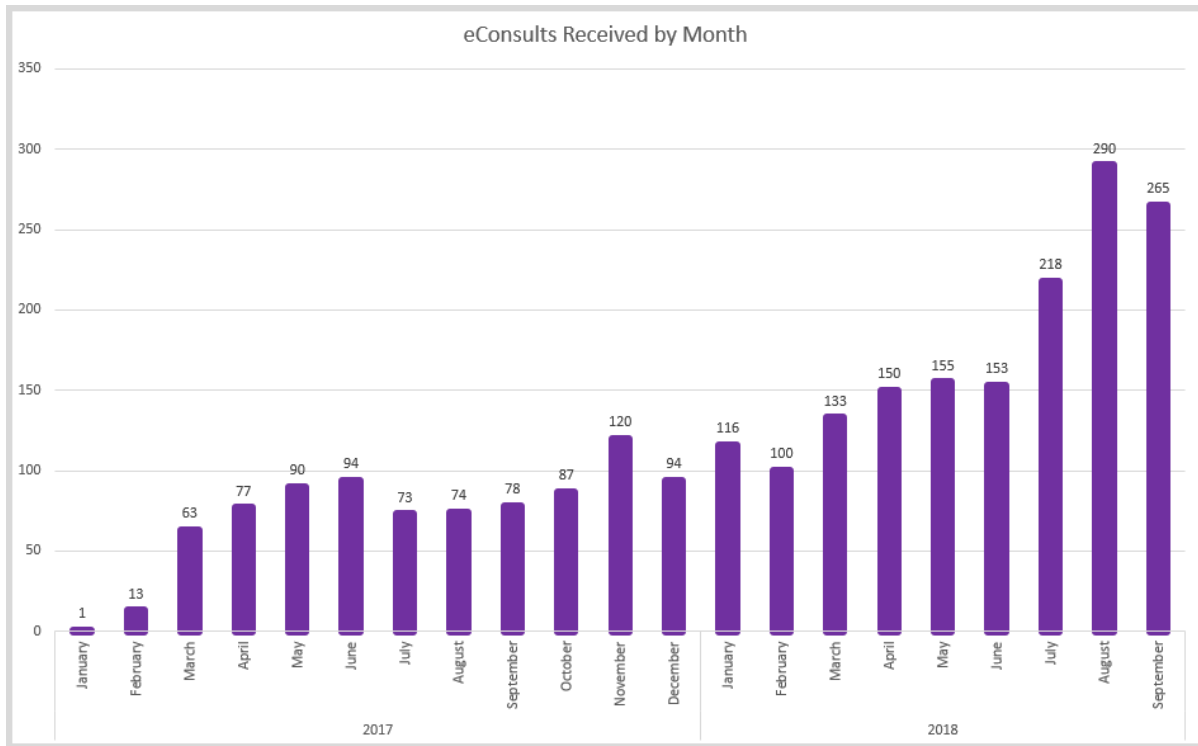
LHIN 10 - Physicians by Sub-Region /Service			
Sub-Region	Physicians Live on Certified EMR <sup>1 2</sup>	HRM	OLIS* Access Through EMR
Kingston	237	147	208
Lanark, Leeds & Grenville	121	83	118
Quinte	149	94	114
Rural Frontenac, Lennox & Addington	36	25	19
Rural Hastings	25	16	25
<b>Total</b>	<b>568</b>	<b>365</b>	<b>484</b>

\*Source: eHealth Ontario

<sup>1</sup> Numbers have been updated to reflect the actual number of physicians, not funding positions.

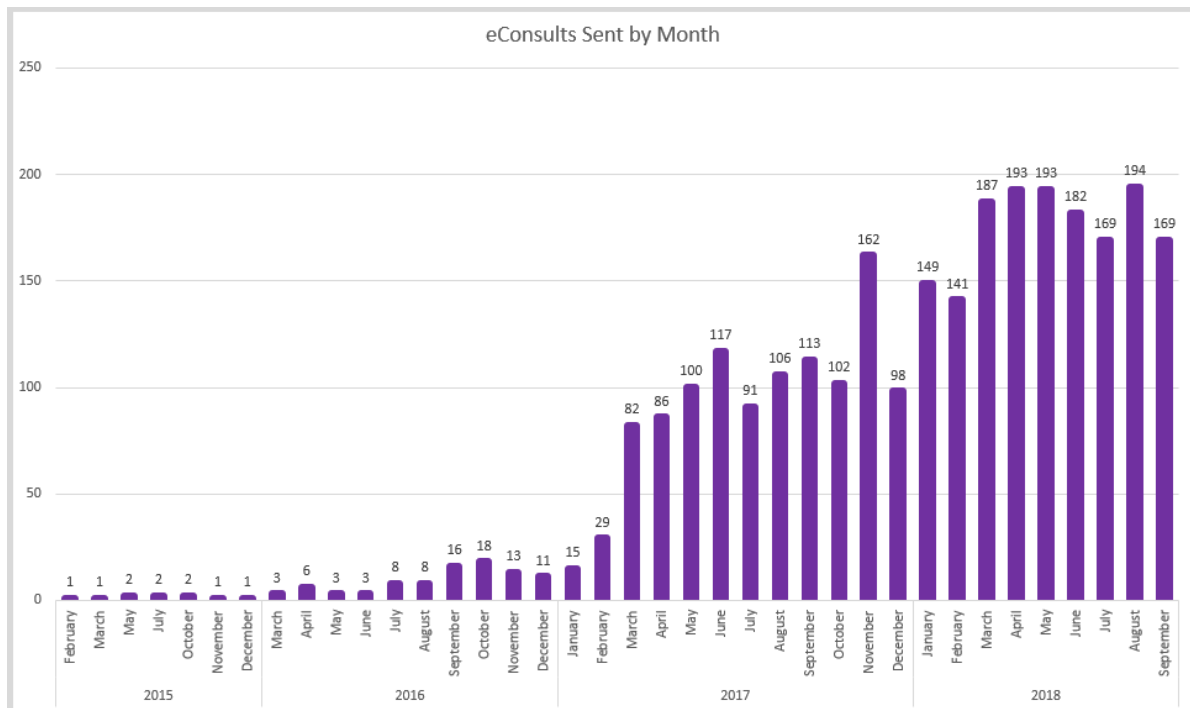
<sup>2</sup> Please see Executive Notes for an explanation of slight discrepancies between LHIN and sub-region totals.

**Number of eConsults Received by LHIN 10 Specialists on eConsult BASE and OTN eConsult\***



\*Includes eConsults from Requesting Clinicians from inside and outside the LHIN

**Number of eConsults Sent by LHIN 10 Requesting Clinicians on eConsult BASE and OTN eConsult\*\***



\*\*Includes eConsults sent to Specialists inside and outside the LHIN



### 1.11 Appendix K: LHIN 11 – Champlain

LHIN 11 - Provincial Product/Service % Penetration		
Product	LHIN 11 Penetration	Change
eNotifications (Hospitals)*	42%	
HRM (Physicians)	26%	
HRM (Hospitals)	79%	
OLIS (Physicians)*	41%	

\*OntarioMD has re-counted eligible hospital sites for HRM and eNotifications to align with the Ministry of Health Eligible Hospital Sites. Details of additional sites and their effect on penetration rates were provided in the April 2018 LHIN Report. There is no change in denominator for HRM and eNotifications sites for LHIN 11 in May 2018.

LHIN 11 - Physicians by Vendor/OntarioMD Service						
EMR Vendor	Physicians Live on Certified EMR <sup>2</sup>				HRM	OLIS* Access Through EMR
	GP	SP	Unknown	Total		
ABELSoft Corporation	4	27		31	4	31
Alpha Healthcare Inc.		1		1	1	
Canada Health Systems Inc.	63	47	2	112	63	55
Indivica Inc.	56	6		62	47	48
OSCAR EMR	152	50	1	203	129	123
P&P Data Systems Inc.	58	2	1	61	15	22
QHR Technologies Inc.	150	132	3	285	110	262
TELUS	879	196	15	1,090	573	924
YES Medical Systems						
York-Med Systems Inc.		1		1		2
<b>Total</b>	<b>1,362</b>	<b>462</b>	<b>22</b>	<b>1,846</b>	<b>942</b>	<b>1,467</b>

\* Source: eHealth Ontario

<sup>1</sup> HRM Penetration is based on Live Physicians, not Enrolled Physicians.

<sup>2</sup> Numbers have been updated to reflect the actual number of physicians, not funding positions.

LHIN 11 - Physicians by OntarioMD-Certified Vendor/Sub-Region <sup>1 2</sup>					
OntarioMD Certified Vendor	Central Ottawa	Eastern Champlain	Eastern Ottawa	Western Champlain	Western Ottawa
ABELSoft Corporation	29		1	1	
Alpha Healthcare Inc.					1
Canada Health Systems Inc.	48	13	7		42
Indivica Inc.	38		15	7	2
OSCAR EMR	100	3	18	13	63
P&P Data Systems Inc.	7	39			14
QHR Technologies Inc.	164	19	9	11	76
TELUS	531	110	186	138	117
YES Medical Systems					
York-Med Systems Inc.				1	
<b>Total</b>	<b>917</b>	<b>184</b>	<b>236</b>	<b>171</b>	<b>315</b>

<sup>1</sup> Numbers have been updated to reflect the actual number of physicians, not funding positions.

<sup>2</sup> Please see Executive Notes for an explanation of slight discrepancies between LHIN and sub-region totals.

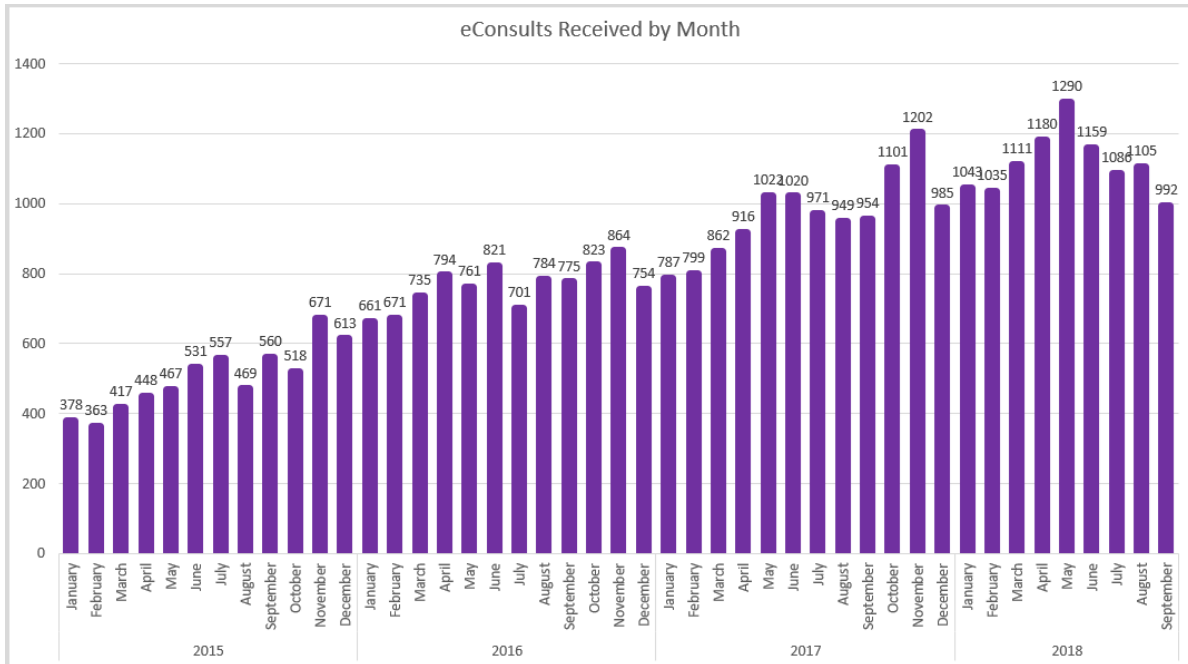
LHIN 11 - Physicians by Sub-Region /Service			
Sub-Region	Physicians Live on Certified EMR <sup>1 2</sup>	HRM	OLIS* Access Through EMR
Central Ottawa	917	380	773
Eastern Champlain	184	76	128
Eastern Ottawa	236	141	188
Western Champlain	171	142	140
Western Ottawa	315	184	216
<b>Total</b>	<b>1,823</b>	<b>923</b>	<b>1,445</b>

\*Source: eHealth Ontario

<sup>1</sup> Numbers have been updated to reflect the actual number of physicians, not funding positions.

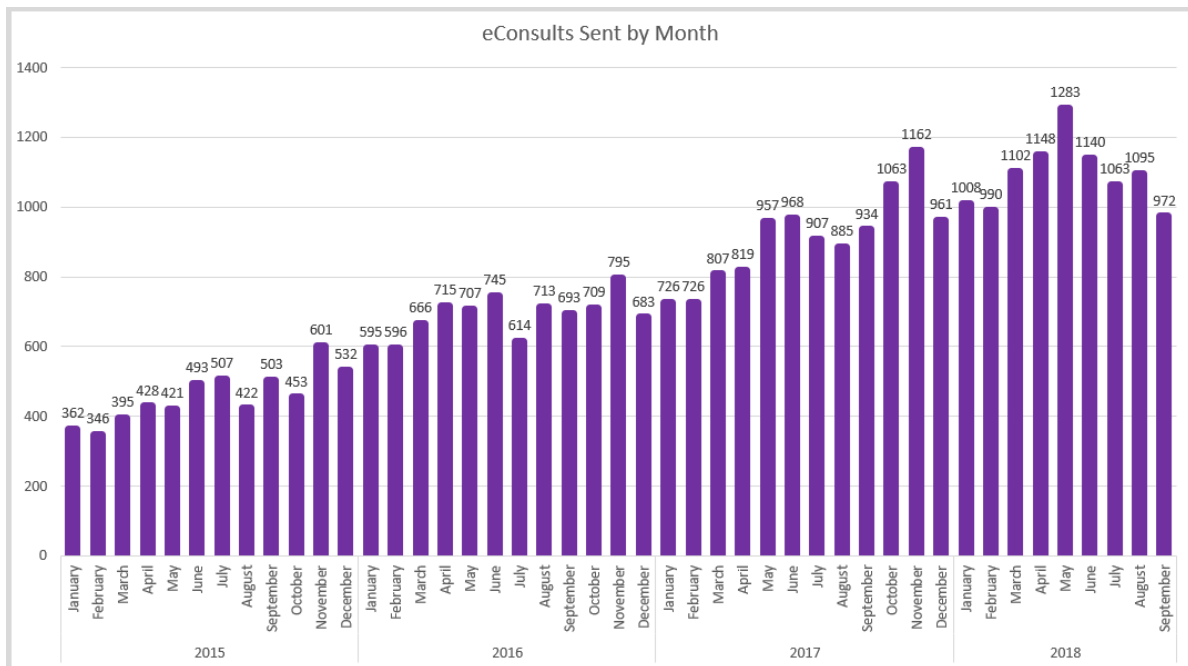
<sup>2</sup> Please see Executive Notes for an explanation of slight discrepancies between LHIN and sub-region totals.

### Number of eConsults received by LHIN 11 Specialists on eConsult BASE\*



\*Includes eConsults from Requesting Clinicians from inside and outside the LHIN

### Number of eConsults sent by LHIN 11 Requesting Clinicians on eConsult BASE\*\*



\*\*Includes eConsults sent to Specialists inside and outside the LHIN

## 1.12 Appendix L: LHIN 12 – North Simcoe Muskoka

LHIN 12 - Provincial Product/Service % Penetration		
Product	LHIN 12 Penetration <sup>1</sup>	Change
eNotifications (Hospitals)*	13%	
HRM (Physicians)	51%	-1%
HRM (Hospitals)	88%	13%
OLIS (Physicians)*	51%	-1%

\*OntarioMD has re-counted eligible hospital sites for HRM and eNotifications to align with the Ministry of Health Eligible Hospital Sites. Details of additional sites and their effect on penetration rates were provided in the April 2018 LHIN Report. There is no change in denominator for HRM and eNotifications sites for LHIN 12 in May 2018.

LHIN 12 - Physicians by Vendor/OntarioMD Service						
EMR Vendor	Physicians Live on Certified EMR <sup>2</sup>				HRM	OLIS* Access Through EMR
	GP	SP	Unknown	Total		
ABELSoft Corporation	2	1	1	4	1	5
Alpha Healthcare Inc.	7			7	5	4
Canada Health Systems Inc.			1	1		1
Indivica Inc.		1		1		2
OSCAR EMR	17	8		25	13	7
P&P Data Systems Inc.		1		1		
QHR Technologies Inc.	193	74	3	270	201	196
TELUS	188	40	5	233	184	199
YES Medical Systems						
York-Med Systems Inc.		2		2	2	2
<b>Total</b>	<b>407</b>	<b>127</b>	<b>10</b>	<b>544</b>	<b>406</b>	<b>416</b>

\* Source: eHealth Ontario

<sup>1</sup> HRM Penetration is based on Live Physicians, not Enrolled Physicians.

<sup>2</sup> Numbers have been updated to reflect the actual number of physicians, not funding positions.

LHIN 12 - Physicians by OntarioMD-Certified Vendor/Sub-Region <sup>1 2</sup>					
OntarioMD Certified Vendor	Barrie and Area	Couchiching	Muskoka	North Simcoe	South Georgian Bay
ABELSoft Corporation	2	2			
Alpha Healthcare Inc.			7		
Canada Health Systems Inc.	1				
Indivica Inc.	1				
OSCAR EMR	20	3	1		
P&P Data Systems Inc.	1				
QHR Technologies Inc.	210	19	1	34	6
TELUS	16	64	67	13	73
YES Medical Systems					
York-Med Systems Inc.	2				
<b>Total</b>	<b>253</b>	<b>88</b>	<b>76</b>	<b>47</b>	<b>79</b>

<sup>1</sup> Numbers have been updated to reflect the actual number of physicians, not funding positions.

<sup>2</sup> Please see Executive Notes for an explanation of slight discrepancies between LHIN and sub-region totals.

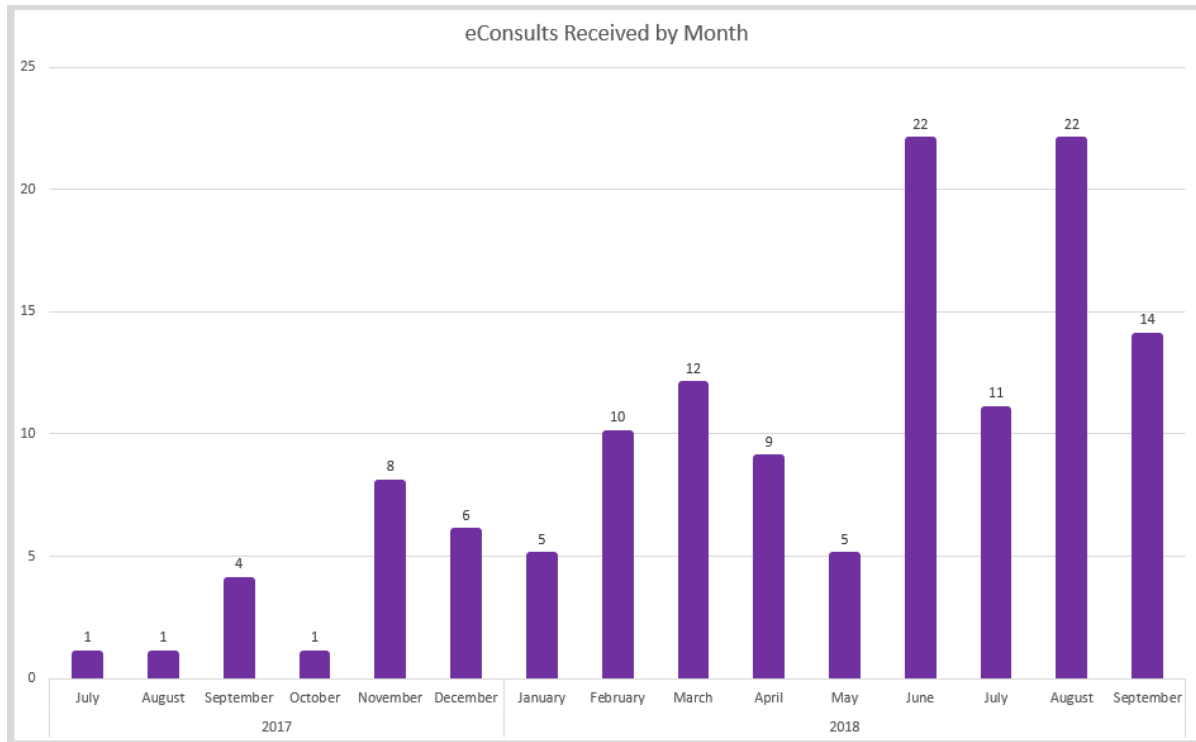
LHIN 12 - Physicians by Sub-Region /Service			
Sub-Region	Physicians Live on Certified EMR <sup>1 2</sup>	HRM	OLIS* Access Through EMR
Barrie and Area	253	181	165
Couchiching	88	64	75
Muskoka	76	58	63
North Simcoe	47	34	52
South Georgian Bay	79	69	58
<b>Total</b>	<b>543</b>	<b>406</b>	<b>413</b>

\*Source: eHealth Ontario

<sup>1</sup> Numbers have been updated to reflect the actual number of physicians, not funding positions.

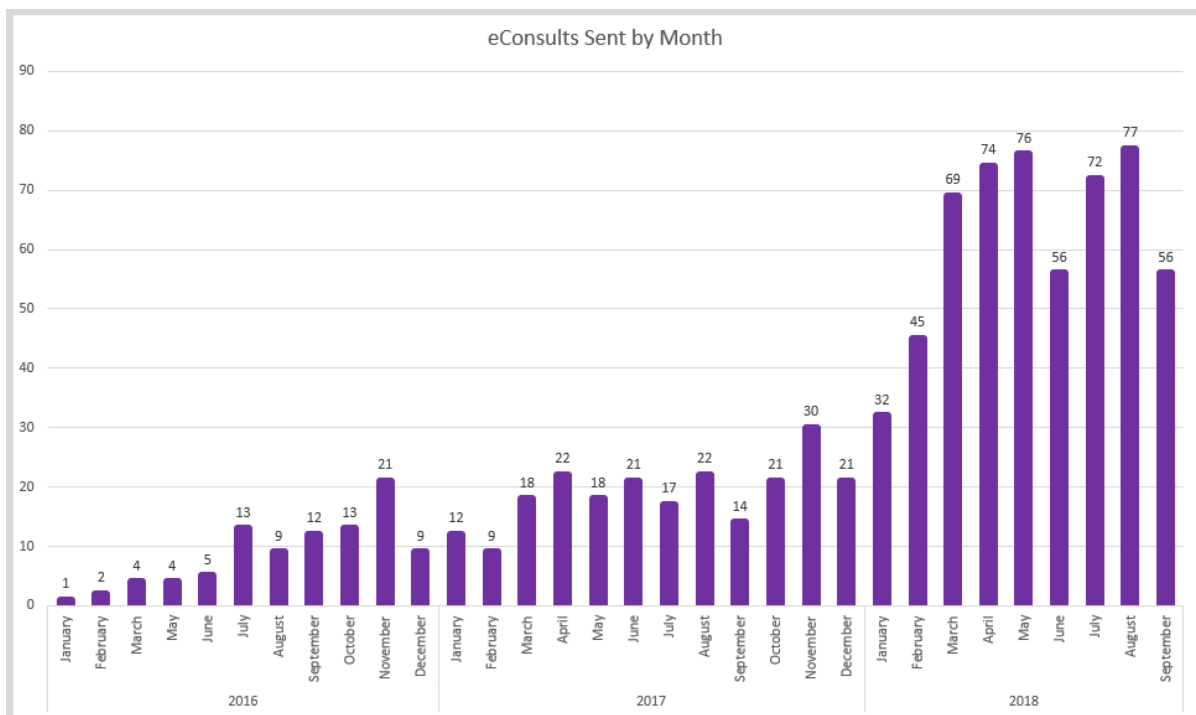
<sup>2</sup> Please see Executive Notes for an explanation of slight discrepancies between LHIN and sub-region totals.

## Number of eConsults Received by LHIN 12 Specialists through the Ontario eConsult Program\*



\*Includes eConsults from Requesting Clinicians from inside and outside the LHIN

## Number of eConsults Sent by LHIN 12 Requesting Clinicians - Ontario eConsult Program\*\*



\*\*Includes eConsults sent to Specialists inside and outside the LHIN

### 1.13 Appendix M: LHIN 13 – North East

LHIN 13 - Provincial Product/Service % Penetration		
Product	LHIN 13 Penetration <sup>1</sup>	Change
eNotifications (Hospitals)*	38%	
HRM (Physicians)	11%	
HRM (Hospitals)	0%	
OLIS (Physicians)*	45%	-1%

\*OntarioMD has re-counted eligible hospital sites for HRM and eNotifications to align with the Ministry of Health Eligible Hospital Sites. Details of additional sites and their effect on penetration rates were provided in the April 2018 LHIN Report. There is no change in denominator for HRM and eNotifications sites for LHIN 13 in May 2018.

LHIN 13 - Physicians by Vendor/OntarioMD Service						
EMR Vendor	Physicians Live on Certified EMR <sup>2</sup>				HRM	OLIS* Access Through EMR
	GP	SP	Unknown	Total		
ABELSoft Corporation	1	6		7	1	4
Alpha Healthcare Inc.		1		1		1
Canada Health Systems Inc.	2			2		5
Indivica Inc.	1			1		2
OSCAR EMR	22	1		23	5	9
P&P Data Systems Inc.	30	9	1	40	1	8
QHR Technologies Inc.	65	25	5	95	15	102
TELUS	281	51	5	337	95	334
YES Medical Systems						
York-Med Systems Inc.	8	3		11		8
<b>Total</b>	<b>410</b>	<b>96</b>	<b>11</b>	<b>517</b>	<b>117</b>	<b>473</b>

\* Source: eHealth Ontario

<sup>1</sup> HRM Penetration is based on Live Physicians, not Enrolled Physicians.

<sup>2</sup> Numbers have been updated to reflect the actual number of physicians, not funding positions.

LHIN 13 - Physicians by OntarioMD-Certified Vendor/Sub-Region <sup>1 2</sup>					
OntarioMD Certified Vendor	Algoma	Cochrane	James and Hudson Bay Coasts	Nipissing-Temiskaming	Sudbury-Manitoulin-Parry Sound
ABELSoft Corporation	5	1			1
Alpha Healthcare Inc.				1	
Canada Health Systems Inc.			1	1	
Indivica Inc.					1
OSCAR EMR	3	1		6	13
P&P Data Systems Inc.				29	11
QHR Technologies Inc.	25	19		14	37
TELUS	20	67	16	90	144
YES Medical Systems					
York-Med Systems Inc.	10				1
<b>Total</b>	<b>63</b>	<b>88</b>	<b>17</b>	<b>141</b>	<b>208</b>

<sup>1</sup> Numbers have been updated to reflect the actual number of physicians, not funding positions.

<sup>2</sup> Please see Executive Notes for an explanation of slight discrepancies between LHIN and sub-region totals.

LHIN 13 - Physicians by Sub-Region /Service			
Sub-Region	Physicians Live on Certified EMR <sup>1 2</sup>	HRM	OLIS* Access Through EMR
Algoma	63	8	60
Cochrane	88	35	83
James and Hudson Bay Coasts	17	4	24
Nipissing-Temiskaming	141	28	113
Sudbury-Manitoulin-Parry Sound	208	38	192
<b>Total</b>	<b>517</b>	<b>113</b>	<b>472</b>

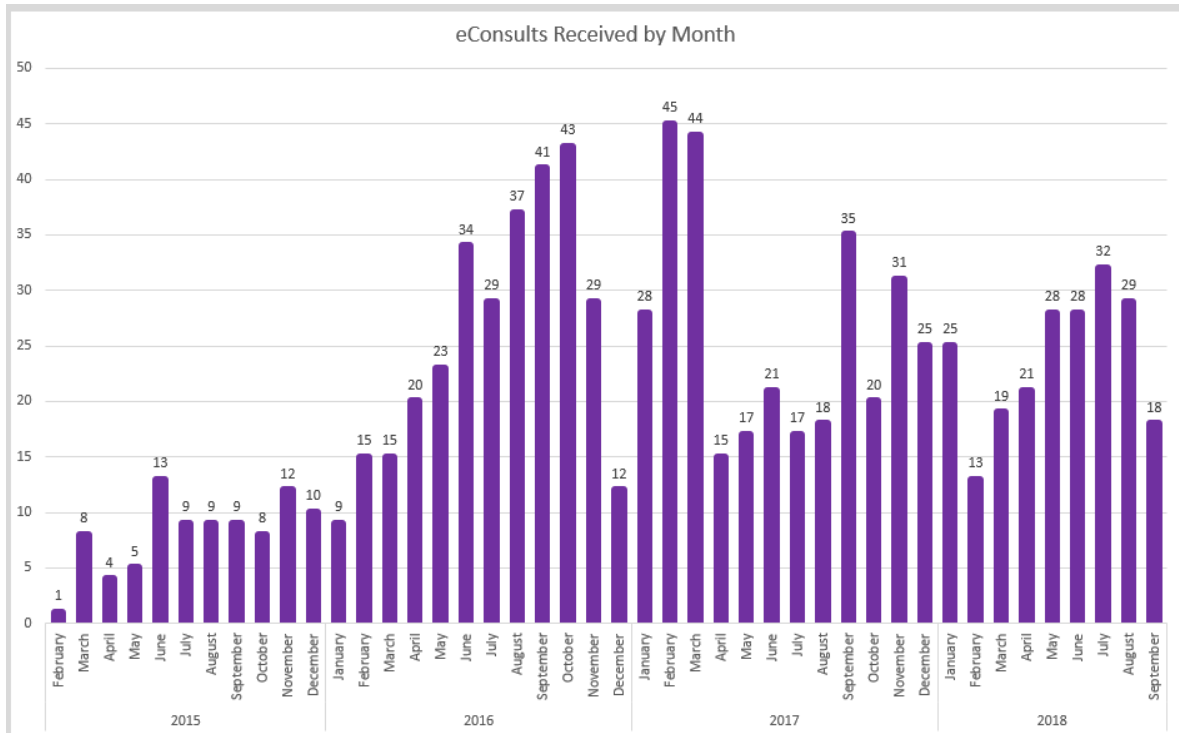
\*Source: eHealth Ontario

<sup>1</sup> Numbers have been updated to reflect the actual number of physicians, not funding positions.

<sup>2</sup> Please see Executive Notes for an explanation of slight discrepancies between LHIN and sub-region totals.

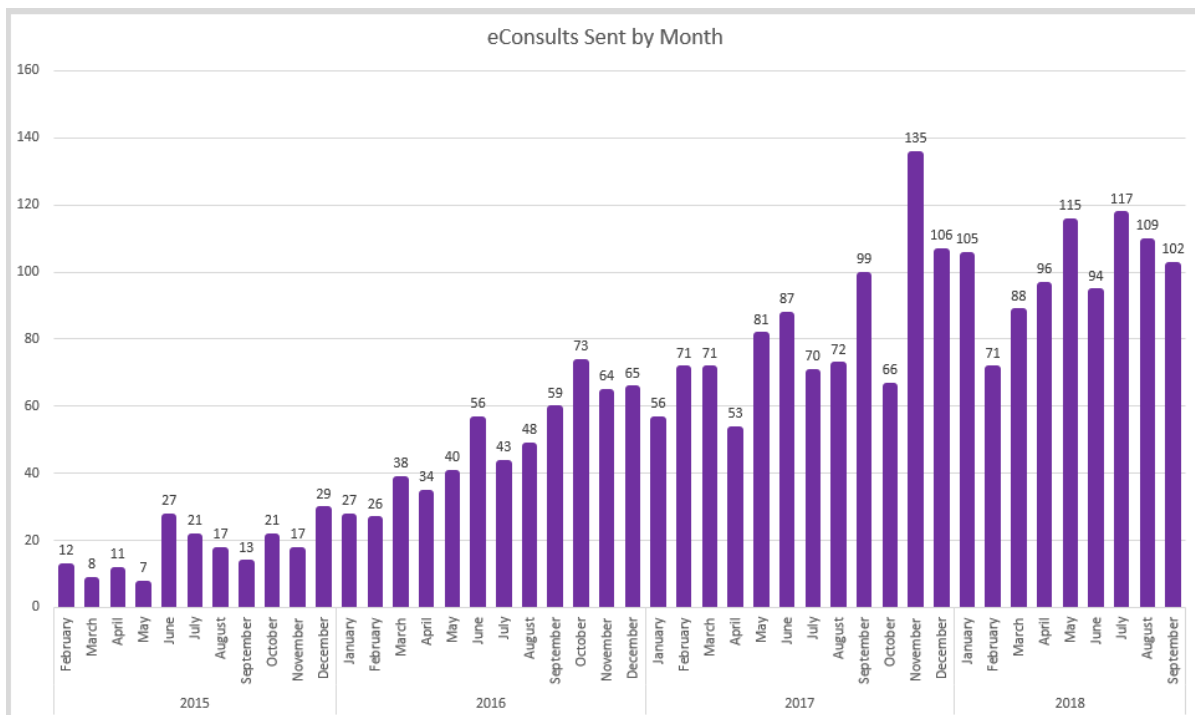


### Number of eConsults Received by LHIN 13 Specialists through the Ontario eConsult Program\*



\*Includes eConsults from Requesting Clinicians from inside and outside the LHIN

### Number of eConsults Sent by LHIN 13 Requesting Clinicians - Ontario eConsult Program\*\*



\*\*Includes eConsults sent to Specialists inside and outside the LHIN

## 1.14 Appendix N: LHIN 14 – North West

LHIN 14 - Provincial Product/Service % Penetration		
Product	LHIN 14 Penetration <sup>1</sup>	Change
eNotifications (Hospitals)*	100%	
HRM (Physicians)		
HRM (Hospitals)		
OLIS (Physicians)*	33%	-2%

\*OntarioMD has re-counted eligible hospital sites for HRM and eNotifications to align with the Ministry of Health Eligible Hospital Sites. Details of additional sites and their effect on penetration rates were provided in the April 2018 LHIN Report. There is no change in denominator for HRM and eNotifications sites for LHIN 14 in May 2018.

LHIN 14 - Physicians by Vendor/OntarioMD Service						
EMR Vendor	Physicians Live on Certified EMR <sup>2</sup>				HRM	OLIS* Access Through EMR
	GP	SP	Unknown	Total		
ABELSoft Corporation	7	1		8		8
Alpha Healthcare Inc.						
Canada Health Systems Inc.	1	3		4		4
Indivica Inc.						
OSCAR EMR	26			26		2
P&P Data Systems Inc.	17	6		23		2
QHR Technologies Inc.	33	18		51		63
TELUS	85	46	4	135		95
YES Medical Systems						
York-Med Systems Inc.						
<b>Total</b>	<b>169</b>	<b>74</b>	<b>4</b>	<b>247</b>		<b>174</b>

\* Source: eHealth Ontario

<sup>1</sup> HRM Penetration is based on Live Physicians, not Enrolled Physicians.

<sup>2</sup> Numbers have been updated to reflect the actual number of physicians, not funding positions.

LHIN 14 - Physicians by OntarioMD-Certified Vendor/Sub-Region <sup>1 2</sup>					
OntarioMD Certified Vendor	City of Thunder Bay	District of Kenora	District of Rainy River	District of Thunder Bay	Northern
ABELSoft Corporation	1			7	
Alpha Healthcare Inc.					
Canada Health Systems Inc.	4				
Indivica Inc.					
OSCAR EMR	14	2			10
P&P Data Systems Inc.	2	21			
QHR Technologies Inc.	25	6	15	4	1
TELUS	86	26	5	15	2
YES Medical Systems					
York-Med Systems Inc.					
<b>Total</b>	<b>132</b>	<b>55</b>	<b>20</b>	<b>26</b>	<b>13</b>

<sup>1</sup> Numbers have been updated to reflect the actual number of physicians, not funding positions.

<sup>2</sup> Please see Executive Notes for an explanation of slight discrepancies between LHIN and sub-region totals.

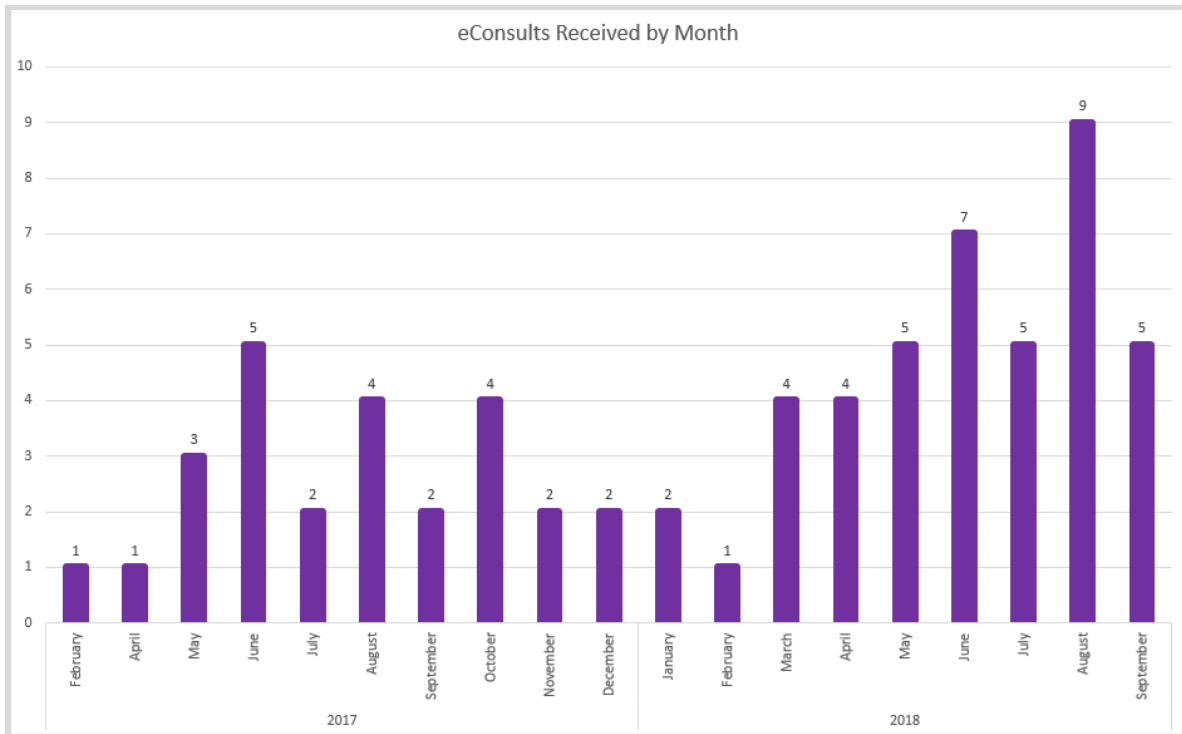
LHIN 14 - Physicians by Sub-Region /Service			
Sub-Region	Physicians Live on Certified EMR <sup>1 2</sup>	HRM	OLIS* Access Through EMR
City of Thunder Bay	132		75
District of Kenora	55		30
District of Rainy River	20		20
District of Thunder Bay	26		33
Northern	13		16
<b>Total</b>	<b>246</b>		<b>174</b>

\*Source: eHealth Ontario

<sup>1</sup> Numbers have been updated to reflect the actual number of physicians, not funding positions.

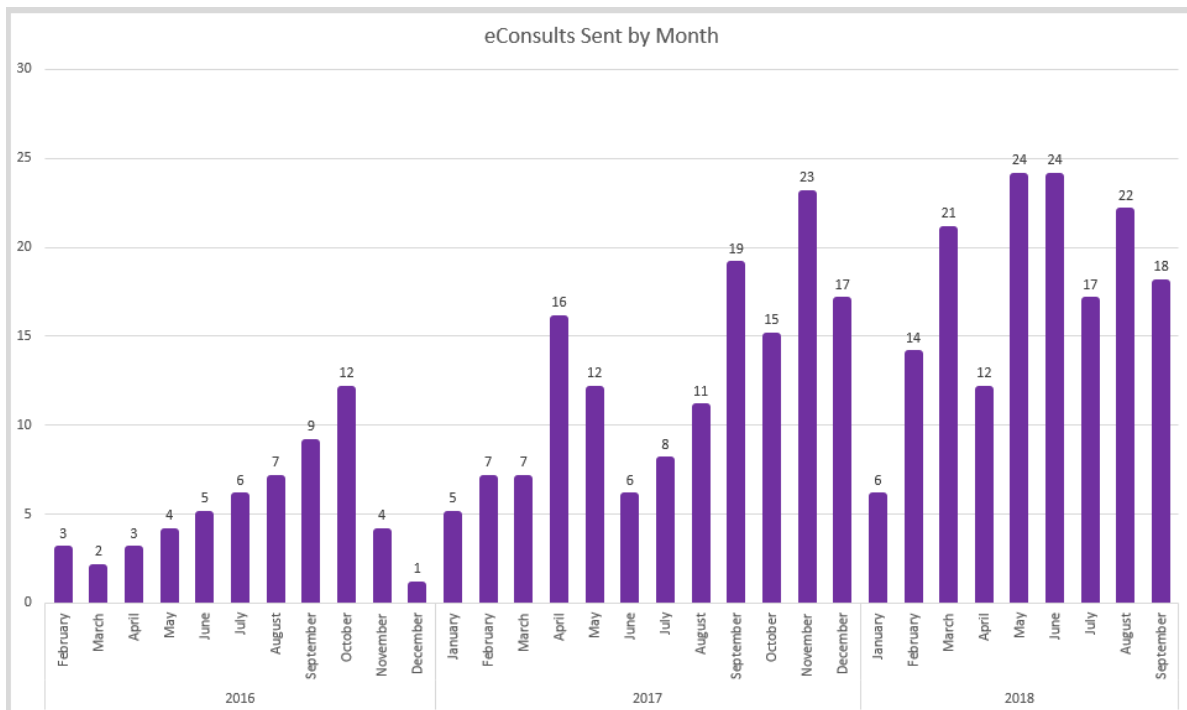
<sup>2</sup> Please see Executive Notes for an explanation of slight discrepancies between LHIN and sub-region totals.

## Number of eConsults Received by LHIN 14 Specialists through the Ontario eConsult Program\*



\*Includes eConsults from Requesting Clinicians from inside and outside the LHIN

## Number of eConsults Sent by LHIN 14 Requesting Clinicians - Ontario eConsult Program\*\*



\*\*Includes eConsults sent to Specialists inside and outside the LHIN