



LHINs Q1 Report

April 2016 – June 2016

Presented: September 2016

Contents

- 1. INTRODUCTION3**
 - WHO WE ARE.....3
 - WHAT WE DO3
- 2. ONTARIOMD PRODUCTS AND SERVICES.....4**
- 3. PROOF OF CONCEPTS 2016-179**
- 4. ONTARIOMD AND LOCAL HEALTH INTEGRATION NETWORKS12**
- 5. TABLES BY VENDOR AND LHIN VIEW13**
 - TABLE 1: PHYSICIAN BY ONTARIOMD CERTIFIED EMR OFFERING PER PRODUCT / SERVICE 13
 - TABLE 2: PRODUCT PENETRATION BY LHIN 14
- 6. APPENDICES15**
 - 1.1 APPENDIX A: LHIN 1 – ERIE ST. CLAIR 15
 - 2.1 APPENDIX B: LHIN 2 – SOUTH WEST 16
 - 2.2 APPENDIX C: LHIN 3 – WATERLOO WELLINGTON..... 17
 - 2.3 APPENDIX D: LHIN 4 – HAMILTON NIAGARA 18
 - 2.4 APPENDIX E: LHIN 5 – CENTRAL WEST 19
 - 2.5 APPENDIX F: LHIN 6 – MISSISSAUGA HALTON 20
 - 2.6 APPENDIX G: LHIN 7 – TORONTO CENTRAL..... 21
 - 2.7 APPENDIX H: LHIN 8 – CENTRAL 22
 - 2.8 APPENDIX I: LHIN 9 – CENTRAL EAST 23
 - 2.9 APPENDIX J: LHIN 10 – SOUTH EAST..... 24
 - 2.10 APPENDIX K: LHIN 11 – CHAMPLAIN 25
 - 2.11 APPENDIX L: LHIN 12 – NORTH SIMCOE MUSKOKA..... 26
 - 2.12 APPENDIX M: LHIN 13 – NORTH EAST 27
 - 2.13 APPENDIX N: LHIN 14 – NORTH WEST 28

1. Introduction

The purpose of this report is to provide OntarioMD's partners and stakeholders with a quarterly update on the provincial view of community-based family physicians' and community specialists' adoption and optimized use of certified electronic medical records (EMRs) and other services integrated with certified EMRs. This report does not include information about EMR adoption by nurse practitioners or other health care service providers.

EMR adoption by community-based physicians and specialists has been one of the most successful digital health initiatives in Ontario to date. By helping physicians become more proficient EMR users, OntarioMD helps realize the full potential of EMRs to enhance patient care and enable widespread health system benefits.

EMRs are an important foundation for realizing the provincial vision for a comprehensive and connected electronic health record (EHR) for all Ontarians.

Who We Are

Our Vision:

Realizing the power of electronic medical records for a healthier Ontario

Our Mission:

Helping physician practices advance electronic medical records, products and services so that collectively we enhance the delivery of patient care

Our Values:

OntarioMD's culture is anchored in a clear set of values, including: Innovation, Collaboration, Focus and Accountability.

Across Ontario, we strive to make a meaningful impact to support physician practices and the patients in their care.

What We Do

- Connect physician practices in Ontario to access provincial applications such as OntarioMD's Hospital Report Manager (HRM), eNotifications, eConsult and the Ontario Laboratories Information System (OLIS) to inform clinical decisions
- Provide physicians with advice, guidance and EMR practice enhancement support to optimize their EMR use through experience Practice Advisors located across Ontario, the Peer Leader Program and the EMR Practice Enhancement Program (EPEP)
- Deliver a trusted EMR certification and vendor management program that assesses, monitors and manages EMR vendors and their products for compliance with the Ontario EMR Specifications—so family physicians don't have to

2. OntarioMD Products and Services

OntarioMD products and services are provincial digital health assets aligned to provincial priorities such as the *Patients First Action Plan*. Enabling the flow of patient information directly to OntarioMD-certified EMRs supports the four pillars of the *Patients First* strategy:

- **Improve access** – providing faster access to the right care.
- **Connect services** – delivering better coordinated and integrated care in the community, closer to home.
- **Support people and patients** – providing the education, information and transparency they need to make the right decisions about their health.
- **Protect our universal public health care system** – making evidence-based decisions on value and quality, to sustain the system for generations to come

OntarioMD receives funding from the Ministry of Health and Long-Term Care with a mandate to support connectivity and interoperability of EMRs with the digital health delivery system more broadly.



OntarioMD developed Hospital Report Manager (HRM), a digital health solution to enable physicians and their practices using an OntarioMD-certified EMR to securely receive patient reports electronically from hospitals and other health care facilities. HRM allows physicians to receive narrative medical record and diagnostic imaging reports electronically – eliminating paper reports.



Thousands of physicians in 13 Ontario Local Health Integration Networks (LHINs) are now using OntarioMD's award-winning HRM to follow up with their patients and continue appropriate treatment. OntarioMD will continue to lead the expansion of HRM across the province and will work collaboratively with eHealth Ontario, LHINs and any new partners towards a successful implementation.

Ontario Telemedicine Network (OTN) telehomecare reports are the latest addition to HRM. Access to telehomecare reports keep clinicians up-to-date on their telehomecare patients.

HRM 2016 Survey Results

The HRM annual user survey was launched in January 2016. 617 HRM users responded to the survey. This allows for 99% confidence and a 5% margin of error.



agree that the timeliness of receiving reports into their EMR **has improved with HRM**



on the processing of paper reports
(Individual experiences may vary.)



report that **eNotifications** allow for follow-up with patients **sooner** after their hospital visits



agree that HRM functionality is **easy to use**



eNOTIFICATIONS

Sent through HRM, eNotifications alert physicians and their practices when a patient has been discharged from the Emergency Department or admitted or discharged from an in-patient unit in real time. Better communications and care coordination between a hospital and family physician, especially about the hospital visits of complex care patients, enables faster and safer follow-up treatment and supports MOHLTC Health Links.

eNotifications has been recognized by Accreditation Canada as a Leading Practice and was selected as a finalist for the 2016 Information Technology of Canada (ITAC) Ingenious Awards.

OntarioMD will continue to lead the expansion of eNotifications to primary care across the province and will work collaboratively with the Ontario Association of Community Care Access Centres (OACCAC), Community Care Access Centres (CCACs) and LHINs towards enabling hospitals to send eNotifications.



OntarioMD manages the evolution of certified EMRs in Ontario through the EMR Certification Program. Certified EMRs are a pre-requisite for EMR access to provincial digital health applications such as HRM and OLIS.

The EMR Certification Program is the most comprehensive program of its kind in Canada and includes EMR Specification Management, EMR Certification and Compliance Management and EMR Vendor Relationship Management. The program is designed to translate health system priorities into EMRs and meet the needs of Ontario physicians:

- Confidence that EMRs meet physician needs
- Assurance that OntarioMD is monitoring vendor/EMR compliance against EMR Specifications
- Support for issue escalation/resolution
- Interoperability (connecting HRM, OLIS to the EMR)
- Data quality, data migration, data portability (dashboard, primary care data sharing)
- Privacy and security management requirements and obligations

OntarioMD works proactively with physicians, EMR vendors and other provincial stakeholders to continuously evolve and enhance EMR products and services

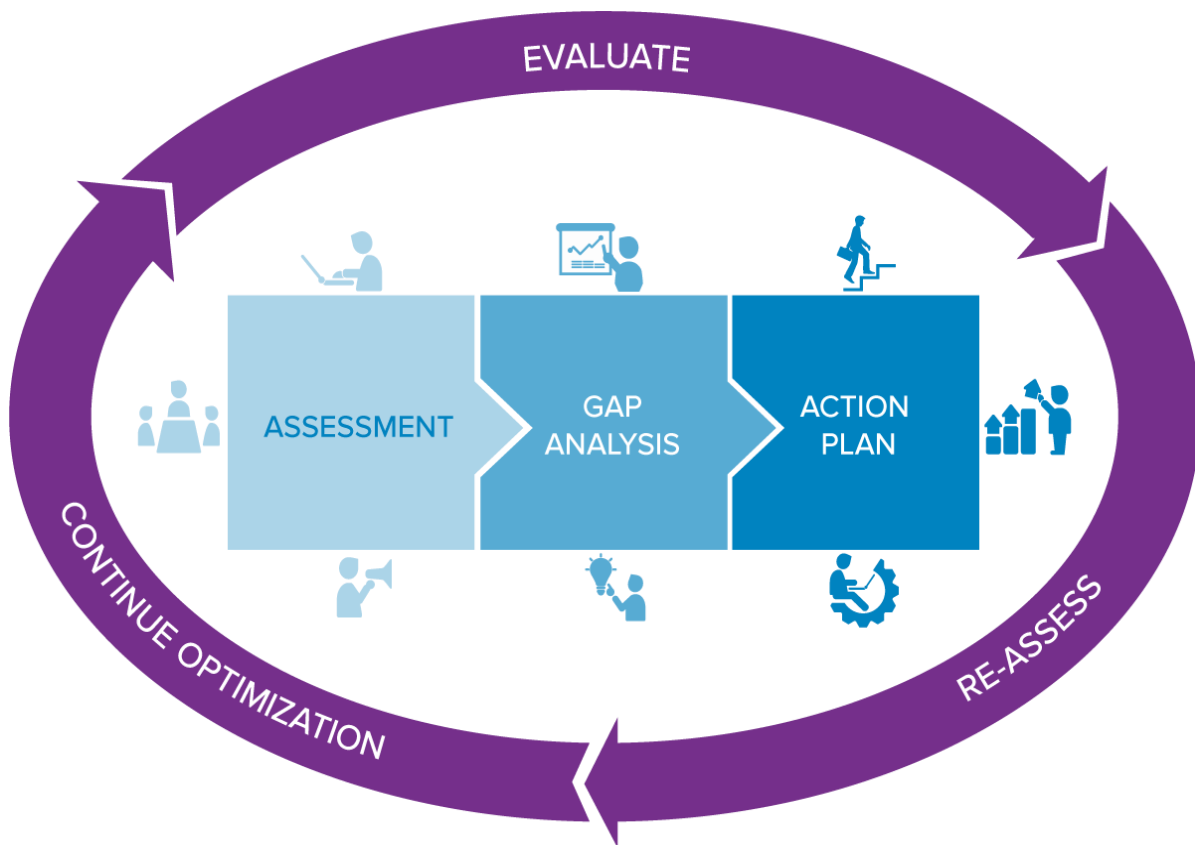
For more information on certified EMR market share in Ontario, please visit [Vendor Market Share](#).

 **EMR PRACTICE**
ENHANCEMENT PROGRAM

The EMR Practice Enhancement Program (EPEP) is a provincial service designed to help physicians enhance their EMR skills and efficiency. No matter the current level of EMR skill, EPEP offers a current analysis of EMR use, practice workflow and data quality to help physicians move beyond data capture and use information to improve patient care and practice efficiency.

EPEP provides hands-on support from Practice Advisors and Peer Leaders, who are expert EMR users, to create an enhancement plan that reflects unique practice priorities, leading to improved workflow, efficiency and patient care.

EPEP is based on OntarioMD's [EMR Maturity Model](#), an evidence-based framework for measuring, understanding and enhancing EMR use.



PEER LEADER PROGRAM

OntarioMD's Peer Leader Program is a network of over 60 physicians, nurses and clinic managers across the provinces, who are expert users of OntarioMD-certified EMRs. They support physician practices to realize more clinical value from their EMRs. The Peer Leader Program has been primarily funded by Canada Health Infoway.

Peer Leaders provide consulting services to physician practices that can lead to more efficient EMR use and workflow, optimization of existing EMR functions and access to additional ones, improved clinical decision support, and much more. They also provide guidance to OntarioMD on physician practice perspectives and priorities with regards to the development of innovation and enhancements to current OntarioMD programs.

PEER LEADER PROGRAM

OntarioMD Peer Leaders support physician practices across the province.

47

GPs/SPECIALISTS



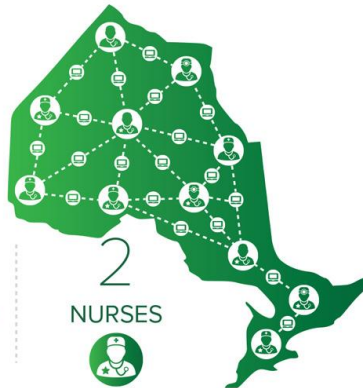
12

CLINIC MANAGERS



2

NURSES



DESIGNED TO SERVE:

13,000+

PHYSICIANS AND
THEIR STAFF



WITH ENHANCING
EMR USE

 Canada Inforoute
Health Santé
Infoway du Canada

ONTARIO LABORATORIES INFORMATION SYSTEM

OLIS Deployment

OntarioMD is leading the deployment of OLIS to physician practices on behalf of eHealth Ontario. OLIS is a system that connects hospitals, community laboratories, public health laboratories and practitioners to facilitate the secure electronic exchange of laboratory test orders and results. Clinicians using an OntarioMD-certified EMR can access the latest lab results for their patients or perform patient queries.

3. Proof of Concepts 2016-17

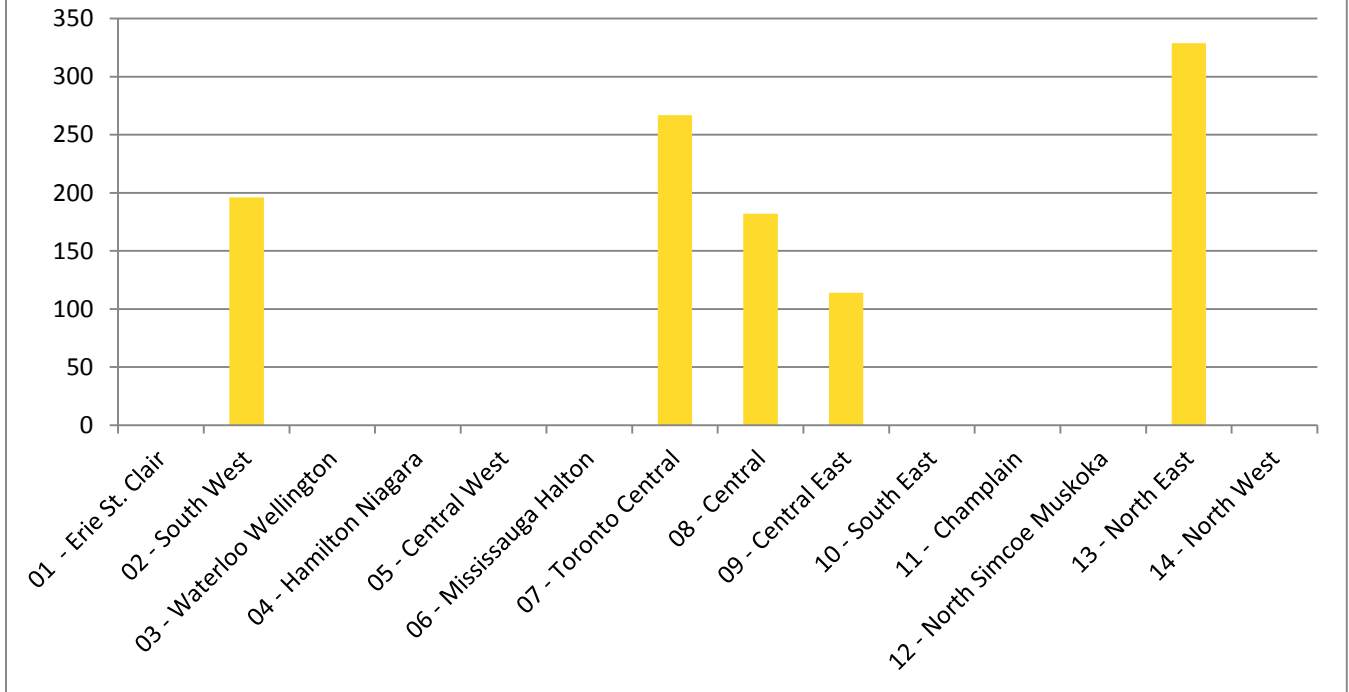


eConsult enables requesting clinicians (family physicians and nurse practitioners) to engage in a secure, electronic dialogue with specialists to manage patient care without the need for a face-to-face visit. eConsults may avoid the need to refer a patient to a specialist for diagnosis and treatment.



OntarioMD has partnered with the Ministry of Health and Long-Term Care (MOHLTC), the Ontario Telemedicine Network (OTN) and the Champlain BASE eConsult service to implement a phased provincial eConsult initiative. The Provincial eConsult initiative is currently in pilot phase and continues to recruit a limited number of family physicians and specialists in all LHINs.

Physicians Registered on Provincial eConsult by LHIN



 EMR PHYSICIAN
DASHBOARD

OntarioMD is leading an initiative that will demonstrate improvement in the clinical value of EMRs through an EMR Physician Dashboard Proof of Concept that:

- Provides a framework for real-time access to an introductory set of high-value provincial indicators from Health Quality Ontario (HQO), the Canadian Institute for Health Information (CIHI) and the Association of Family Health Teams of Ontario (AFHTO) along with indicators to improve management of physician practices, (e.g., % of eligible patients within roster who have been screened for colorectal cancer)
- Associates high-value indicators with data quality of the underlying elements, e.g., number of patients eligible for colorectal cancer screening who have no screening activity recorded in their chart
- Is provincially scalable and can be easily expanded with new and evolving data quality, practice, and clinical indicators

OntarioMD is currently working with TELUS Health and OSCAR EMR to include up to 100 physicians by March 31, 2017.

 eREFERRAL

OntarioMD is leading the development of a business case for a provincial eReferral service. eReferral enables primary care clinicians to electronically refer their patients to specialists. eReferral facilitates communication between clinicians, the scheduling of appointments, and the transfer of patient records.

4. OntarioMD and Local Health Integration Networks

OntarioMD is focused on the digital delivery of health care and works closely and in partnership with other health care organizations across the province, including the 14 Local Health Integrations Networks across the province.



5. Tables by Vendor and LHIN View

Table 1: Physician by OntarioMD Certified EMR Offering per product / service

OntarioMD Certified EMR Vendor	Physicians Live on a Certified EMR ¹				HRM			eNotification	Physicians Connected to OLIS ²
	FP	SP	Unkn wn	Total	FP	SP	Live		
ABELSoft Corporation	173	270	16	459	40	64	104	36	332
Alpha Global iT Inc.	52	13	1	66	30	7	37	26	53
Canada Health Systems Inc.	270	105	18	393	83	38	121	30	283
Indivica Inc.	9			9					2
Nightingale Informatix Corporation	982	437	40	1,459	404	87	491	197	1,207
OSCAR EMR	1,588	777	6	2,371	454	230	684	208	569
P&P Data Systems Inc.	467	93	6	566	62	5	67	51	303
QHR Technologies Inc.	1,356	1,346	103	2,805	712	564	1,276	503	2,193
TELUS	3847	690	25	4,562	2,146	268	2,414	1,272	3,086
YES Medical Systems	6	31	3	40	3	11	14		37
York-Med Systems Inc.	53	70	2	125	2	14	16	2	85
Total	8,803	3,832	220	12,855	3,936	1,288	5,224	2,325	8,150

¹ Based on estimated number of family physicians and specialists in Table 2

² Source: eHealth Ontario

Table 2:

Product Penetration by Community-Based Family Physicians and Specialists by LHIN¹

LHIN	No. of Physicians connected to provincial product / service ²				Physicians LIVE on HRM			eNotification	Physicians Connected to OLIS ⁵	Physicians on eConsult ⁶	Estimated number of FP and SP			FP ³ Penetration
	FP ³	SP ⁴	Not known	Total	FP ³	SP ⁴	Total			Total	FP ³	SP ⁴	Total	%
1. Erie St. Clair	293	187	15	495	173	54	227	129	334	-	431	455	886	68%
2. South West	658	245	9	912	223	29	252	108	594	196	835	1,175	2,010	79%
3. Waterloo Wellington	511	192	6	709	326	41	367	218	472	-	628	524	1,152	81%
4. Hamilton Niagara	893	437	8	1,338	184	82	266	57	848	-	1,126	1,671	2,797	79%
5. Central West	464	220	15	699	204	105	309	127	435	-	592	484	1,076	78%
6. Mississauga Halton	747	302	19	1,068	444	132	576	272	689	-	997	888	1,885	75%
7. Toronto Central	1,241	712	31	1,984	403	239	642	395	1034	267	1,617	3,786	5,403	77%
8. Central	1,154	575	21	1,750	546	221	767	434	986	182	1,562	1,462	3,024	74%
9. Central East	858	424	16	1,298	431	180	611	257	736	114	1,122	1,060	2,182	76%
10. South East	417	71	5	493	250	17	267	65	330	-	510	628	1,138	82%
11. Champlain	1,189	425	10	1,624	512	135	647	27	1097	1,164 ⁴	1,514	1,877	3,391	79%
12. North Simcoe Muskoka	367	127	7	501	302	69	371	283	396	-	406	324	730	90%
13. North East	436	104	2	542	56	6	62	38	308	329	553	419	972	79%
14. North West	208	77	5	290	0	0	0	-	90	-	283	203	486	74%
Total	9,456	4,108	233	13,797*	4,054	1,310	5,364	2,410*	8,442*	2,251⁷	12,176	14,956	27,132	78%

¹ Numbers do not include nurse practitioners or other health service providers

² Number of certified EMR users known to OntarioMD through participation in the EMR Adoption Program, HRM, eNotification and OLIS

³ FP: Family Physician (excludes emergency medicine physicians)

⁴ SP: Community-based Specialists

⁵ Source: eHealth Ontario

⁶ Includes physicians using Champlain BASE eConsult in Mississauga Halton LHIN and other LHINs

⁷ Additionally, there are 4,488 physicians using OTN Teledermatology province-wide. These numbers were not incorporated per LHIN since the overlap with OTN eConsult and Champlain BASE eConsult users is unknown.

⁸ Product Penetration per LHIN based on the number of unique Family Physicians (FPs) participating in connectivity solutions via OntarioMD engagement

*Totals adjusted to include physicians for whom LHIN information was unavailable

6. Appendices

Definitions:

LHIN Penetration: The % of eligible physicians or hospitals using provincial product/service; The % penetration for all LHINs is based on the denominator of 27,132 eligible physicians across all LHINs.

Ontario Average: Average % of eligible physicians or hospitals using product across all LHINs

Ontario Max: The % of eligible physicians or hospitals using product in the most penetrated LHIN

Ontario Min: The % of eligible physicians or hospitals using product in the least penetrated LHIN

1.1 Appendix A: LHIN 1 – Erie St. Clair

LHIN 1 - Provincial Product/Service % Penetration				
Product	LHIN 1 Penetration	Ontario Average	Ontario Max	Ontario Min
eNotification (Hospitals)	0%	7%	39%	0%
HRM (Physicians)	29%	26%	51%	0%
HRM (Hospitals)	100%	74%	100%	0%
OLIS (Physicians)*	35%	32%	51%	19%

LHIN 1- Physicians by OntarioMD Certified Vendor/Service				
OntarioMD Certified Vendor	Physicians Live on Certified EMR	HRM		OLIS* Access Through EMR
		Enrolled	Live	
ABELSoft Corporation	28	4	4	22
Alpha Global iT Inc.	5	1	1	5
Canada Health Systems Inc.	7			2
Indivica Inc.				
Nightingale Informatix Corporation	98	62	42	77
OSCAR EMR	30	7	4	4
P&P Data Systems Inc.	3	1		2
QHR Technologies Inc.	187	108	103	120
TELUS	93	65	63	62
YES Medical Systems	7	4	4	7
York-Med Systems Inc.	10	7	6	9
Total	468	259	227	310

*Source: eHealth Ontario

1.2 Appendix B: LHIN 2 – South West

LHIN 2 - Provincial Product/Service % Penetration				
Product	LHIN 2 Penetration	Ontario Average	Ontario Max	Ontario Min
eNotification (Hospitals)	34%	7%	39%	0%
HRM (Physicians)	15%	26%	51%	0%
HRM (Hospitals)	100%	74%	100%	0%
OLIS (Physicians)*	28%	32%	51%	19%

LHIN 2- Physicians by OntarioMD Certified Vendor/Service				
OntarioMD Certified Vendor	Physicians Live on Certified EMR	HRM		OLIS* Access Through EMR
		Enrolled	Live	
ABELSoft Corporation	15	2	2	15
Alpha Global iT Inc.				
Canada Health Systems Inc.	7	1	1	4
Indivica Inc.				
Nightingale Informatix Corporation	200	53	31	151
OSCAR EMR	67	12	7	7
P&P Data Systems Inc.	1			2
QHR Technologies Inc.	260	100	94	187
TELUS	275	136	117	182
YES Medical Systems	2			2
York-Med Systems Inc.	16	2		4
Total	843	306	252	554

*Source: eHealth Ontario

1.3 Appendix C: LHIN 3 – Waterloo Wellington

LHIN 3 - Provincial Product/Service % Penetration				
Product	LHIN 3 Penetration	Ontario Average	Ontario Max	Ontario Min
eNotification (Hospitals)	0%	7%	39%	0%
HRM (Physicians)	33%	26%	51%	0%
HRM (Hospitals)	100%	74%	100%	0%
OLIS (Physicians)*	41%	32%	51%	19%

LHIN 3- Physicians by OntarioMD Certified Vendor/Service				
OntarioMD Certified Vendor	Physicians Live on Certified EMR	HRM		OLIS* Access Through EMR
		Enrolled	Live	
ABELSoft Corporation	12	5	5	10
Alpha Global iT Inc.	1	1	1	1
Canada Health Systems Inc.	5	2		1
Indivica Inc.				
Nightingale Informatix Corporation	73	32	25	65
OSCAR EMR	37	5	4	3
P&P Data Systems Inc.	35	3	2	3
QHR Technologies Inc.	85	22	19	47
TELUS	419	313	311	330
YES Medical Systems	3			2
York-Med Systems Inc.	6			6
Total	676	383	367	468

*Source: eHealth Ontario

1.4 Appendix D: LHIN 4 – Hamilton Niagara

LHIN 4 - Provincial Product/Service % Penetration				
Product	LHIN 4 Penetration	Ontario Average	Ontario Max	Ontario Min
eNotification (Hospitals)	0%	7%	39%	0%
HRM (Physicians)	14%	26%	51%	0%
HRM (Hospitals)	75%	74%	100%	0%
OLIS (Physicians)*	29%	32%	51%	19%

LHIN 4- Physicians by OntarioMD Certified Vendor/Service				
OntarioMD Certified Vendor	Physicians Live on Certified EMR	HRM		OLIS* Access Through EMR
		Enrolled	Live	
ABELSoft Corporation	49	5	5	48
Alpha Global iT Inc.	4			5
Canada Health Systems Inc.	17	8	5	10
Indivica Inc.				
Nightingale Informatix Corporation	47	12	11	46
OSCAR EMR	269	69	37	98
P&P Data Systems Inc.	53	27	4	41
QHR Technologies Inc.	258	90	82	171
TELUS	581	168	121	388
YES Medical Systems	1			1
York-Med Systems Inc.	18	5	1	13
Total	1,297	384	266	821

*Source: eHealth Ontario

1.5 Appendix E: LHIN 5 – Central West

LHIN 5 - Provincial Product/Service % Penetration				
Product	LHIN 5 Penetration	Ontario Average	Ontario Max	Ontario Min
eNotification (Hospitals)	0%	7%	39%	0%
HRM (Physicians)	40%	26%	51%	0%
HRM (Hospitals)	100%	74%	100%	0%
OLIS (Physicians)*	39%	32%	51%	19%

LHIN 5- Physicians by OntarioMD Certified Vendor/Service				
OntarioMD Certified Vendor	Physicians Live on Certified EMR	HRM		OLIS* Access Through EMR
		Enrolled	Live	
ABELSoft Corporation	18	7	7	14
Alpha Global iT Inc.	3	3	2	4
Canada Health Systems Inc.	37	21	16	25
Indivica Inc.	1	1		
Nightingale Informatix Corporation	72	46	25	47
OSCAR EMR	225	147	83	48
P&P Data Systems Inc.	55	45	24	50
QHR Technologies Inc.	165	85	79	152
TELUS	105	79	72	80
YES Medical Systems	1	1	1	1
York-Med Systems Inc.	1			2
Total	683	435	309	423

*Source: eHealth Ontario

1.6 Appendix F: LHIN 6 – Mississauga Halton

LHIN 6 - Provincial Product/Service % Penetration				
Product	LHIN 6 Penetration	Ontario Average	Ontario Max	Ontario Min
eNotification (Hospitals)	0%	7%	39%	0%
HRM (Physicians)	35%	26%	51%	0%
HRM (Hospitals)	50%	74%	100%	0%
OLIS (Physicians)*	35%	32%	51%	19%

LHIN 6- Physicians by OntarioMD Certified Vendor/Service				
OntarioMD Certified Vendor	Physicians Live on Certified EMR	HRM		OLIS* Access Through EMR
		Enrolled	Live	
ABELSoft Corporation	48	7	5	40
Alpha Global iT Inc.	9	2	2	4
Canada Health Systems Inc.	24	16	8	25
Indivica Inc.	4	4		
Nightingale Informatix Corporation	192	122	104	164
OSCAR EMR	274	146	120	72
P&P Data Systems Inc.	14	1	1	10
QHR Technologies Inc.	241	170	154	169
TELUS	220	195	181	164
YES Medical Systems	1	1	1	1
York-Med Systems Inc.	4			5
Total	1,031	664	576	654

*Source: eHealth Ontario

1.7 Appendix G: LHIN 7 – Toronto Central

LHIN 7 - Provincial Product/Service % Penetration				
Product	LHIN 7 Penetration	Ontario Average	Ontario Max	Ontario Min
eNotification (Hospitals)	11%	7%	39%	0%
HRM (Physicians)	18%	26%	51%	0%
HRM (Hospitals)	26%	74%	100%	0%
OLIS (Physicians)*	19%	32%	51%	19%

LHIN 7- Physicians by OntarioMD Certified Vendor/Service				
OntarioMD Certified Vendor	Physicians Live on Certified EMR	HRM		OLIS* Access Through EMR
		Enrolled	Live	
ABELSoft Corporation	95	45	43	52
Alpha Global iT Inc.	19	16	16	16
Canada Health Systems Inc.	77	41	3	60
Indivica Inc.	4	4		2
Nightingale Informatix Corporation	155	46	30	146
OSCAR EMR	456	201	68	85
P&P Data Systems Inc.	78	23	1	51
QHR Technologies Inc.	324	187	156	295
TELUS	552	401	283	304
YES Medical Systems	8	1	1	8
York-Med Systems Inc.	4	3		7
Total	1,772	969	601	1,026

*Source: eHealth Ontario

1.8 Appendix H: LHIN 8 – Central

LHIN 8 - Provincial Product/Service % Penetration				
Product	LHIN 8 Penetration	Ontario Average	Ontario Max	Ontario Min
eNotification (Hospitals)	0%	7%	39%	0%
HRM (Physicians)	29%	26%	51%	0%
HRM (Hospitals)	100%	74%	100%	0%
OLIS (Physicians)*	32%	32%	51%	19%

LHIN 8- Physicians by OntarioMD Certified Vendor/Service				
OntarioMD Certified Vendor	Physicians Live on Certified EMR	HRM		OLIS* Access Through EMR
		Enrolled	Live	
ABELSoft Corporation	96	25	24	52
Alpha Global iT Inc.	4	4	4	5
Canada Health Systems Inc.	32	11	3	54
Indivica Inc.				
Nightingale Informatix Corporation	228	118	101	163
OSCAR EMR	379	202	149	62
P&P Data Systems Inc.	127	64	27	58
QHR Technologies Inc.	347	158	148	301
TELUS	386	299	289	255
YES Medical Systems	11	3	3	9
York-Med Systems Inc.	17	6	4	11
Total	1,627	890	752	970

*Source: eHealth Ontario

1.9 Appendix I: LHIN 9 – Central East

LHIN 9 - Provincial Product/Service % Penetration				
Product	LHIN 9 Penetration	Ontario Average	Ontario Max	Ontario Min
eNotification (Hospitals)	0%	7%	39%	0%
HRM (Physicians)	28%	26%	51%	0%
HRM (Hospitals)	93%	74%	100%	0%
OLIS (Physicians)*	33%	32%	51%	19%

LHIN 9- Physicians by OntarioMD Certified Vendor/Service				
OntarioMD Certified Vendor	Physicians Live on Certified EMR	HRM		OLIS* Access Through EMR
		Enrolled	Live	
ABELSoft Corporation	47	9	4	29
Alpha Global iT Inc.	12	5	5	8
Canada Health Systems Inc.	64	31	24	29
Indivica Inc.				
Nightingale Informatix Corporation	68	18	15	60
OSCAR EMR	215	107	80	77
P&P Data Systems Inc.	67	10		47
QHR Technologies Inc.	249	148	140	181
TELUS	407	286	269	272
YES Medical Systems	5	3	3	5
York-Med Systems Inc.	28	3	3	17
Total	1,162	620	543	725

*Source: eHealth Ontario

1.10 Appendix J: LHIN 10 – South East

LHIN 10 - Provincial Product/Service % Penetration				
Product	LHIN 10 Penetration	Ontario Average	Ontario Max	Ontario Min
eNotification (Hospitals)	0%	7%	39%	0%
HRM (Physicians)	30%	26%	51%	0%
HRM (Hospitals)	100%	74%	100%	0%
OLIS (Physicians)*	24%	32%	51%	19%

LHIN 10- Physicians by OntarioMD Certified Vendor/Service				
OntarioMD Certified Vendor	Physicians Live on Certified EMR	HRM		OLIS* Access Through EMR
		Enrolled	Live	
ABELSoft Corporation	8	2		9
Alpha Global iT Inc.				
Canada Health Systems Inc.				2
Indivica Inc.				
Nightingale Informatix Corporation	50	36	29	55
OSCAR EMR	89	70	18	11
P&P Data Systems Inc.	10	7	7	7
QHR Technologies Inc.	49	34	32	17
TELUS	251	190	177	174
YES Medical Systems	1	1	1	1
York-Med Systems Inc.	1	1	1	2
Total	459	341	265	278

*Source: eHealth Ontario

1.11 Appendix K: LHIN 11 – Champlain

LHIN 11 - Provincial Product/Service % Penetration				
Product	LHIN 11 Penetration	Ontario Average	Ontario Max	Ontario Min
eNotification (Hospitals)	0%	7%	39%	0%
HRM (Physicians)	26%	26%	51%	0%
HRM (Hospitals)	86%	74%	100%	0%
OLIS (Physicians)*	32%	32%	51%	19%

LHIN 11- Physicians by OntarioMD Certified Vendor/Service				
OntarioMD Certified Vendor	Physicians Live on Certified EMR	HRM		OLIS Access Through EMR*
		Enrolled	Live	
ABELSoft Corporation	27	3	3	25
Alpha Global iT Inc.	1			
Canada Health Systems Inc.	114	65	61	62
Indivica Inc.				
Nightingale Informatix Corporation	202	103	73	161
OSCAR EMR	224	102	89	89
P&P Data Systems Inc.	56	19		24
QHR Technologies Inc.	230	111	90	190
TELUS	726	462	321	534
YES Medical Systems				
York-Med Systems Inc.	1			
Total	1,581	865	637	1,085

*Source: eHealth Ontario

1.12 Appendix L: LHIN 12 – North Simcoe Muskoka

LHIN 12 - Provincial Product/Service % Penetration				
Product	LHIN 12 Penetration	Ontario Average	Ontario Max	Ontario Min
eNotification (Hospitals)	17%	7%	39%	0%
HRM (Physicians)	51%	26%	51%	0%
HRM (Hospitals)	100%	74%	100%	0%
OLIS (Physicians)*	51%	32%	51%	19%

LHIN 12- Physicians by OntarioMD Certified Vendor/Service				
OntarioMD Certified Vendor	Physicians Live on Certified EMR	HRM		OLIS* Access Through EMR
		Enrolled	Live	
ABELSoft Corporation				2
Alpha Global iT Inc.	7	6	6	4
Canada Health Systems Inc.	2			1
Indivica Inc.				
Nightingale Informatix Corporation	11	6	5	16
OSCAR EMR	28	20	20	6
P&P Data Systems Inc.	1			
QHR Technologies Inc.	241	176	176	211
TELUS	187	161	158	130
YES Medical Systems				
York-Med Systems Inc.	2	1	1	2
Total	479	370	366	372

*Source: eHealth Ontario

1.13 Appendix M: LHIN 13 – North East

LHIN 13 - Provincial Product/Service % Penetration				
Product	LHIN 13 Penetration	Ontario Average	Ontario Max	Ontario Min
eNotification (Hospitals)	39%	7%	39%	0%
HRM (Physicians)	9%	26%	51%	0%
HRM (Hospitals)	0%	74%	100%	0%
OLIS (Physicians)*	29%	32%	51%	19%

LHIN 13- Physicians by OntarioMD Certified Vendor/Service				
OntarioMD Certified Vendor	Physicians Live on Certified EMR	HRM		OLIS* Access Through EMR
		Enrolled	Live	
ABELSoft Corporation	8	2	2	5
Alpha Global iT Inc.	1			1
Canada Health Systems Inc.	1			3
Indivica Inc.				
Nightingale Informatix Corporation	30			25
OSCAR EMR	29	5	5	2
P&P Data Systems Inc.	39	1	1	8
QHR Technologies Inc.	68	8	3	54
TELUS	246	71	51	177
YES Medical Systems				
York-Med Systems Inc.	17			7
Total	439	87	62	282

*Source: eHealth Ontario

1.14 Appendix N: LHIN 14 – North West

LHIN 14 - Provincial Product/Service % Penetration				
Product	LHIN 14 Penetration	Ontario Average	Ontario Max	Ontario Min
eNotification (Hospitals)	0%	7%	39%	0%
HRM (Physicians)	0%	26%	51%	0%
HRM (Hospitals)	0%	74%	100%	0%
OLIS (Physicians)*	19%	32%	51%	19%

LHIN 14- Physicians by OntarioMD Certified Vendor/Service				
OntarioMD Certified Vendor	Physicians Live on Certified EMR	HRM		OLIS* Access Through EMR
		Enrolled	Live	
ABELSoft Corporation	5			6
Alpha Global iT Inc.				
Canada Health Systems Inc.	4			3
Indivica Inc.				
Nightingale Informatix Corporation	22			20
OSCAR EMR	45			1
P&P Data Systems Inc.	27			
QHR Technologies Inc.	36			33
TELUS	107			27
YES Medical Systems				
York-Med Systems Inc.				
Total	246			90

*Source: eHealth Ontario