



# March 2018 LHIN Report

April 2018

# Contents

- 1. EXECUTIVE NOTES FOR MARCH .....3**
- 2. INTRODUCTION .....5**
- 3. ONTARIOMD AND LOCAL HEALTH INTEGRATION NETWORKS.....5**
  - WHAT WE DO .....5
- 4. ONTARIOMD PRODUCTS AND SERVICES .....6**
- 5. PROOF OF CONCEPTS 2017-18..... 11**
- 6. TABLES BY VENDOR AND LHIN VIEW.....14**
  - TABLE 1: FAMILY PHYSICIANS, SPECIALISTS AND NURSE PRACTITIONERS BY ONTARIOMD-CERTIFIED EMR OFFERING PER PRODUCT / SERVICE ..... 14
  - TABLE 2: PRODUCT PENETRATION BY COMMUNITY-BASED FAMILY PHYSICIANS AND SPECIALISTS BY LHIN ..... 15
  - TABLE 3: HRM PRODUCT PENETRATION BY COMMUNITY-BASED FAMILY PHYSICIANS, SPECIALISTS AND NURSE PRACTITIONERS BY LHIN ..... 16
  - TABLE 4: eCONSULT PRODUCT PENETRATION BY PHYSICIANS AND NURSE PRACTITIONERS BY LHIN ..... 17
- 7. APPENDICES.....19**
  - 1.1 APPENDIX A: LHIN 1 – ERIE ST. CLAIR ..... 19
  - 1.2 APPENDIX B: LHIN 2 – SOUTH WEST ..... 21
  - 1.3 APPENDIX C: LHIN 3 – WATERLOO WELLINGTON..... 23
  - 1.4 APPENDIX D: LHIN 4 – HAMILTON NIAGARA HALDIMAND BRANT..... 25
  - 1.5 APPENDIX E: LHIN 5 – CENTRAL WEST ..... 27
  - 1.6 APPENDIX F: LHIN 6 – MISSISSAUGA HALTON ..... 29
  - 1.7 APPENDIX G: LHIN 7 – TORONTO CENTRAL..... 31
  - 1.8 APPENDIX H: LHIN 8 – CENTRAL ..... 33
  - 1.9 APPENDIX I: LHIN 9 – CENTRAL EAST ..... 35
  - 1.10 APPENDIX J: LHIN 10 – SOUTH EAST..... 37
  - 1.11 APPENDIX K: LHIN 11 – CHAMPLAIN ..... 39
  - 1.12 APPENDIX L: LHIN 12 – NORTH SIMCOE MUSKOKA..... 41
  - 1.13 APPENDIX M: LHIN 13 – NORTH EAST ..... 43
  - 1.14 APPENDIX N: LHIN 14 – NORTH WEST ..... 45

## 1. Executive Notes for March

### **Privacy and Security Training**

Physicians are reporting that the online Privacy and Security Training module is a convenient way to take comprehensive training on privacy legislation, and understand how to fulfill their obligations to protect Personal Health Information (PHI) at all times. A new handout is available to introduce the training to physician practices. The OntarioMD online Privacy and Security Training Module will also shortly be offered in French. OntarioMD continues to discuss how to align the module with the needs of other health care organizations supporting a broader clinician base. We welcome your interest and feedback on how the tool may serve your needs.

### **Supporting Our Partners**

OntarioMD provides physicians with access to digital health services using a partnered approach that streamlines and bundles multiple digital health offerings into a single visit, which is more efficient and convenient for physician practices.

***eHealth Ontario, Toronto Central LHIN, Northern and Eastern Region (NER) LHINs, University Health Network (UHN)*** - OntarioMD is actively onboarding primary care physicians for the Digital Health Services Bundle on behalf of its partners, eHealth Ontario, Toronto Central (TC) LHIN, the Northern and Eastern Region (NER) LHINs, UHN and OTN. Onboarding is well underway in the TC LHIN area. Kick-off /planning meetings with each of the NER LHINs (South East, Champlain, North East and North West LHINs) to onboard physicians in those regions continue. The Digital Health Services Bundle includes:

- **ONE® ID** - eHealth Ontario's identity and access management service that enables health care providers to access secure provincial digital health assets such as eConsult.
- **ONE Mail** - eHealth Ontario's encrypted email service that lets registered health care professionals share patient information quickly, confidently and securely.
- **ConnectingOntario Clinical Viewer** – A secure web-based portal that enables authorized health care providers to view digital health records from across Ontario.
- **eConsult** – A provincial digital health service that lets family physicians consult with specialists across the province to get the best care possible for their patients.

***Ontario Telemedicine Network (OTN)*** - OntarioMD is working with OTN to integrate virtual care solutions with provider electronic medical records (EMRs) and make it easier for physicians to engage in powerful virtual care applications. We are also supporting the deployment of an array of OTN's integrated virtual care tools, including eConsult and eVisit Primary Care (a pilot in partnership with Ontario's LHINs to connect patients with their family physicians via secure messaging, audio and video) and is providing change management and adoption support and privacy and security training to many OTN member physicians using these services. OTN, in turn, is collaborating with OntarioMD on the

integration of the OTN eConsult platform with OntarioMD-certified EMRs and is leveraging OntarioMD's Health Report Manager (HRM) to deliver patient documentation to EMRs.

### **OntarioMD Events**

OntarioMD offers a range of learning opportunities as part of our commitment to educating physicians and their staff on digital health best practices. Twice a year, OntarioMD hosts the EMR: Every Step Conference, the largest conference series in Canada dedicated to digital health and EMRs. We also host about 12 regional seminars and present and exhibit at many digital health and primary care events. We would be pleased to speak at events hosted by LHINs and other stakeholders.

### ***On the Road with OntarioMD***

Our 'On the Road with OntarioMD' regional educational seminars are continuing throughout 2018. On March 7, we held a seminar in Ancaster. The seminars offer one hour of didactic learning, which is currently focused on Partnered Efforts in Safe Opioid Prescribing. The presentation is followed by small group learning with Peer Leaders who use the same EMRs as attendees. Attendee feedback has been excellent and physicians and their staff have said they value the Peer Leader presentation and the time they get to spend with the Peer Leaders at the table discussions. The sessions are CME-accredited by the College of Family Physicians of Canada's Ontario Chapter for two hours of Mainpro+ credits. During 'On the Road' events, attendees can enroll in OntarioMD products and services and ONE® ID. The next seminars are scheduled for Newmarket on April 25, Niagara Falls on May 9 and Oakville on May 16.

### ***EMR: Every Step Conferences***

The London EMR: Every Step Conference on April 12 is expected to attract approximately 200 physicians and their staff and exhibit space is completely booked.

Registration is now open for the EMR: Every Step Conference in Toronto on September 27 at <https://www.ontariomd.ca/pages/emr-every-step-conference---toronto-2018.aspx>. The Toronto conference attracts close to 1,000 attendees annually. The Call for Abstracts for our Toronto conference was announced on April 16. We invite all stakeholders to submit an abstract, exhibit and/or attend the Toronto conference.

## 2. Introduction

The purpose of this report is to provide OntarioMD's partners and stakeholders with a monthly update on the provincial view of community-based family physicians' and community specialists' adoption and optimized use of certified EMRs and other digital health tools and services integrated with certified EMRs. Except where indicated, this report does not include information about adoption of the referenced digital health applications by nurse practitioners or other health care service providers.

By helping physicians become more proficient EMR users, OntarioMD helps realize the clinical value and full potential digital health tools and services integrated with EMRs to enhance patient care and enable even more widespread health system benefits. EMRs are an important foundation for realizing the provincial vision for a comprehensive electronic health record (EHR) for all Ontarians.

## 3. OntarioMD and Local Health Integration Networks

OntarioMD is focused on the delivery of digital health products and services that translate into clinical value for physicians and their patients. OntarioMD works closely, and in partnership, with other health care organizations across the province, including the 14 Local Health Integration Networks (LHINs).

Our regional Practice Advisors take an integrated approach to working with physician practices, bundling products and change management services on behalf of the LHINs for efficient visits to practices. This reduces multiple touchpoints to the physician office and streamlines training and on-boarding so the physicians can spend less time on administration and more time on patient care.

### **What We Do**

- Connect physician practices to digital health tools that improve clinical decision-making, such as OntarioMD's Health Report Manager (HRM), eNotifications, the EMR Physician Dashboard, eConsult and the Ontario Laboratories Information System (OLIS). We have also started to deploy the ConnectingOntario Clinical Viewer, ONE<sup>®</sup> Mail and ONE ID on behalf of eHealth Ontario and many LHINs.
- Provide physicians with trusted advice, guidance and support from OntarioMD Practice Advisors, located across Ontario, to optimize EMR and digital health use and realize quality improvements
- Provide in-depth, hands-on support for physicians' quality improvement goals through the EMR Practice Enhancement Program (EPEP)'s experienced Practice Enhancement Consultants
- Mentor physician practices with practical tips from physician, nurse and clinic manager Peer Leaders who understand how physicians practice and share their expertise with the same EMR

- Deliver a trusted EMR certification and vendor management program that assesses, monitors and manages EMR vendors and their products for compliance with the Ontario EMR Specifications providing assurance to physicians that their EMRs meet their needs

#### 4. OntarioMD Products and Services

OntarioMD products and services are provincial digital health assets aligned to the Patients First: Digital Health Strategy in support of the health system transformation described in Ontario's *Patients First: Action Plan for Health Care*. Enabling the flow of patient information directly to OntarioMD-certified EMRs supports the provincial Digital Health Strategy:

- Enhance access to health information and services
- Strengthen quality, effectiveness and accountability
- Stimulate innovation and growth

OntarioMD receives funding from the Ministry of Health and Long-Term Care (MOHLTC), with a mandate to support connectivity, interoperability, and integration of EMRs with the digital health delivery system more broadly and to work with clinicians to optimize the clinical value of their certified EMRs and care they provide to patients.



#### CLIENT SERVICES AND ENGAGEMENT

OntarioMD Practice Advisors work closely with physician practices to address their needs and enable them to enhance clinical value through technology. They assist practices to successfully navigate enrolment, onboarding and deployment processes, including completing subscription agreements for products such as Health Report Manager (HRM). They work with EMR vendors when necessary to facilitate connectivity, educate on functionality and to advocate when issues arise; all to ensure optimized use of the EMR and enhance the quality of care for patients.

With partner LHINs, Practice Advisors work to ensure the efficient delivery of products and services that meet regional needs and provincial priorities.

Practice Advisors and Practice Enhancement Consultants work locally in all LHINs and provide change management services to integrate physician practices with new digital health solutions that provide immediate clinical value. They support physicians and their staff through the EMR Practice Enhancement Program (EPEP) to develop step-by-step advice and plans, tools and techniques based on the specific needs of patients and the practice. Their knowledge and expertise lead to improvements in practice efficiency and a better experience for patients and practice staff.

Some of the top examples of how Practice Advisors and Practice Enhancement Consultants have helped practices include change management strategies for improving:

- Data standardization, quality and integrity
- Preventive care
- Internal workflow processes to enhance the patient experience
- Communications, etc.

In addition to the many improvements Practice Advisors and Practice Enhancement Consultants can facilitate, they have also shared their experience in using EMRs and other digital health tools to:

- Manage chronic diseases
- Eliminate appointment backlogs
- Manage documents
- Conduct effective queries, and much more.



The EMR Practice Enhancement Program (EPEP) is a provincial change management service designed to help physicians enhance their EMR skills and efficiency, to improve clinical and practice outcomes. No matter the current level of EMR skill, EPEP offers a current state analysis of EMR use, practice workflow and data quality to help physicians move beyond data capture and use information to improve patient care and practice efficiency to a desired level of EMR maturity.

EPEP is based on OntarioMD's [EMR Maturity Model](#), an evidence-based framework for measuring, understanding and enhancing EMR use. The program provides in-depth, hands-on support from Practice Enhancement Consultants (PECs). PECs are expert EMR users, and help physicians create a plan, enriched with quality improvement methodology, that reflects unique practice priorities, leading to improved workflow, efficiency and patient care.

To get started with EPEP, physicians are encouraged to complete an [EMR Progress Assessment \(EPA\)](#), which is designed to help physicians identify their current EMR skill level and areas in which they would like to improve. Email [epep@ontariomd.com](mailto:epep@ontariomd.com) for more information or to request a consultation.



## PEER LEADER PROGRAM

OntarioMD's Peer Leader Program is a provincial network of physicians, nurses and clinic managers who are expert users of OntarioMD-certified EMRs. They support physician practices to realize increasing clinical value from their EMRs.

Peer Leaders provide consulting services to physician practices that can lead to more efficient EMR use and workflow, optimization of existing EMR functions and access to additional ones, improved clinical decision support, and much more. They also provide guidance to OntarioMD on physician practice perspectives and priorities with regards to the development of innovation and enhancements to current OntarioMD programs. Peer Leaders are highly skilled thinkers in advanced EMR and digital health use, moving health system policy to practice, and quality improvement.

Contact [peer.leader.program@ontariomd.com](mailto:peer.leader.program@ontariomd.com) to request a Peer Leader. Peer Leaders are also available at OntarioMD's EMR: Every Step Conferences, our 'On the Road with OntarioMD' educational seminars, and other regional events to meet one-on-one with attendees.



## HEALTH REPORT MANAGER

Health Report Manager (HRM) is an award-winning digital health solution developed by OntarioMD. It improves communication among health care providers by enabling physician practices using an OntarioMD-certified electronic medical record (EMR) to securely receive patient reports electronically from hospitals and other health care facilities directly into their EMRs. By eliminating paper reports, HRM makes report delivery safer and more secure while saving time and money for both hospitals and specialty facilities that send reports as well as the physician practices that receive them.

Thousands of physicians in the 14 LHINs across Ontario are now receiving reports from hundreds of hospitals, as well as eNotifications and Ontario Telemedicine Network telehomecare reports, benefitting from the security, scalability, ease, and speed of HRM report delivery to follow up with their patients and continue appropriate treatment. In LHINs 13 and 14, clinicians are transitioning from the Physician Office Integration (POI) Project to HRM so their clinicians can receive hospital and specialty clinic reports not only from their own LHINs, but from hospitals and specialty clinics across Ontario where their patients have received care. OntarioMD Practice Advisors have worked with thousands of physicians to incorporate HRM into their workflow to better inform clinical decisions that result in better patient outcomes and more efficient practices.

OntarioMD is leading the expansion and continuous enhancement of HRM across the province in collaboration with the LHINs and other delivery partners. To sign up for HRM, email [report.manager@ontariomd.com](mailto:report.manager@ontariomd.com).





## eNOTIFICATIONS

eNotifications are sent through HRM to alert physicians and their practices in real time when a patient has been discharged from an emergency department, or admitted or discharged from an in-patient unit. eNotifications help improve communications. Physicians receive them much sooner than discharge summaries, which take longer for hospitals to prepare and transmit. Thanks to their timeliness, eNotifications improve care coordination between hospitals and family physicians, especially with respect to hospital visits of complex care patients. eNotifications also support Health Links by enabling faster and safer follow-up treatment, and potentially reducing hospital readmissions. Physicians already connected to HRM will automatically receive eNotifications. Once they do, OntarioMD Practice Advisors can assist clinicians to understand how eNotifications fit into their workflows. eNotifications have been recognized by Accreditation Canada as a Leading Practice for communication and patient safety.

OntarioMD is leading the expansion of eNotifications to primary care across the province and works collaboratively with Health Shared Services Ontario and LHINs towards enabling hospitals to send eNotifications. For more information on using eNotifications, email [enotifications@ontariomd.com](mailto:enotifications@ontariomd.com).



## EMR CERTIFICATION PROGRAM

OntarioMD is Ontario's EMR certification body and manages the EMR Certification Program. The EMR Certification Program is the only current mechanism in Ontario through which to translate Ministry priorities, manage EMR vendors and drive EMR use by physicians. Certified EMRs are a mandatory requirement for physician practices to access provincial digital health applications such as HRM, eNotifications and OLIS. Over 14,000 physicians use OntarioMD-certified EMR products. The EMR Certification Program continuously evolves certified EMRs, taking into account physicians' needs and the future of digital health in Ontario and the rest of Canada. It also helps physician practices leverage new EMR functionality that leads to their optimized use of a certified EMR.

OntarioMD has moved to open certification, which allows new vendors to apply for certification at any time and enables OntarioMD to respond more quickly to evolving system needs. For more information, email [emr@ontariomd.com](mailto:emr@ontariomd.com).



## OLIS DEPLOYMENT

OntarioMD is leading the deployment of OLIS to physician practices on behalf of eHealth Ontario. OLIS is a system that connects hospitals, community laboratories, public health laboratories and practitioners to facilitate the secure electronic exchange of laboratory test orders and results. Clinicians using an OntarioMD-certified EMR can access the latest lab results for their patients or perform patient queries. To sign up for OLIS, email [support@ontariomd.com](mailto:support@ontariomd.com).

OntarioMD is working with Canada Health Infoway and eHealth Ontario on OLIS Practitioner Query (OLIS PQ). OLIS PQ provides an integrated laboratory feed (over 90% of all lab results in Ontario) to an EMR.



## PRIVACY TRAINING AND RESOURCES

OntarioMD provides privacy, security and legal expertise to physician practices to educate them about their role and responsibilities as Health Information Custodians under the *Personal Health Information Protection Act* (PHIPA). Privacy and security tools and resources are available to all physicians and are regularly updated to address emerging technology or new cyberthreats. OntarioMD offers a comprehensive online Privacy and Security Training Module to support community-based physicians' access to provincial digital health assets. The module covers topics such as safeguarding PHI and other confidential data from breaches, and how to comply with obligations under PHIPA.

The OntarioMD Privacy and Security Training Module was developed with input from the College of Physicians and Surgeons (CPSO), the Canadian Medical Protective Association (CMPA), the Ontario Medical Association (OMA) and eHealth Ontario. It has been certified as a Self-Learning Program by the College of Family Physicians of Canada for two Mainpro+ credits.

The OntarioMD Privacy and Security Training Module is available at [OntarioMD.ca](http://OntarioMD.ca), and can be accessed from any device that connects to the Internet. Physicians and their staff must be registered users of [OntarioMD.ca](http://OntarioMD.ca) to access the training and can log in with their email and password.



## EMR: EVERY STEP CONFERENCE

The EMR: Every Step Conference is OntarioMD's signature event and Canada's largest EMR conference series. It is focused on educating physician practices on realizing the full benefits of a certified EMR and other digital health tools. Since 2012, nearly 5,000 clinicians and health care stakeholders have attended the conference.

Two conferences are held each year in locations across Ontario. More than 700 clinicians and stakeholders from across the province attended our September 2017 conference in Toronto. Attendees picked up valuable EMR optimization tips, heard about the latest digital health innovations for primary care, and gained quality improvement advice at educational sessions offered across different streams of learning. The conferences provide up to 7.5 Mainpro+ credits for family physicians and the credits are transferrable for specialists. Registration has closed for the conference in London on April 12. Registration is now open for our 2018 EMR: Every Step conference in Toronto on September 27, 2018. Content for the Toronto conference is developed from abstracts submitted by physicians and their staff as well as stakeholders. To learn more, [visit ontariomd.ca](http://visit.ontariomd.ca) or contact [omd.events@ontariomd.com](mailto:omd.events@ontariomd.com).

## 5. Proof of Concepts 2017-18



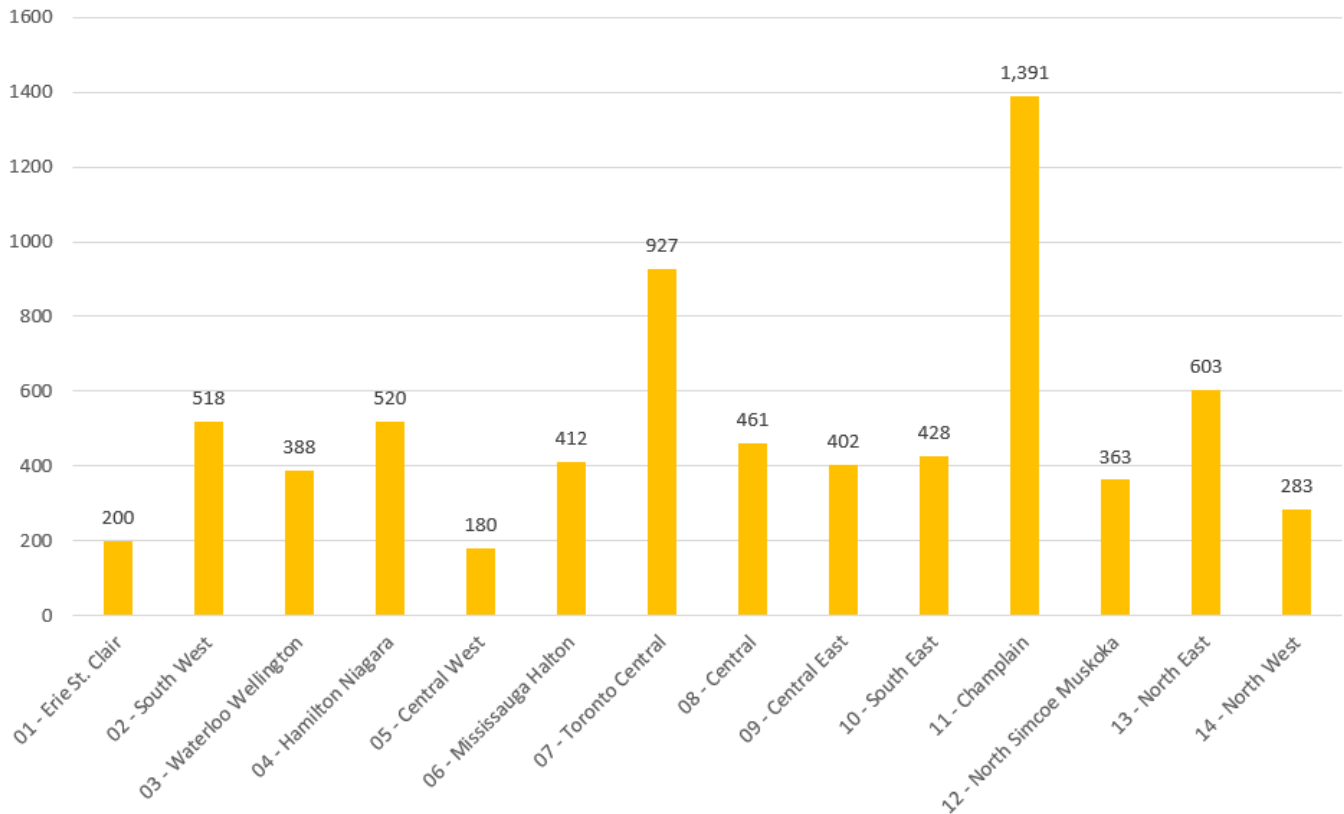
eConsult gives family physicians, nurse practitioners and specialists the ability to engage in a secure electronic dialogue, improving patient care by reducing unnecessary referrals to specialists for in-person diagnosis and treatment.

OntarioMD continues to support deployment of eConsult provincially. We have partnered with the Ontario Telemedicine Network (OTN) and the Champlain BASE eConsult service to onboard clinicians.

The Provincial eConsult Initiative has brought on over 7,000 new eConsult users from January 2015 to date. With an average patient roster size of 840, these users can now request eConsults for approximately 5 million patients. The initiative was also able to double the number of specialists using eConsult, opening access to specialists for patients and their family doctors anywhere in the province – a family doctor from Thunder Bay can request an eConsult from a specialist in Thunder Bay or Windsor, or anywhere in between.

The initiative is currently recruiting family physicians in all LHINs. To sign up for eConsult, email [econsult@ontariomd.com](mailto:econsult@ontariomd.com).

## Registered Clinicians on Provincial eConsult by LHIN



OntarioMD successfully completed the eConsult EMR Integration proof of concept (PoC) in collaboration with eHealth Ontario and OTN and is now expanding EMR integration to more users of Accuro® EMR and OSCAR. The eConsult EMR Integration complements physician workflow when using eConsult and promotes increased adoption by EMR users. The goal of this PoC aligns with the provincial architectural blueprint to integrate EMRs with provincial digital health assets.

The learnings from the PoC are being incorporated into a draft Specification for eConsult EMR Integration which OntarioMD will publish this spring for all EMR vendors.



OntarioMD is leading an initiative that will demonstrate continuous improvement in the clinical value of EMRs through the EMR Physician Dashboard. The EMR Physician Dashboard provides a framework for real-time access to an introductory set of high-value provincial indicators from Health Quality Ontario (HQP), the Canadian Institute for Health Information (CIHI) and the Association of Family Health Teams of Ontario (AFHTO), along with indicators to improve management of physician

practices. An example of an indicator is the percentage of eligible patients within a roster who have been screened for colorectal cancer. Physicians will see this indicator and other population health indicators at a glance and can develop action plans for proactive patient care.

OntarioMD worked with TELUS Health and OSCAR EMR and over 100 physicians on Phase 1 of the EMR Physician Dashboard Proof of Concept. The [Phase 1 Benefits Evaluation, Final Report](#), a [summary of key findings and next steps](#), and [frequently asked questions](#) have been published on OntarioMD.ca.

Phase 2 of the initiative launched in October 2017 and will run to July 2018. It will expand the number of indicators in the dashboard and will increase participation by up to 400 additional physicians to further demonstrate the framework's value. During Phase 2, we will:

- further identify and refine dashboard indicators,
- deploy to more physicians across all LHINs, and
- define a business plan for a provincial EMR Physician Dashboard solution.

For more information on OntarioMD's EMR Physician Dashboard initiative, email [EMRdashboard@ontariomd.com](mailto:EMRdashboard@ontariomd.com).

## 6. Tables by Vendor and LHIN View

**Table 1: Family Physicians, Specialists and Nurse Practitioners by OntarioMD-Certified EMR Offering per Product / Service**

OntarioMD-Certified EMR Vendor	Physicians Live on a Certified EMR				HRM				eNotifications	Physicians Connected to OLIS <sup>1</sup>
	FP*	SP**	Unknown	Total	FP	SP	NP	Live		
ABELSoft Corporation	197	266	15	478	64	64	1	129	65	355
Alpha Healthcare Inc.	51	16		67	33	6		39	34	59
Canada Health Systems Inc.	313	113	17	443	176	51		227	169	298
Indivica Inc.	463	96	8	567	353	72	3	428	365	209
OSCAR EMR	1,236	668	18	1,922	695	281	16	992	703	872
P&P Data Systems Inc.	464	86	4	554	130	10	8	148	124	292
QHR Technologies Inc.	1,769	1,646	162	3,577	1,027	796	115	1,938	1,112	3,224
TELUS	5,481	1,249	88	6,818	3,569	514	458	4,541	3,671	5,594
YES Medical Systems	8	38	6	52	3	12		15	9	49
York-Med Systems Inc.	34	62	1	97	11	18		29	17	76
<b>Total</b>	<b>10,016</b>	<b>4,240</b>	<b>319</b>	<b>14,575<sup>2</sup></b>	<b>6,061</b>	<b>1,824</b>	<b>601</b>	<b>8,486</b>	<b>6,269</b>	<b>11,028</b>

<sup>1</sup> Source: eHealth Ontario

<sup>2</sup> Numbers reflect the actual number of physicians, not funding positions.

\* FP = Community-based Family Physicians

\*\* SP = Community-based Specialists

**Table 2: Product Penetration by Community-Based Family Physicians and Specialists by LHIN**

LHIN	No. of Physicians participating in provincial product / service <sup>1</sup>					Estimated number of FP and SP <sup>3</sup>			FP Penetration
	FP	SP	Unknown	Total	Change <sup>2</sup>	FP	SP <sup>5</sup>	Total	%
1. Erie St. Clair	334	191	13	538	6	462	473	935	72%
2. South West	764	251	10	1,025	16	884	1,225	2,109	86%
3. Waterloo Wellington	566	217	8	791	22	672	562	1,234	84%
4. Hamilton Niagara	948	476	10	1,434	21	1,165	1,765	2,930	81%
5. Central West	492	241	17	750	10	648	523	1,171	76%
6. Mississauga Halton	837	305	19	1,161	21	1,064	980	2,044	79%
7. Toronto Central	1,311	761	31	2,103	26	1,703	3,918	5,621	77%
8. Central	1,220	625	29	1,874	17	1,655	1,600	3,255	74%
9. Central East	978	428	28	1,434	23	1,186	1,118	2,304	82%
10. South East	473	86	10	569	10	516	649	1,165	92%
11. Champlain	1,312	472	18	1,802	23	1,575	1,985	3,560	83%
12. North Simcoe Muskoka	389	132	6	527	3	442	345	787	88%
13. North East	414	97	6	517	1	588	436	1,024	70%
14. North West	188	76	4	268	6	304	193	497	62%
<b>Total</b>	<b>10,240</b>	<b>4,361</b>	<b>319</b>	<b>14,920<sup>4</sup></b>	<b>213</b>	<b>12,864</b>	<b>15,772</b>	<b>28,636</b>	<b>80%</b>

<sup>1</sup> Includes physicians participating in the EMR Adoption Program, HRM and OLIS

<sup>2</sup> Number reflects physicians who may have withdrawn or moved LHIN boundaries during the reporting period, and where LHIN information was unavailable from the data source.

<sup>3</sup> Source: OPHRDC (Ontario Physician Human Resource Data Centre) 2017 – please note that the total number of FPs and SPs reflects an increase of 836 physicians to the 2015 OPHRDC data point.

<sup>4</sup> Includes physicians where LHIN information was unavailable. Numbers reflect the actual number of physicians, not funding positions.

<sup>5</sup> Includes community and hospital-based specialists

**Table 3: HRM Product Penetration by Community-Based Family Physicians, Specialists and Nurse Practitioners by LHIN**

LHIN	Clinicians LIVE on HRM					Physicians Using eNotifications
	FP	SP	NP	Total	Change <sup>1</sup>	Total
1. Erie St. Clair	257	84	79	420	11	365
2. South West	458	70	58	586	23	416
3. Waterloo Wellington	440	110	62	612	42	428
4. Hamilton Niagara	470	152	8	630	35	497
5. Central West	318	143	14	475	29	334
6. Mississauga Halton	556	151	24	731	29	546
7. Toronto Central	708	287	33	1,028	101	800
8. Central	771	291	21	1,083	30	838
9. Central East	696	247	82	1,025	23	716
10. South East	345	25	70	440	5	263
11. Champlain	680	200	58	938	18	674
12. North Simcoe Muskoka	326	76	86	488	0	374
13. North East	98	9	20	127	11	105
14. North West						
<b>Total</b>	<b>6,123</b>	<b>1,845</b>	<b>615</b>	<b>8,583</b>	<b>357</b>	<b>6,386</b>

<sup>1</sup>Number reflects clinicians who may have withdrawn or moved LHIN boundaries during the reporting period, and where LHIN information was unavailable from the data source.



**Table 4: eConsult Product Penetration by Physicians and Nurse Practitioners by LHIN**

LHIN	Physicians and NPs on eConsult
	Total <sup>1</sup>
1. Erie St. Clair	200
2. South West	518
3. Waterloo Wellington	388
4. Hamilton Niagara	520
5. Central West	180
6. Mississauga Halton	412 <sup>2</sup>
7. Toronto Central	927
8. Central	461
9. Central East	402
10. South East	428 <sup>3</sup>
11. Champlain	1,391 <sup>4</sup>
12. North Simcoe Muskoka	363
13. North East	603
14. North West	283
<b>Total</b>	<b>7,076</b>

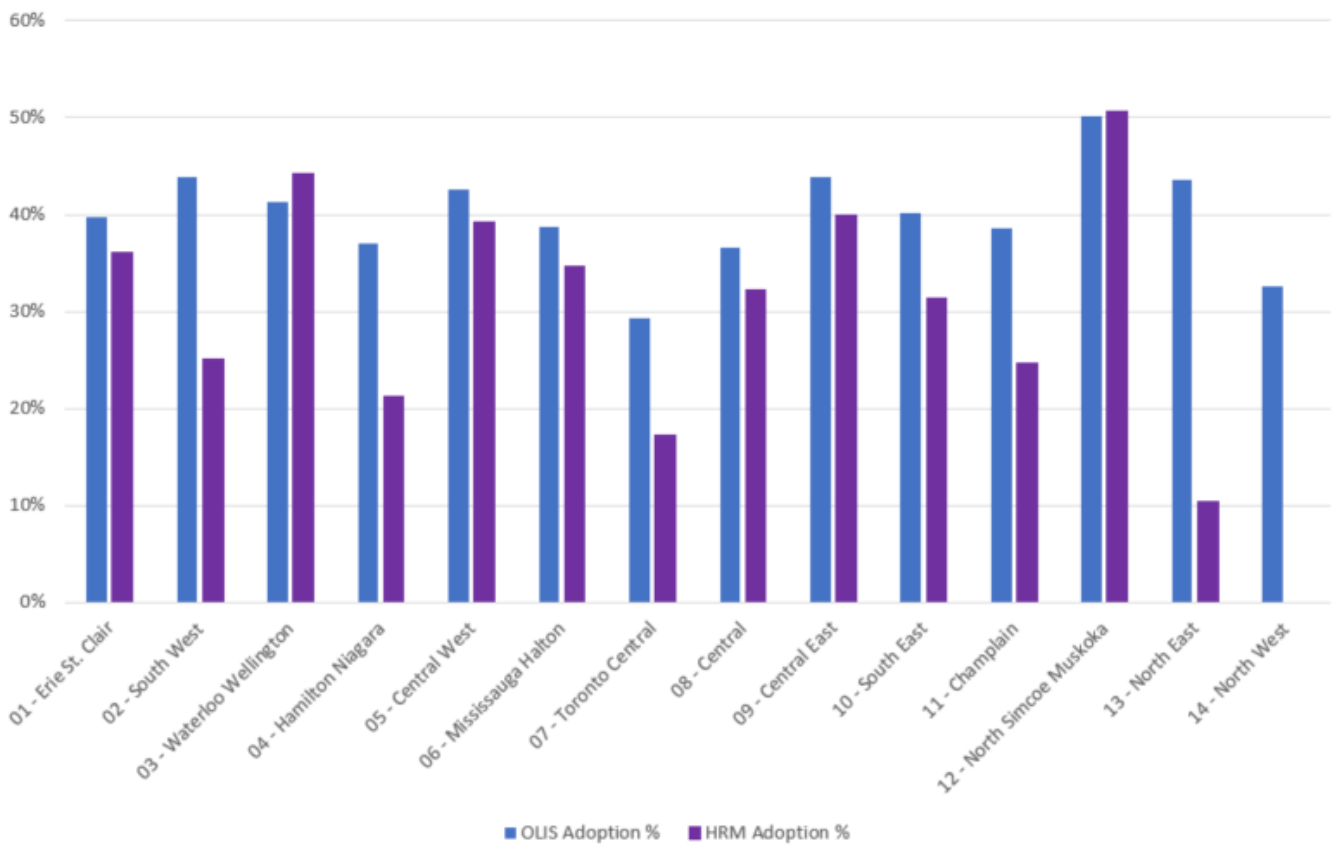
<sup>1</sup> Provisioned (live) Physicians and NPs

<sup>2</sup> Includes physicians and NPs using Champlain BASE eConsult and OTN eConsult in Mississauga Halton LHIN

<sup>3</sup> Includes physicians and Nurse Practitioners using OTN BASE eConsult (SEAMO Pilot) and OTN eConsult in South East LHIN

<sup>4</sup> Includes physicians and Nurse Practitioners using Champlain BASE eConsult and OTN eConsult in Champlain LHIN.

### Provincial Product/Service Penetration by LHIN



## 7. Appendices

### Definitions:

**LHIN Penetration:** The % of eligible physicians or hospitals using provincial product/service; the % penetration for all LHINs is based on the denominator of 28,636 eligible physicians across all LHINs.

**Ontario Average:** Average % of eligible physicians or hospitals using product across all LHINs;

### 1.1 Appendix A: LHIN 1 – Erie St. Clair

LHIN 1 - Provincial Product/Service % Penetration			
Product	LHIN 1 Penetration <sup>1</sup>	Change	Ontario Average
*eNotifications (Hospitals)	100%		33%
HRM (Physicians)	36%		29%
HRM (Hospitals)	100%		81%
OLIS (Physicians)*	40%	1%	40%

\*Penetration % may change with the identification of eligible hospital sites for eNotifications

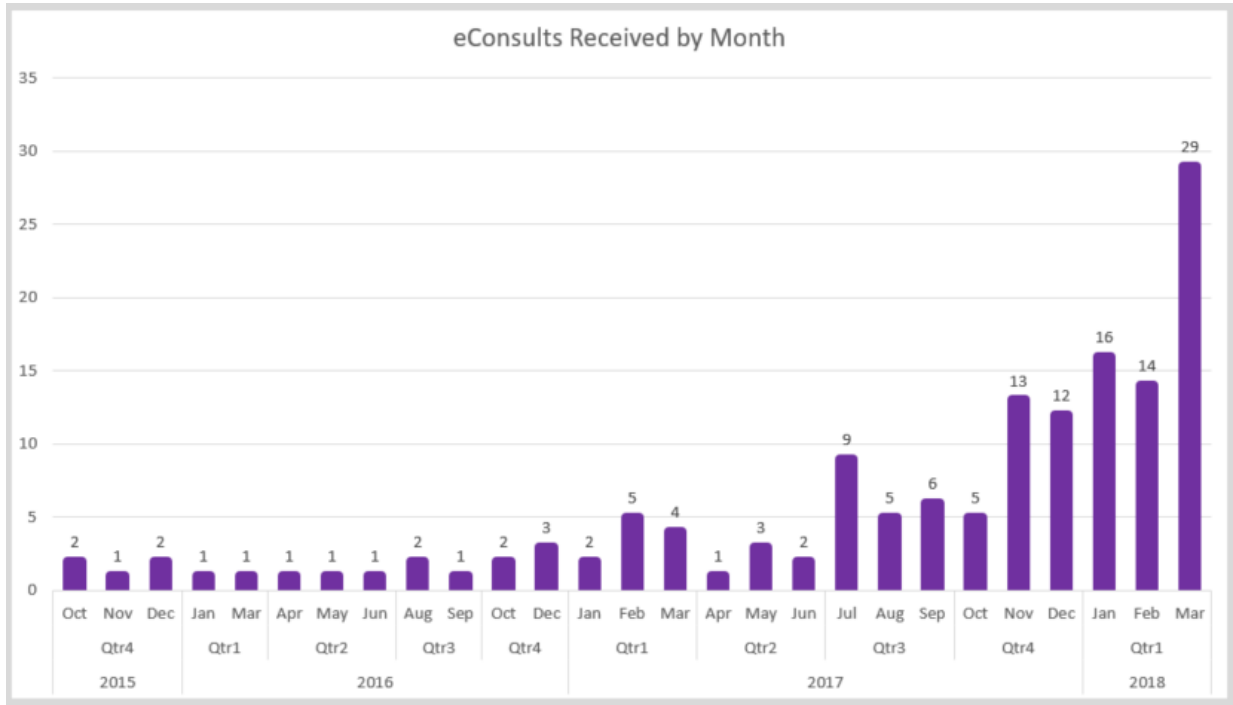
LHIN 1 - Physicians by Vendor/OntarioMD Service						
EMR Vendor	Physicians Live on Certified EMR <sup>2</sup>				HRM	OLIS* Access Through EMR
	GP	SP	Unknown	Total		
ABELSoft Corporation	9	14	5	28	6	19
Alpha Healthcare Inc.	3	1		4	3	5
Canada Health Systems Inc.	6	3		9	3	3
Indivica Inc.		1		1	1	1
OSCAR EMR	19	12		31	12	10
P&P Data Systems Inc.	2	2		4	2	1
QHR Technologies Inc.	115	98	4	217	144	155
TELUS	175	39	4	218	155	162
YES Medical Systems	2	6		8	5	8
York-Med Systems Inc.	1	10		11	7	7
<b>Total</b>	<b>332</b>	<b>186</b>	<b>13</b>	<b>531</b>	<b>338</b>	<b>371</b>

\*Source: eHealth Ontario

<sup>1</sup> HRM Penetration is based on Live Physicians, not Enrolled Physicians.

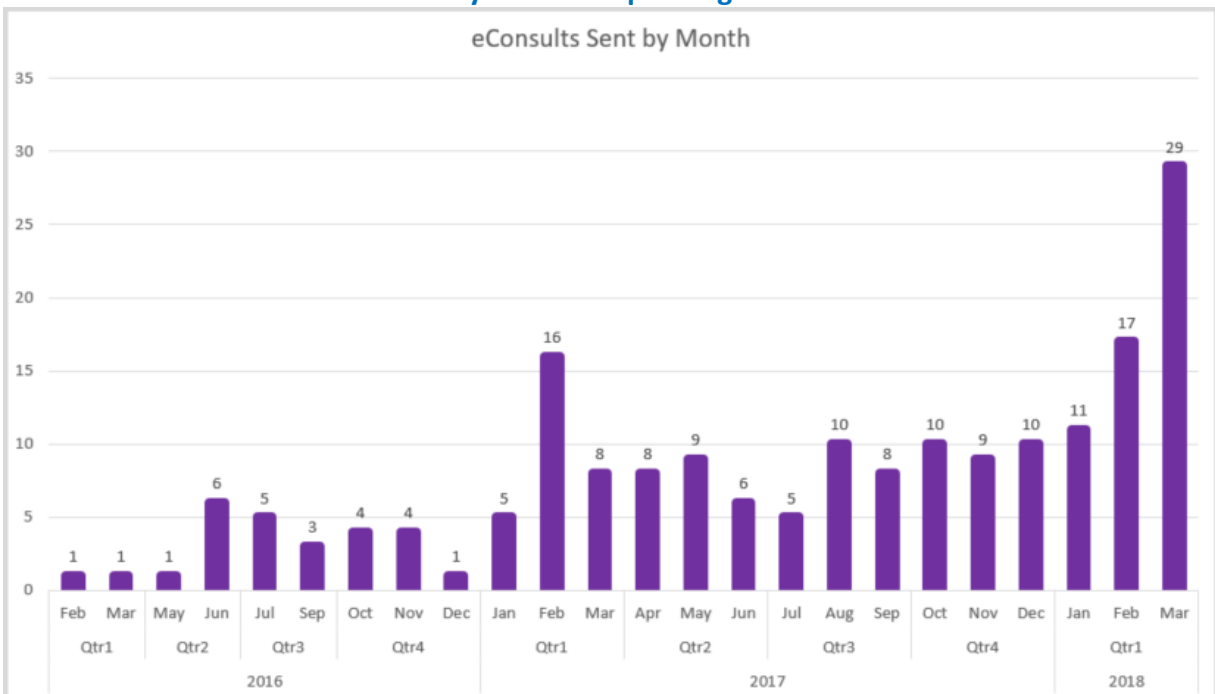
<sup>2</sup> Numbers have been updated to reflect the actual number of physicians, not funding positions.

**Number of eConsults Received by LHIN 1 Specialists on OTN eConsult\***



\*Includes eConsults from Requesting Clinicians from inside and outside the LHIN

**Number of eConsults Sent by LHIN 1 Requesting Clinicians on OTN eConsult\*\***



\*\*Includes eConsults sent to Specialists inside and outside the LHIN

## 1.2 Appendix B: LHIN 2 – South West

LHIN 2 - Provincial Product/Service % Penetration			
Product	LHIN 2 Penetration <sup>1</sup>	Change	Ontario Average
*eNotifications (Hospitals)	35%		33%
HRM (Physicians)	25%	1%	29%
HRM (Hospitals)	100%		81%
OLIS (Physicians)*	44%	1%	40%

\*Penetration % may change with the identification of eligible hospital sites for eNotifications

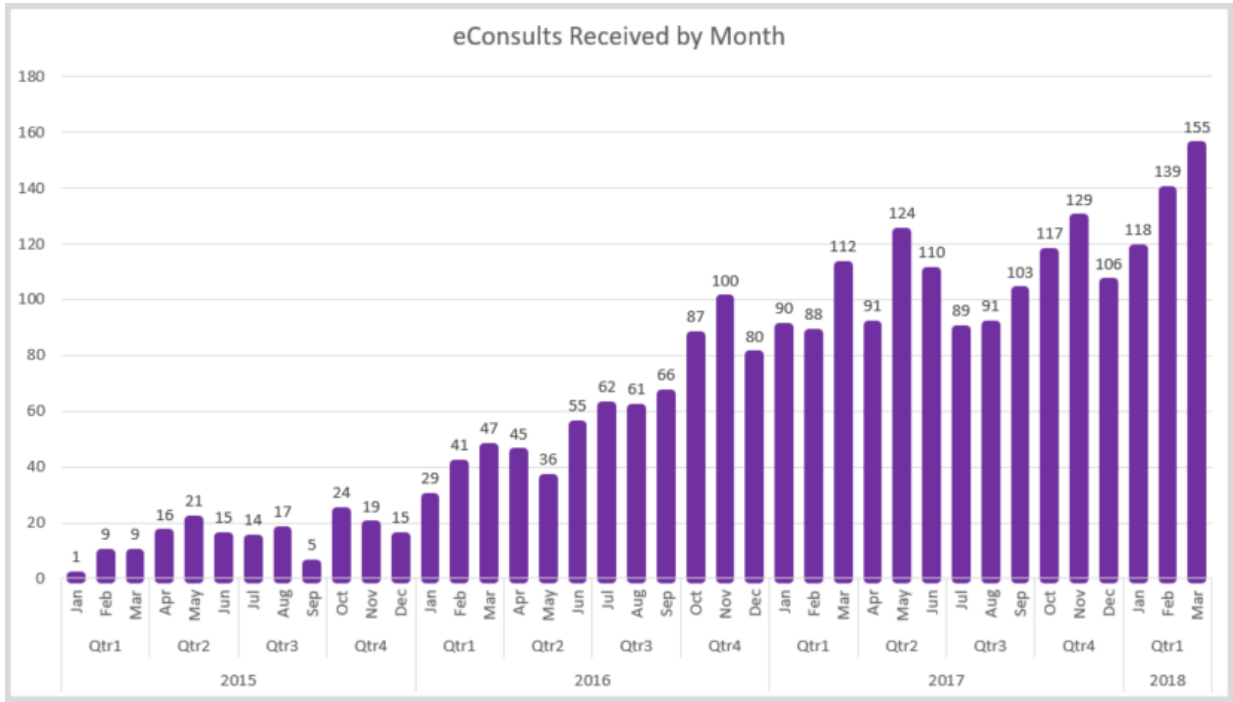
LHIN 2 - Physicians by Vendor/OntarioMD Service						
EMR Vendor	Physicians Live on Certified EMR <sup>2</sup>				HRM	OLIS* Access Through EMR
	GP	SP	Unknown	Total		
ABELSoft Corporation	11	7		18	2	20
Alpha Healthcare Inc.						
Canada Health Systems Inc.	5	3	1	9	2	9
Indivica Inc.						1
OSCAR EMR	42	26		68	25	39
P&P Data Systems Inc.	2	1		3		5
QHR Technologies Inc.	250	94	3	347	166	367
TELUS	437	112	6	555	331	480
YES Medical Systems		2		2		1
York-Med Systems Inc.	9	3		12	2	4
<b>Total</b>	<b>756</b>	<b>248</b>	<b>10</b>	<b>1,014</b>	<b>528</b>	<b>926</b>

\* Source: eHealth Ontario

<sup>1</sup> HRM Penetration is based on Live Physicians, not Enrolled Physicians.

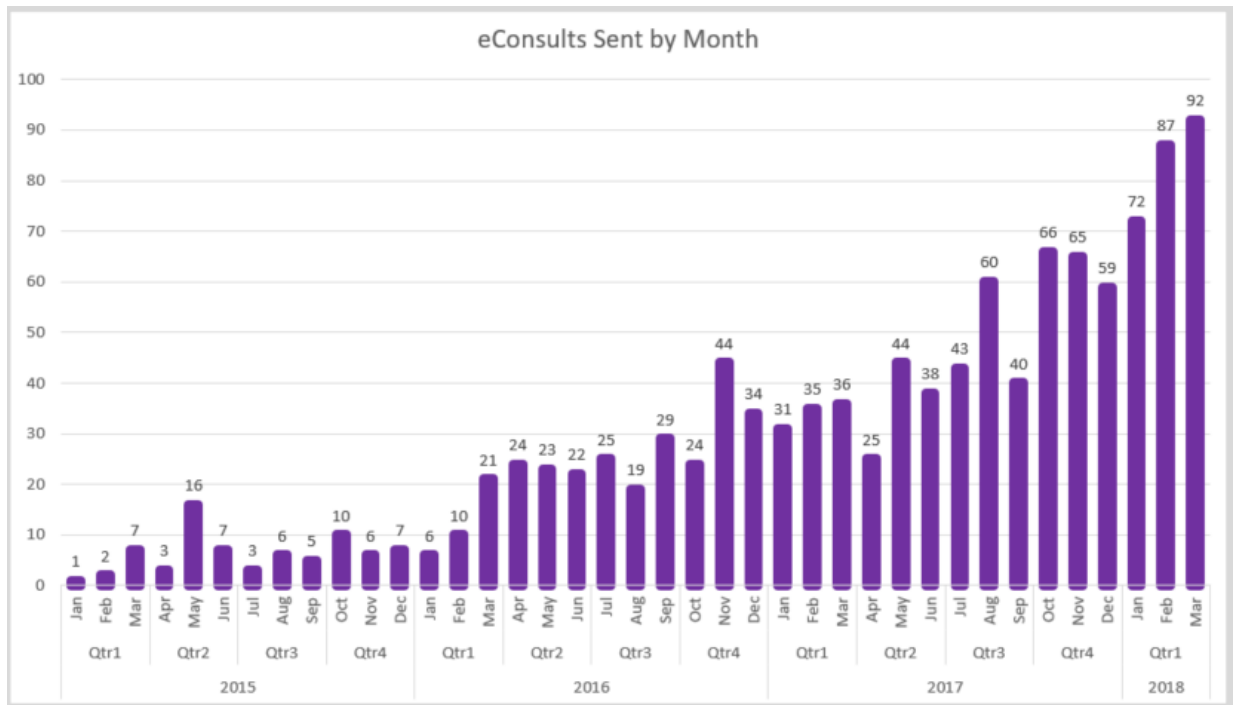
<sup>2</sup> Numbers have been updated to reflect the actual number of physicians, not funding positions.

**Number of eConsults Received by LHIN 2 Specialists on OTN eConsult\***



\*Includes eConsults from Requesting Clinicians from inside and outside the LHIN

**Number of eConsults Sent by LHIN 2 Requesting Clinicians on OTN eConsult\*\***



\*\*Includes eConsults sent to Specialists inside and outside the LHIN

### 1.3 Appendix C: LHIN 3 – Waterloo Wellington

LHIN 3 - Provincial Product/Service % Penetration			
Product	LHIN 3 Penetration <sup>1</sup>	Change	Ontario Average
*eNotifications (Hospitals)	0%		33%
HRM (Physicians)	44%	1%	29%
HRM (Hospitals)	100%		81%
OLIS (Physicians)*	41%		40%

\*Penetration % may change with the identification of eligible hospital sites for eNotifications; 6 of the 7 eligible sites in LHIN 3 have opted to send eNotifications directly.

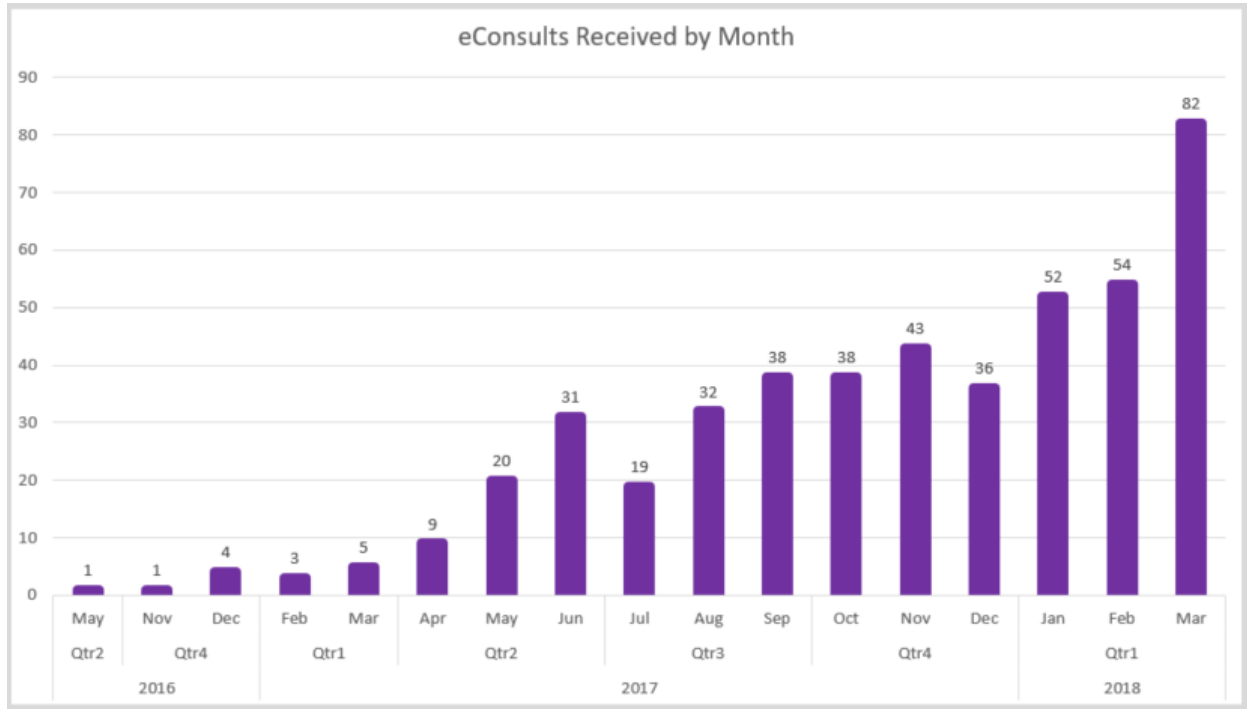
LHIN 3 - Physicians by Vendor/OntarioMD Service						
EMR Vendor	Physicians Live on Certified EMR <sup>2</sup>				HRM	OLIS* Access Through EMR
	GP	SP	Unknown	Total		
ABELSoft Corporation	12	2		14	10	9
Alpha Healthcare Inc.		2		2	1	3
Canada Health Systems Inc.	1	5		6	3	2
Indivica Inc.	1	8		9	8	1
OSCAR EMR	27	27	1	55	29	25
P&P Data Systems Inc.	31	2		33	2	3
QHR Technologies Inc.	17	93	1	111	58	54
TELUS	468	65	6	539	434	404
YES Medical Systems		3		3	1	4
York-Med Systems Inc.		6		6		4
<b>Total</b>	<b>557</b>	<b>213</b>	<b>8</b>	<b>778</b>	<b>546</b>	<b>509</b>

\* Source: eHealth Ontario

<sup>1</sup> HRM Penetration is based on Live Physicians, not Enrolled Physicians.

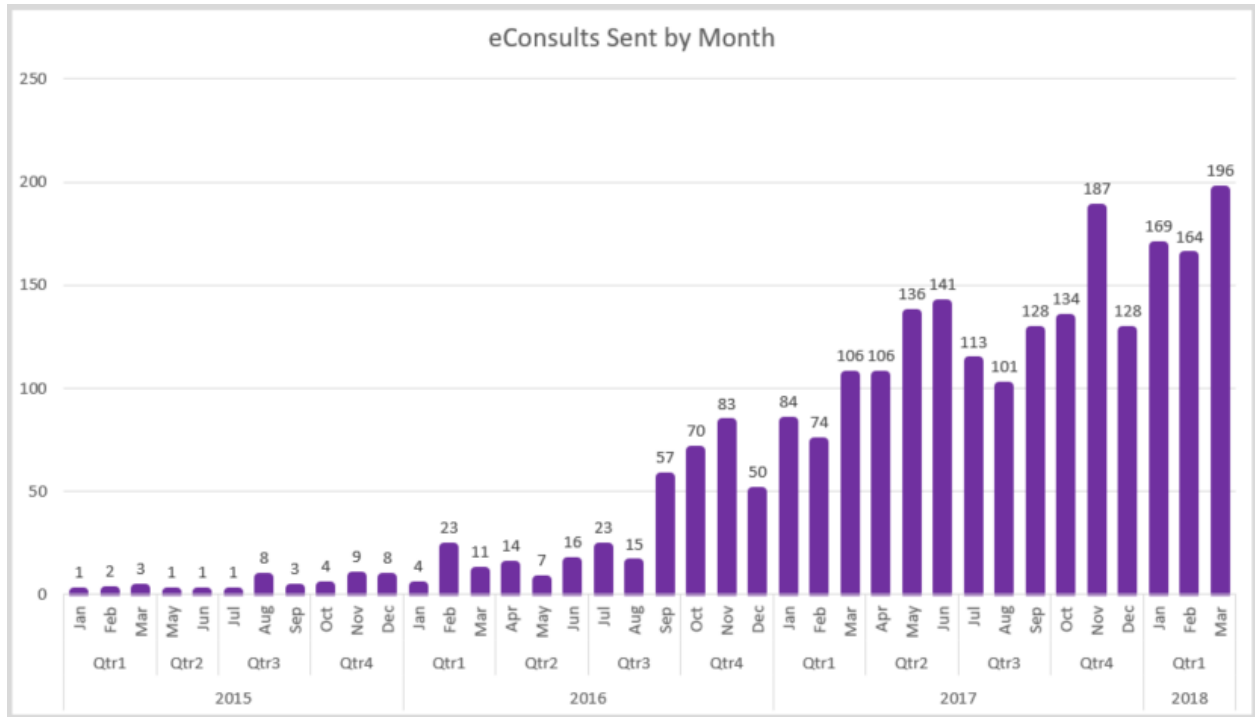
<sup>2</sup> Numbers have been updated to reflect the actual number of physicians, not funding positions.

**Number of eConsults Received by LHIN 3 Specialists on OTN eConsult\***



\*Includes eConsults from Requesting Clinicians from inside and outside the LHIN

**Number of eConsults Sent by LHIN 3 Requesting Clinicians on OTN eConsult\*\***



\*\*Includes eConsults sent to Specialists inside and outside the LHIN



## 1.4 Appendix D: LHIN 4 – Hamilton Niagara Haldimand Brant

LHIN 4 - Provincial Product/Service % Penetration			
Product	LHIN 4 Penetration <sup>1</sup>	Change	Ontario Average
*eNotifications (Hospitals)	95%	25%	33%
HRM (Physicians)	21%		29%
HRM (Hospitals)	89%		81%
OLIS (Physicians)*	37%		40%

\*Penetration % may change with the identification of eligible hospital sites for eNotifications

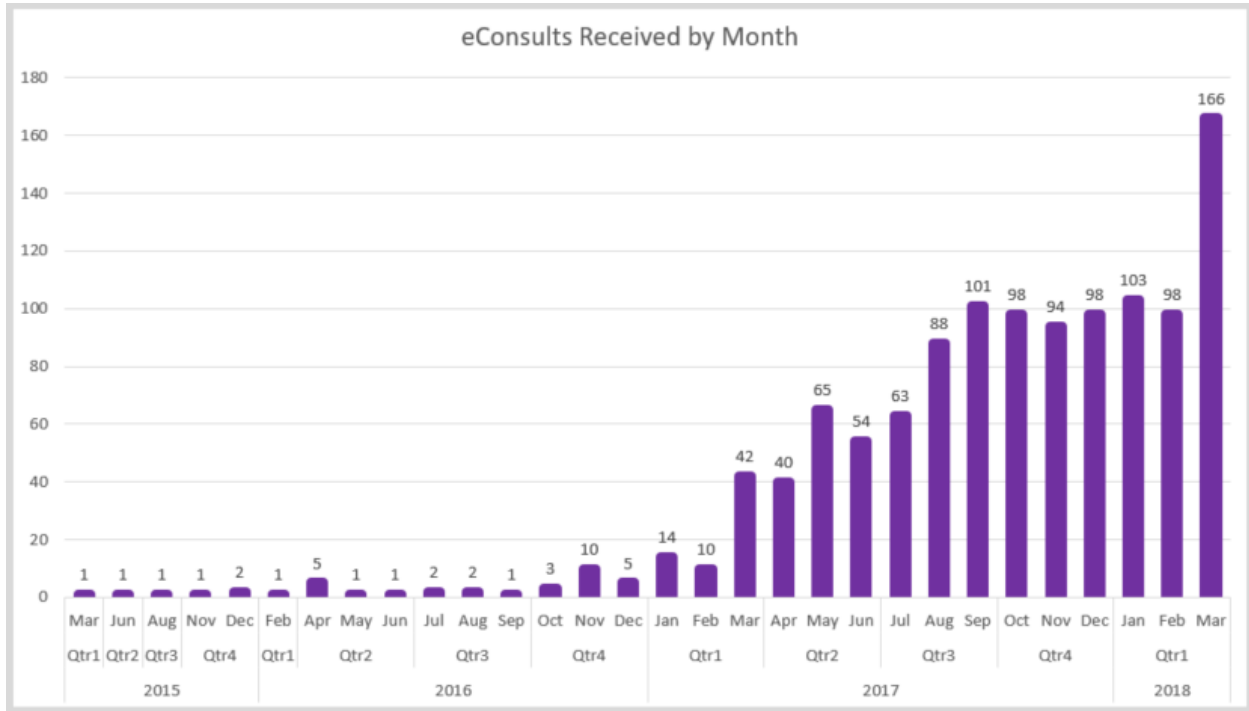
LHIN 4 - Physicians by Vendor/OntarioMD Service						
EMR Vendor	Physicians Live on Certified EMR <sup>2</sup>				HRM	OLIS* Access Through EMR
	GP	SP	Unknown	Total		
ABELSoft Corporation	18	35	2	55	10	52
Alpha Healthcare Inc.	2	3		5		5
Canada Health Systems Inc.	13	3	1	17	11	9
Indivica Inc.	10	14		24	14	8
OSCAR EMR	143	95	3	241	61	112
P&P Data Systems Inc.	32	11		43	16	36
QHR Technologies Inc.	141	196	3	340	130	294
TELUS	573	87	1	661	375	553
YES Medical Systems	1	1		2		2
York-Med Systems Inc.	1	15		16	5	14
<b>Total</b>	<b>934</b>	<b>460</b>	<b>10</b>	<b>1,404</b>	<b>622</b>	<b>1,085</b>

\* Source: eHealth Ontario

<sup>1</sup> HRM Penetration is based on Live Physicians, not Enrolled Physicians.

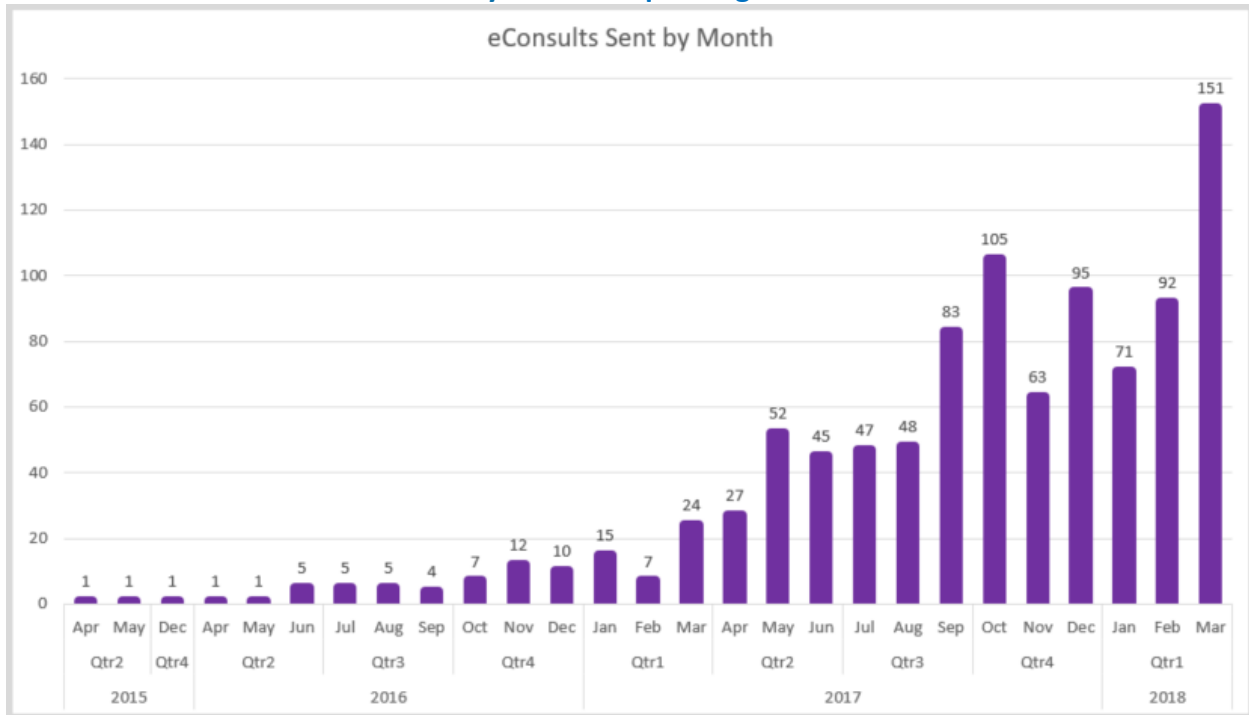
<sup>2</sup> Numbers have been updated to reflect the actual number of physicians, not funding positions.

**Number of eConsults Received by LHIN 4 Specialists on OTN eConsult\***



*\*Includes eConsults from Requesting Clinicians from inside and outside the LHIN*

**Number of eConsults Sent by LHIN 4 Requesting Clinicians on OTN eConsult\*\***



*\*\*Includes eConsults sent to Specialists inside and outside the LHIN*

## 1.5 Appendix E: LHIN 5 – Central West

LHIN 5 - Provincial Product/Service % Penetration			
Product	LHIN 5 Penetration <sup>1</sup>	Change	Ontario Average
*eNotifications (Hospitals)	100%		33%
HRM (Physicians)	39%		29%
HRM (Hospitals)	100%		81%
OLIS (Physicians)*	43%	1%	40%

\*Penetration % may change with the identification of eligible hospital sites for eNotifications: 3 of 4 eligible sites have opted to send eNotifications directly, while one eligible site sends eNotifications via HSSO.

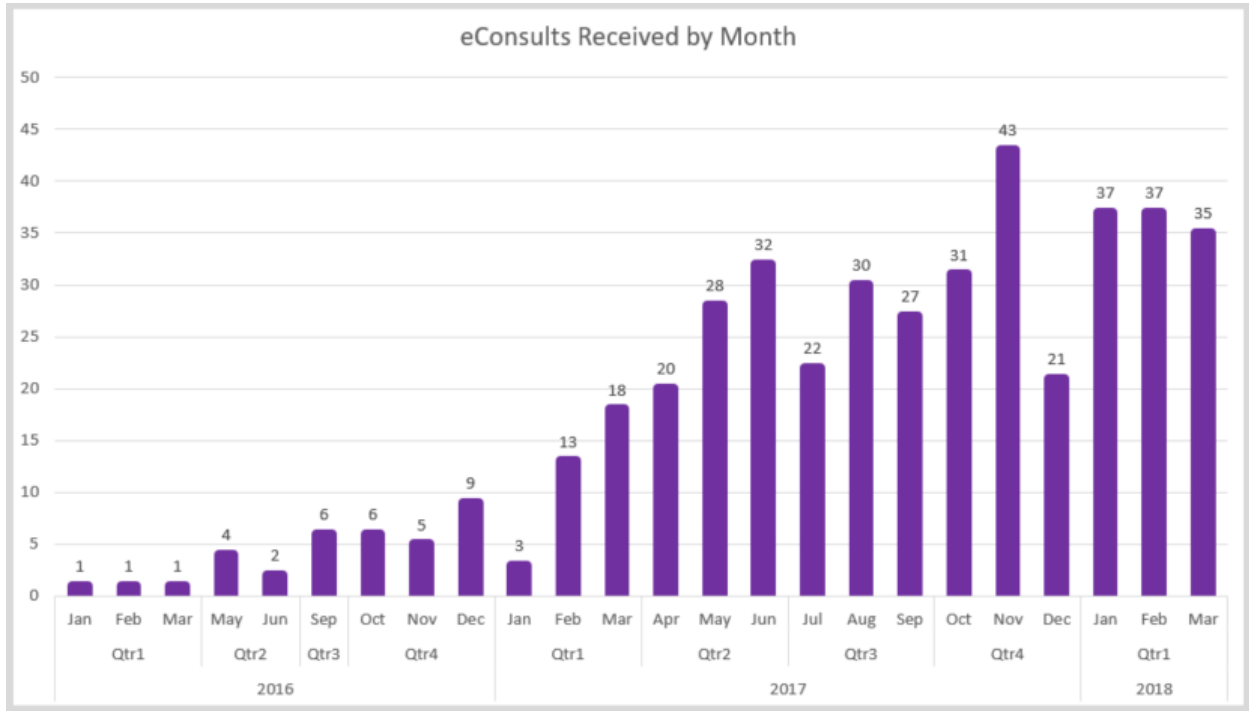
LHIN 5 - Physicians by Vendor/OntarioMD Service						
EMR Vendor	Physicians Live on Certified EMR <sup>2</sup>				HRM	OLIS* Access Through EMR
	GP	SP	Unknown	Total		
ABELSoft Corporation	9	10	1	20	8	11
Alpha Healthcare Inc.	6			6	2	5
Canada Health Systems Inc.	32	14	3	49	26	36
Indivica Inc.	25	13		38	36	17
OSCAR EMR	131	69	1	201	126	62
P&P Data Systems Inc.	40	2	1	43	33	41
QHR Technologies Inc.	104	86	8	198	120	167
TELUS	135	43	2	180	109	156
YES Medical Systems	1	1	1	3		3
York-Med Systems Inc.		1		1		1
<b>Total</b>	<b>483</b>	<b>239</b>	<b>17</b>	<b>739</b>	<b>460</b>	<b>499</b>

\* Source: eHealth Ontario

<sup>1</sup> HRM Penetration is based on Live Physicians, not Enrolled Physicians.

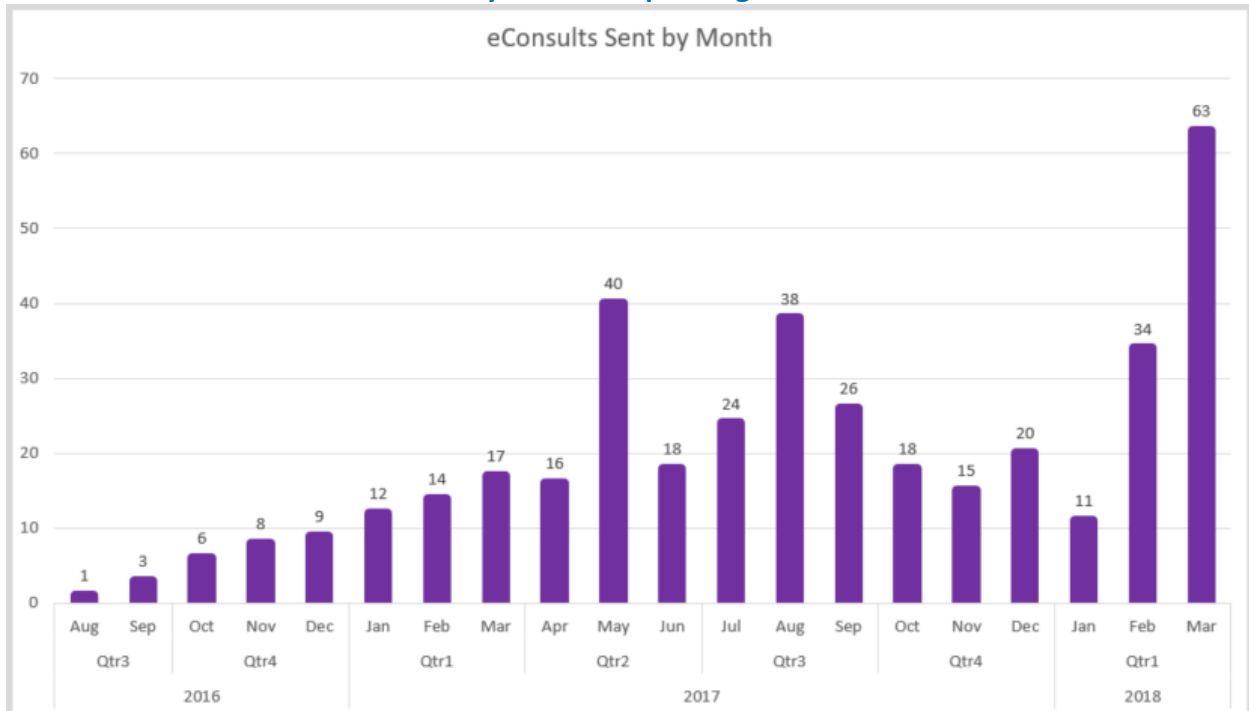
<sup>2</sup> Numbers have been updated to reflect the actual number of physicians, not funding positions.

**Number of eConsults Received by LHIN 5 Specialists on OTN eConsult\***



*\*Includes eConsults from Requesting Clinicians from inside and outside the LHIN*

**Number of eConsults Sent by LHIN 5 Requesting Clinicians on OTN eConsult\*\***



*\*\*Includes eConsults sent to Specialists inside and outside the LHIN*

## 1.6 Appendix F: LHIN 6 – Mississauga Halton

LHIN 6 - Provincial Product/Service % Penetration			
Product	LHIN 6 Penetration <sup>1</sup>	Change	Ontario Average
*eNotifications (Hospitals)	0%		33%
HRM (Physicians)	35%	1%	29%
HRM (Hospitals)	100%		81%
OLIS (Physicians)*	39%	1%	40%

\*Penetration % may change with the identification of eligible hospital sites for eNotifications

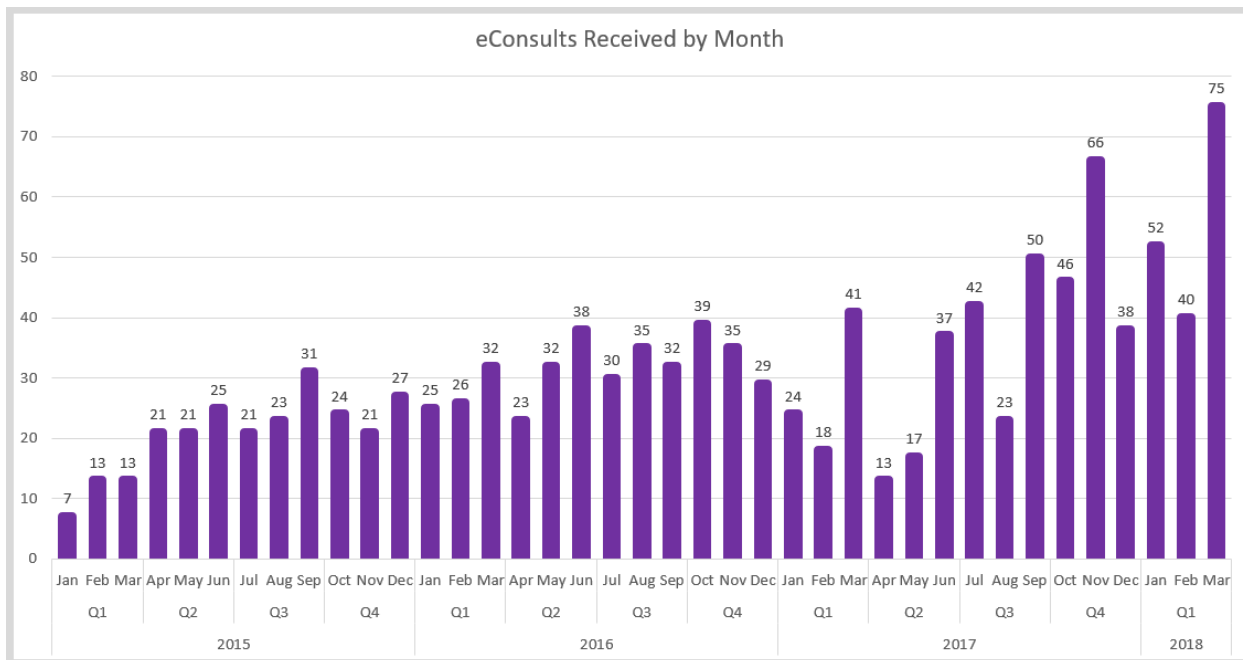
LHIN 6 - Physicians by Vendor/OntarioMD Service						
EMR Vendor	Physicians Live on Certified EMR <sup>2</sup>				HRM	OLIS* Access Through EMR
	GP	SP	Unknown	Total		
ABELSoft Corporation	18	29	2	49	9	35
Alpha Healthcare Inc.	3	1		4	1	1
Canada Health Systems Inc.	24	2	1	27	9	31
Indivica Inc.	27	3		30	27	5
OSCAR EMR	217	49		267	156	111
P&P Data Systems Inc.	7	6		13	1	11
QHR Technologies Inc.	169	102	11	282	183	248
TELUS	353	104	4	461	320	344
YES Medical Systems	2			2	1	2
York-Med Systems Inc.	1	3		4		4
<b>Total</b>	<b>821</b>	<b>299</b>	<b>19</b>	<b>1,139</b>	<b>707</b>	<b>792</b>

\* Source: eHealth Ontario

<sup>1</sup> HRM Penetration is based on Live Physicians, not to Enrolled Physicians.

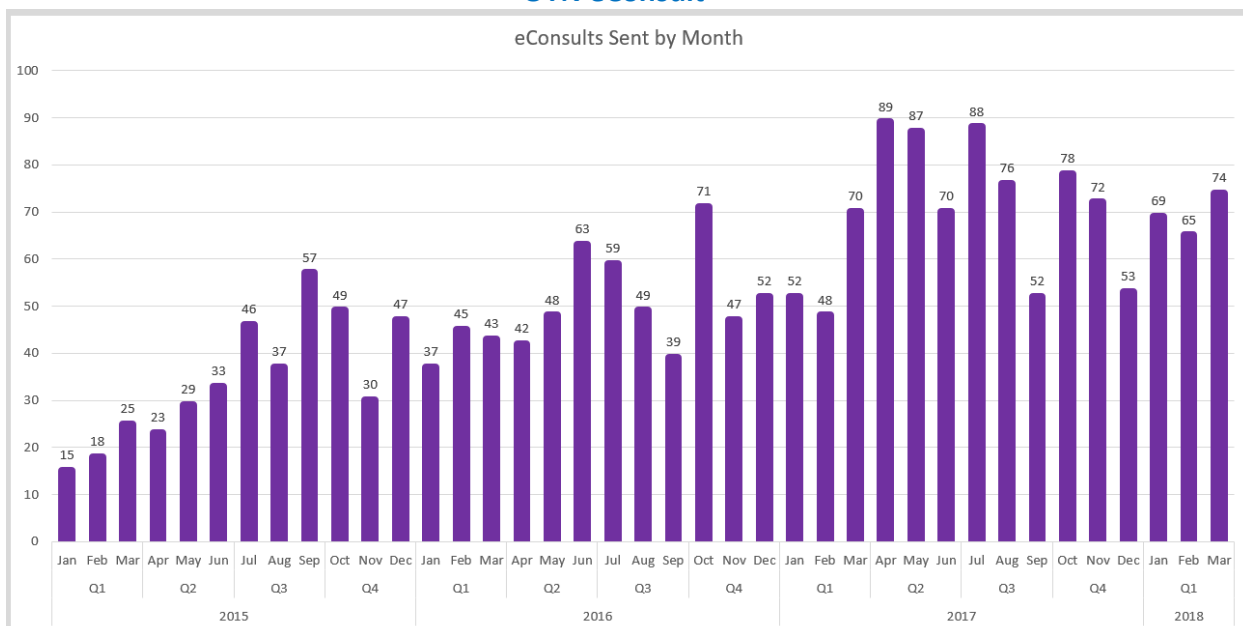
<sup>2</sup> Numbers have been updated to reflect the actual number of physicians, not funding positions.

### Number of eConsults Received by LHIN 6 Specialists on Champlain BASE eConsult and OTN eConsult\*



\*Includes eConsults from Requesting Clinicians from inside and outside the LHIN

### Number of eConsults Sent by LHIN 6 Requesting Clinicians on Champlain BASE eConsult and OTN eConsult\*\*



\*\*Includes eConsults sent to Specialists inside and outside the LHIN

## 1.7 Appendix G: LHIN 7 – Toronto Central

LHIN 7 - Provincial Product/Service % Penetration			
Product	LHIN 7 Penetration <sup>1</sup>	Change	Ontario Average
*eNotifications (Hospitals)	19%		33%
HRM (Physicians)	17%		29%
HRM (Hospitals)	64%	14%	81%
OLIS (Physicians)*	29%		40%

\*Penetration % may change with the identification of eligible hospital sites for eNotifications

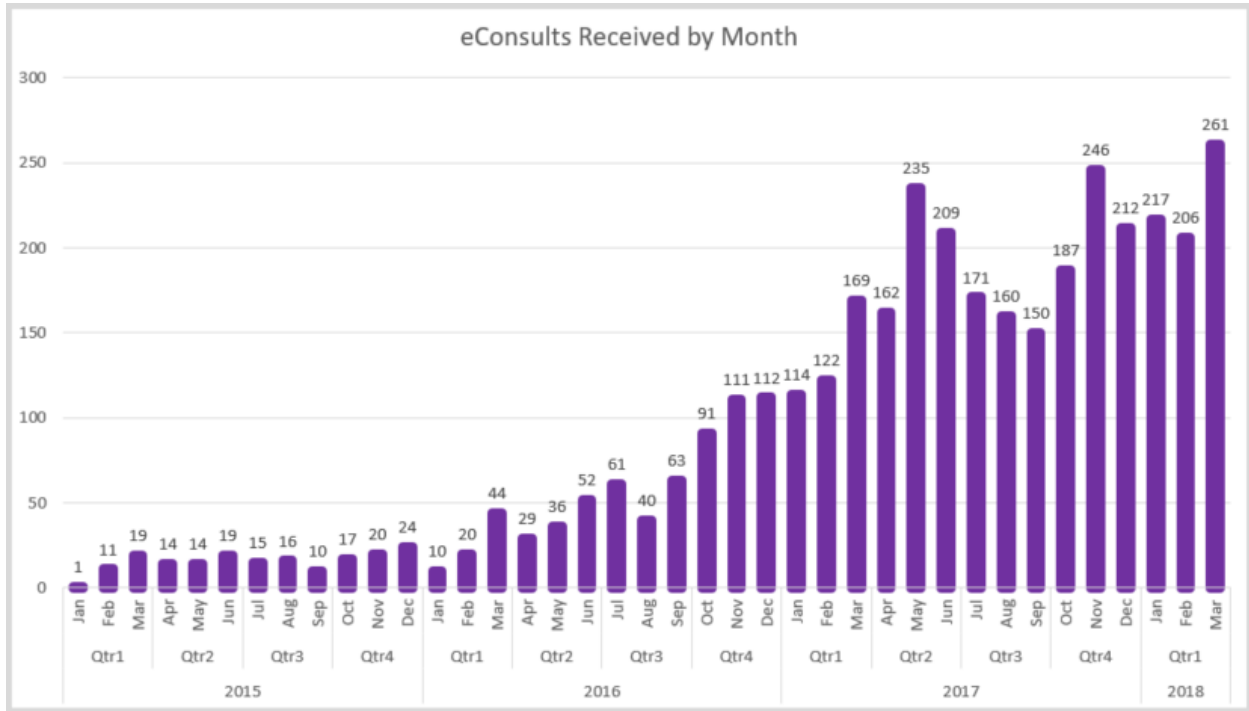
LHIN 7 - Physicians by Vendor/OntarioMD Service						
EMR Vendor	Physicians Live on Certified EMR <sup>2</sup>				HRM	OLIS* Access Through EMR
	GP	SP	Unknown	Total		
ABELSoft Corporation	41	45	1	87	37	61
Alpha Healthcare Inc.	18	3		21	18	21
Canada Health Systems Inc.	77	8	5	90	46	61
Indivica Inc.	170	21	2	193	133	63
OSCAR EMR	131	129	2	262	100	115
P&P Data Systems Inc.	61	15	1	77	11	54
QHR Technologies Inc.	116	328	7	451	208	523
TELUS	659	174	11	844	412	732
YES Medical Systems		10	2	12	1	12
York-Med Systems Inc.	1	4		5		4
<b>Total</b>	<b>1,274</b>	<b>737</b>	<b>31</b>	<b>2,042</b>	<b>966</b>	<b>1,646</b>

\* Source: eHealth Ontario

<sup>1</sup> HRM Penetration is based on Live Physicians, not Enrolled Physicians.

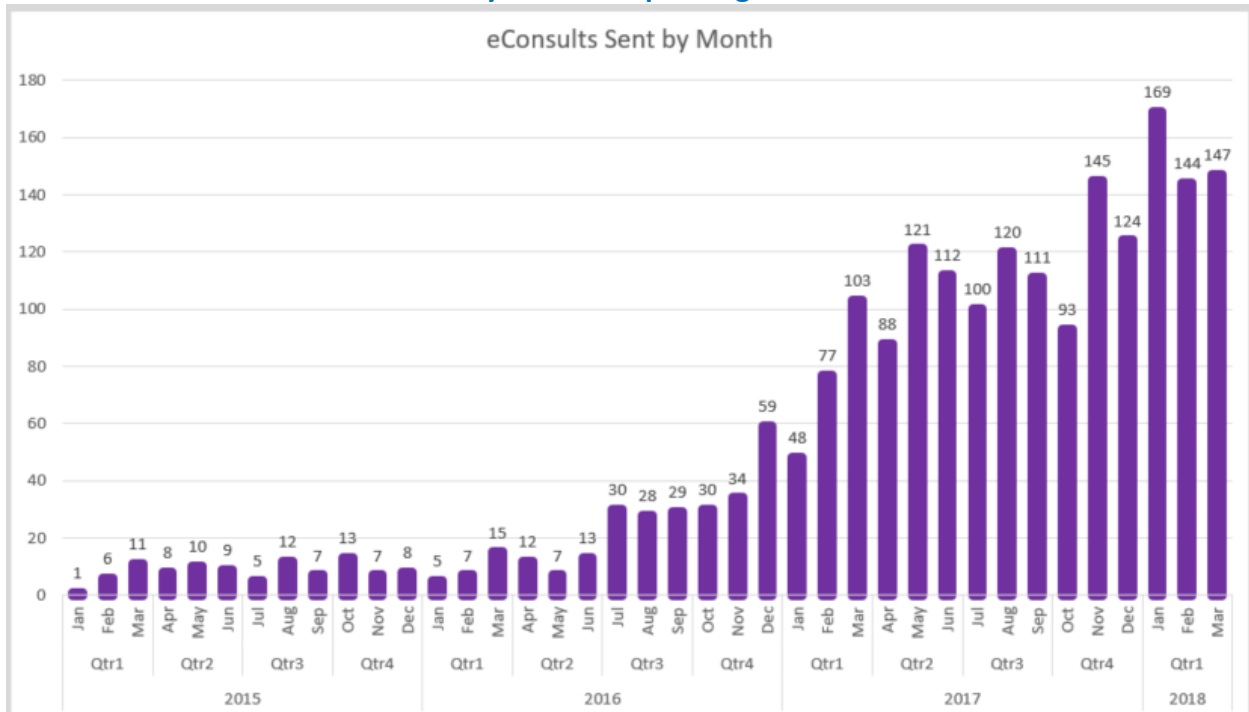
<sup>2</sup> Numbers have been updated to reflect the actual number of physicians, not funding positions.

### Number of eConsults Received by LHIN 7 Specialists on OTN eConsult\*



\*Includes eConsults from Requesting Clinicians from inside and outside the LHIN

### Number of eConsults Sent by LHIN 7 Requesting Clinicians on OTN eConsult\*\*



\*\*Includes eConsults sent to Specialists inside and outside the LHIN



## 1.8 Appendix H: LHIN 8 – Central

LHIN 8 - Provincial Product/Service % Penetration			
Product	LHIN 8 Penetration <sup>1</sup>	Change	Ontario Average
*eNotifications (Hospitals)	17%		33%
HRM (Physicians)	32%		29%
HRM (Hospitals)	100%		81%
OLIS (Physicians)*	37%		40%

\*Penetration % may change with the identification of eligible hospital sites for eNotifications

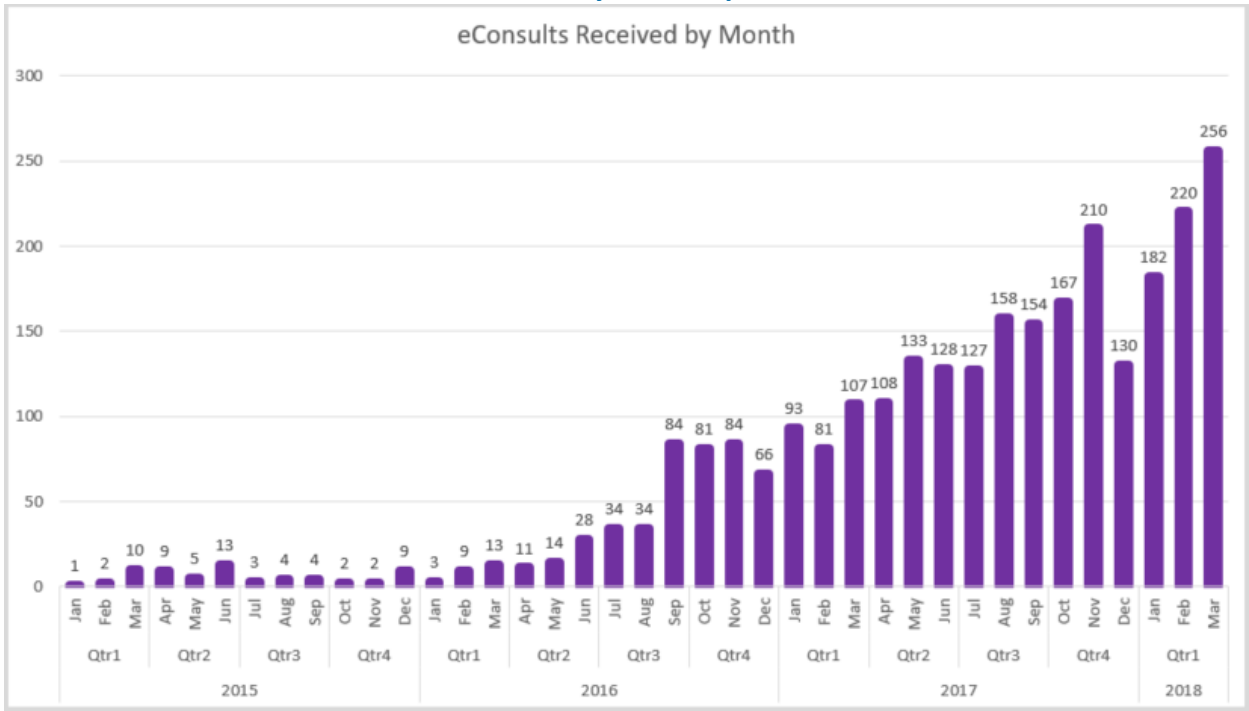
LHIN 8 - Physicians by Vendor/OntarioMD Service						
EMR Vendor	Physicians Live on Certified EMR <sup>2</sup>				HRM	OLIS* Access Through EMR
	GP	SP	Unknown	Total		
ABELSoft Corporation	43	55	2	100	23	61
Alpha Healthcare Inc.	5	2		7	4	7
Canada Health Systems Inc.	27	14	3	44	19	35
Indivica Inc.	118	11	3	132	111	41
OSCAR EMR	130	108	2	240	143	107
P&P Data Systems Inc.	122	18	1	141	42	70
QHR Technologies Inc.	212	234	6	452	250	390
TELUS	522	146	10	678	448	461
YES Medical Systems	1	10	1	12	3	10
York-Med Systems Inc.	6	6	1	13	8	11
<b>Total</b>	<b>1,186</b>	<b>604</b>	<b>29</b>	<b>1,819</b>	<b>1,051</b>	<b>1,193</b>

\* Source: eHealth Ontario

<sup>1</sup> HRM Penetration is based on Live Physicians, not Enrolled Physicians.

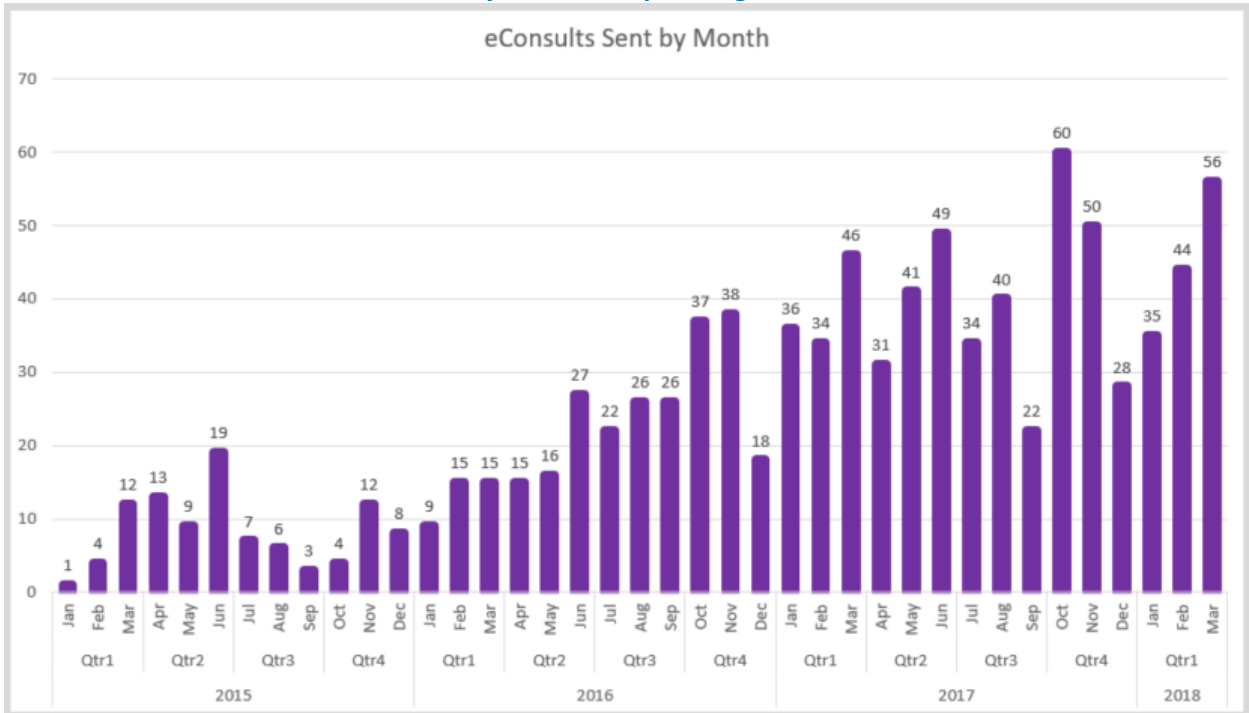
<sup>2</sup> Numbers have been updated to reflect the actual number of physicians, not funding positions.

**Number of eConsults Received by LHIN 8 Specialists on OTN eConsult\***



\*Includes eConsults from Requesting Clinicians from inside and outside the LHIN

**Number of eConsults Sent by LHIN 8 Requesting Clinicians on OTN eConsult\*\***



\*\*Includes eConsults sent to Specialists inside and outside the LHIN

## 1.9 Appendix I: LHIN 9 – Central East

LHIN 9 - Provincial Product/Service % Penetration			
Product	LHIN 9 Penetration <sup>1</sup>	Change	Ontario Average
*eNotifications (Hospitals)	0%		33%
HRM (Physicians)	40%		29%
HRM (Hospitals)	100%		81%
OLIS (Physicians)*	44%	1%	40%

\*Penetration % may change with the identification of eligible hospital sites for eNotifications

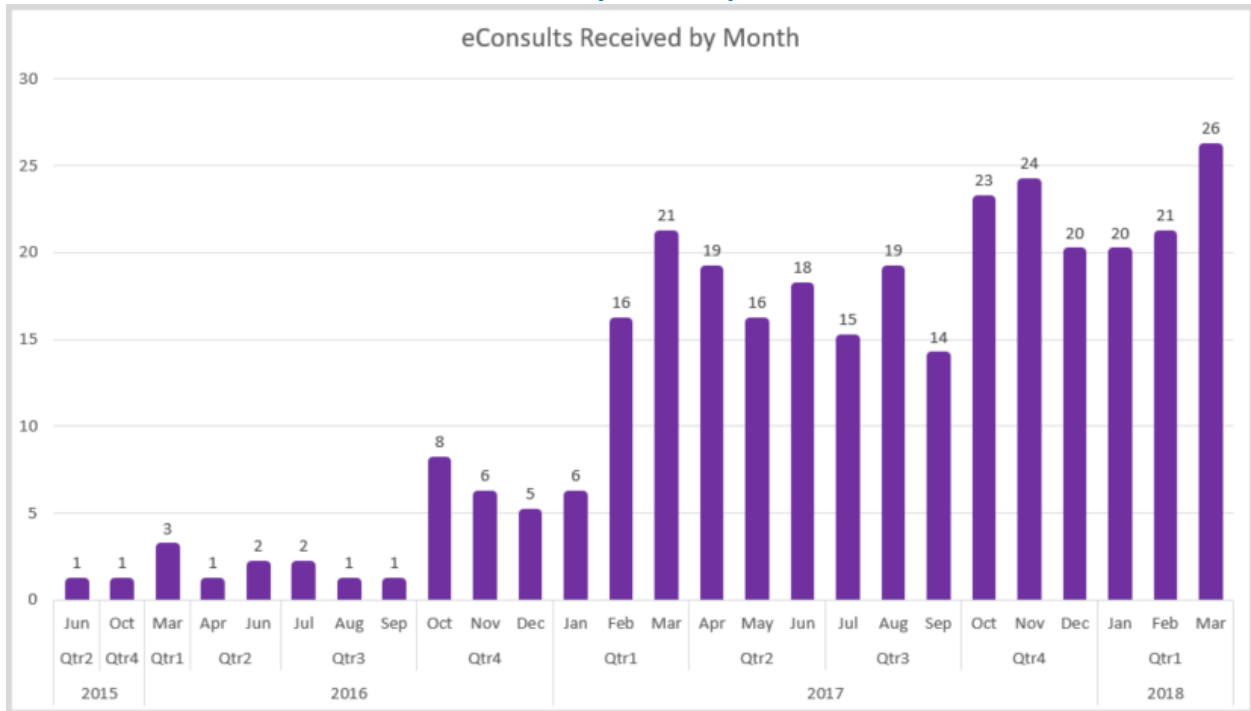
LHIN 9 - Physicians by Vendor/OntarioMD Service						
EMR Vendor	Physicians Live on Certified EMR <sup>2</sup>				HRM	OLIS* Access Through EMR
	GP	SP	Unknown	Total		
ABELSoft Corporation	26	24	1	51	15	32
Alpha Healthcare Inc.	7	2		9	5	7
Canada Health Systems Inc.	59	9		68	43	41
Indivica Inc.	42	15	2	59	49	16
OSCAR EMR	122	81	5	208	133	114
P&P Data Systems Inc.	51	9		60	10	35
QHR Technologies Inc.	165	147	10	322	202	238
TELUS	477	117	8	602	454	507
YES Medical Systems	1	4	2	7	3	6
York-Med Systems Inc.	7	8		15	5	15
<b>Total</b>	<b>957</b>	<b>416</b>	<b>28</b>	<b>1,401</b>	<b>919</b>	<b>1,011</b>

\* Source: eHealth Ontario

<sup>1</sup> HRM Penetration is based on Live Physicians, not Enrolled Physicians.

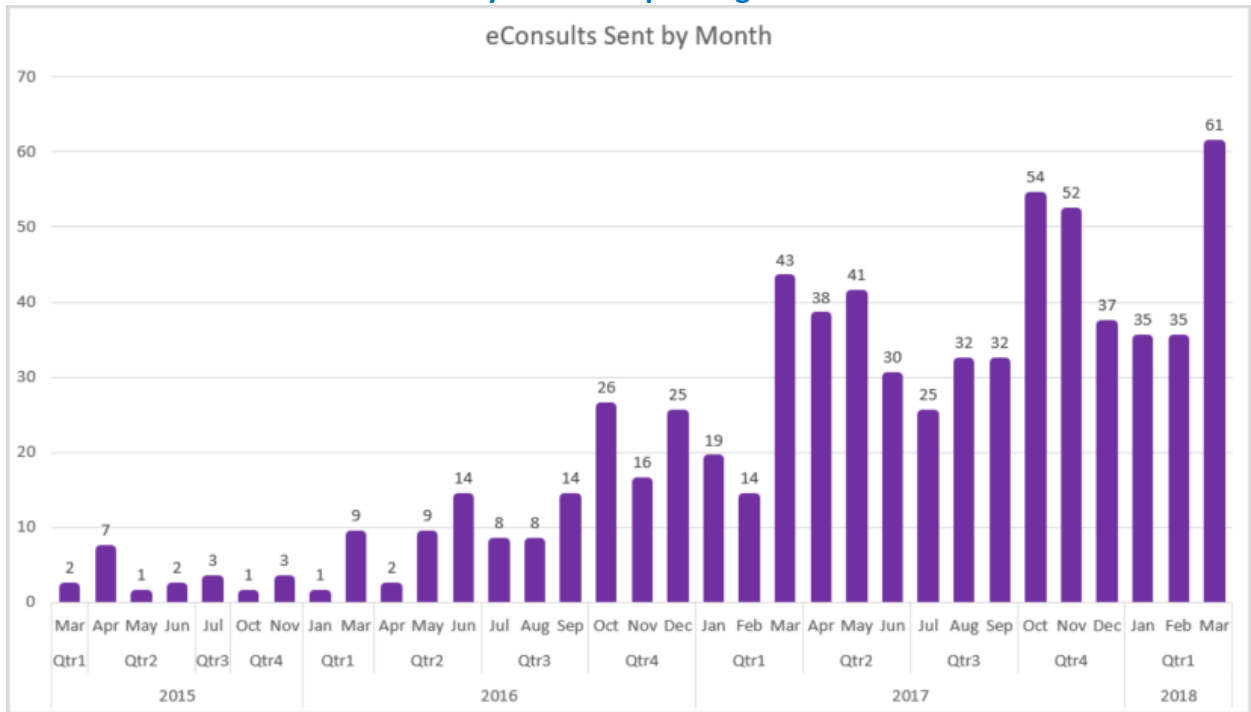
<sup>2</sup> Numbers have been updated to reflect the actual number of physicians, not funding positions.

**Number of eConsults Received by LHIN 9 Specialists on OTN eConsult\***



\*Includes eConsults from Requesting Clinicians from inside and outside the LHIN

**Number of eConsults Sent by LHIN 9 Requesting Clinicians on OTN eConsult\*\***



\*\*Includes eConsults sent to Specialists inside and outside the LHIN

## 1.10 Appendix J: LHIN 10 – South East

LHIN 10 - Provincial Product/Service % Penetration			
Product	LHIN 10 Penetration <sup>1</sup>	Change	Ontario Average
*eNotifications (Hospitals)	0%		33%
HRM (Physicians)	31%		29%
HRM (Hospitals)	100%		81%
OLIS (Physicians)*	40%		40%

\*Penetration % may change with the identification of eligible hospital sites for eNotifications

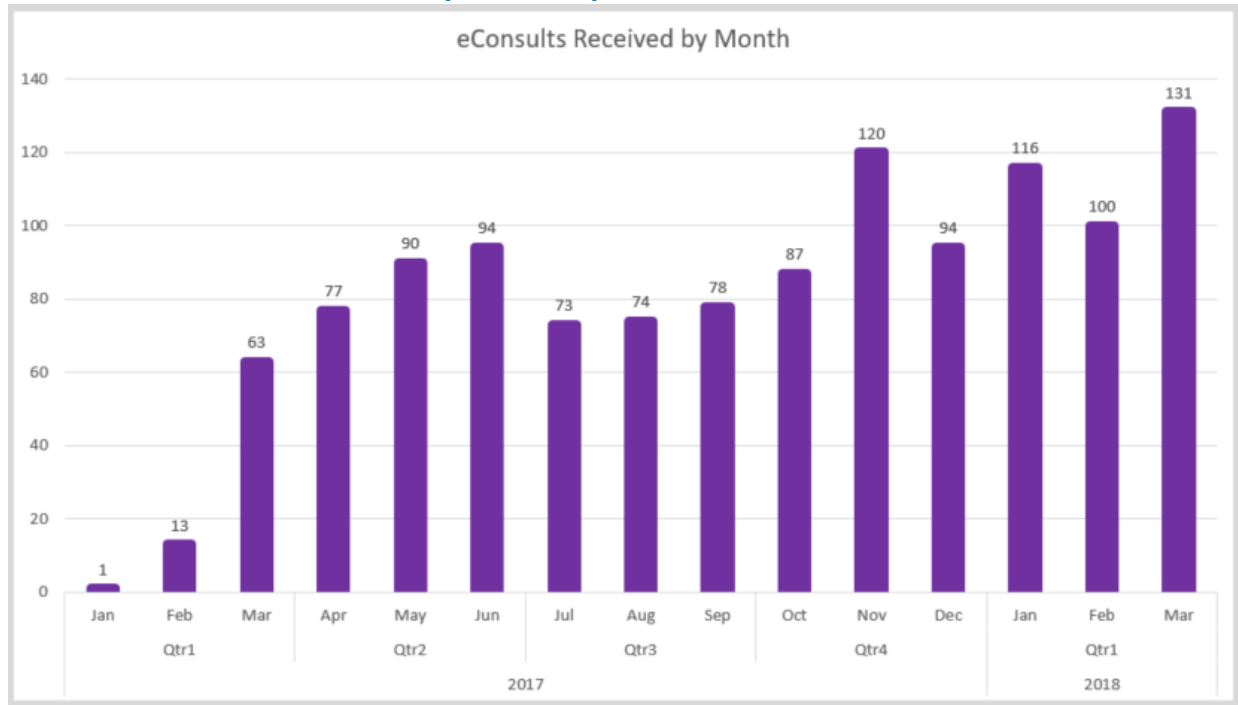
LHIN 10 - Physicians by Vendor/OntarioMD Service						
EMR Vendor	Physicians Live on Certified EMR <sup>2</sup>				HRM	OLIS* Access Through EMR
	GP	SP	Unknown	Total		
ABELSoft Corporation		8	1	9	2	11
Alpha Healthcare Inc.						
Canada Health Systems Inc.	1			1		3
Indivica Inc.	14	2		16	11	6
OSCAR EMR	79	10	1	90	45	45
P&P Data Systems Inc.	9	3		12	7	7
QHR Technologies Inc.	59	23	2	84	49	82
TELUS	304	33	6	343	249	312
YES Medical Systems		1		1	1	1
York-Med Systems Inc.		1		1	1	1
<b>Total</b>	<b>466</b>	<b>81</b>	<b>10</b>	<b>557</b>	<b>365</b>	<b>468</b>

\* Source: eHealth Ontario

<sup>1</sup> HRM Penetration is based on Live Physicians, not Enrolled Physicians.

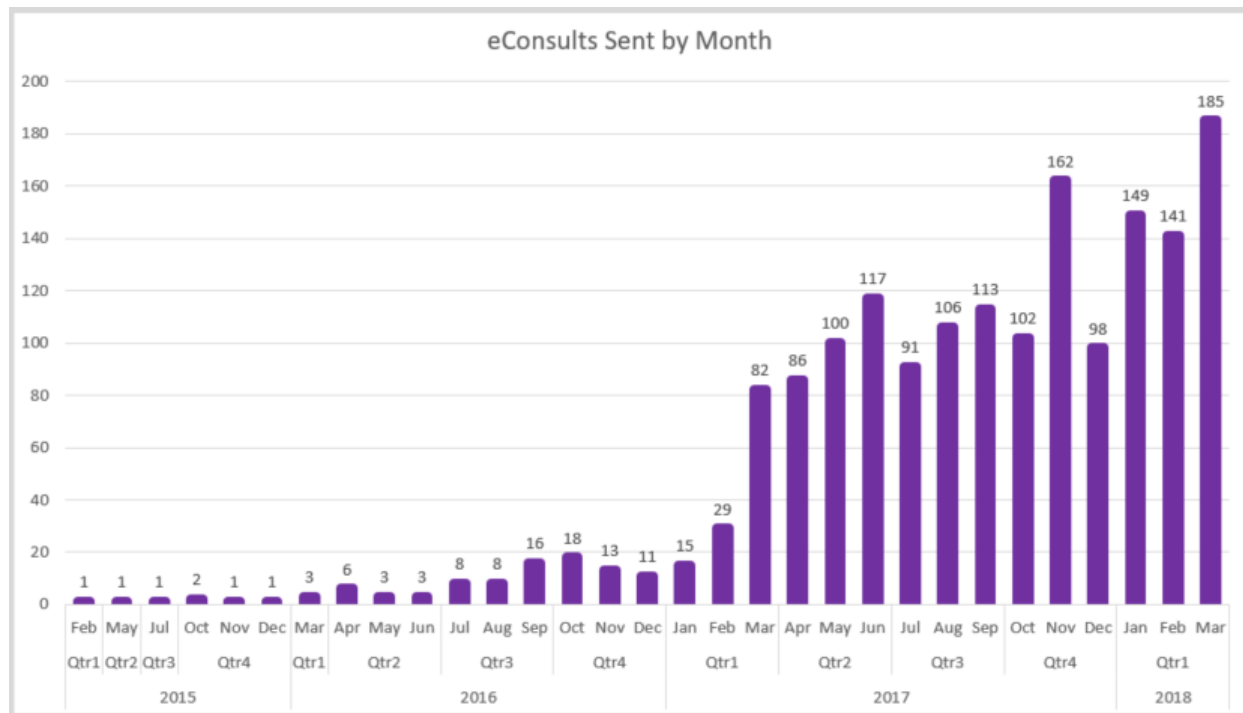
<sup>2</sup> Numbers have been updated to reflect the actual number of physicians, not funding positions.

**Number of eConsults Received by LHIN 10 Specialists on BASE™ eConsult and OTN eConsult\***



*\*Includes eConsults from Requesting Clinicians from inside and outside the LHIN*

**Number of eConsults Sent by LHIN 10 Requesting Clinicians on BASE™ eConsult and OTN eConsult\*\***



*\*\*Includes eConsults sent to Specialists inside and outside the LHIN*

### 1.11 Appendix K: LHIN 11 – Champlain

LHIN 11 - Provincial Product/Service % Penetration			
Product	LHIN 11 Penetration	Change	Ontario Average
*eNotifications (Hospitals)	37%		33%
HRM (Physicians)	25%	1%	29%
HRM (Hospitals)	76%		81%
OLIS (Physicians)*	39%	1%	40%

\*Penetration % may change with the identification of eligible hospital sites for eNotifications

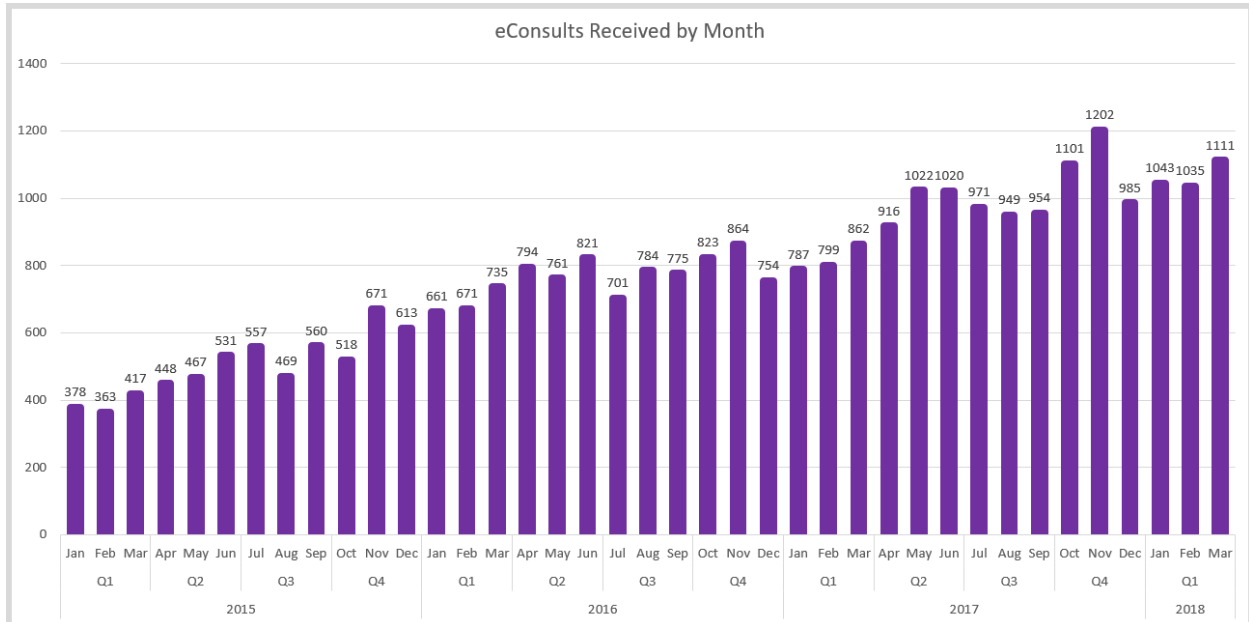
LHIN 11 - Physicians by Vendor/OntarioMD Service						
EMR Vendor	Physicians Live on Certified EMR <sup>2</sup>				HRM	OLIS* Access Through EMR
	GP	SP	Unknown	Total		
ABELSoft Corporation	3	28		31	4	30
Alpha Healthcare Inc.		1		1		
Canada Health Systems Inc.	65	49	2	116	65	57
Indivica Inc.	55	7		62	35	45
OSCAR EMR	143	51	2	196	126	111
P&P Data Systems Inc.	58	2	1	61	15	22
QHR Technologies Inc.	141	127	3	271	105	255
TELUS	838	193	10	1,041	528	850
YES Medical Systems						
York-Med Systems Inc.						1
<b>Total</b>	<b>1,303</b>	<b>458</b>	<b>18</b>	<b>1,779</b>	<b>878</b>	<b>1,371</b>

\* Source: eHealth Ontario

<sup>1</sup> HRM Penetration is based on Live Physicians, not Enrolled Physicians.

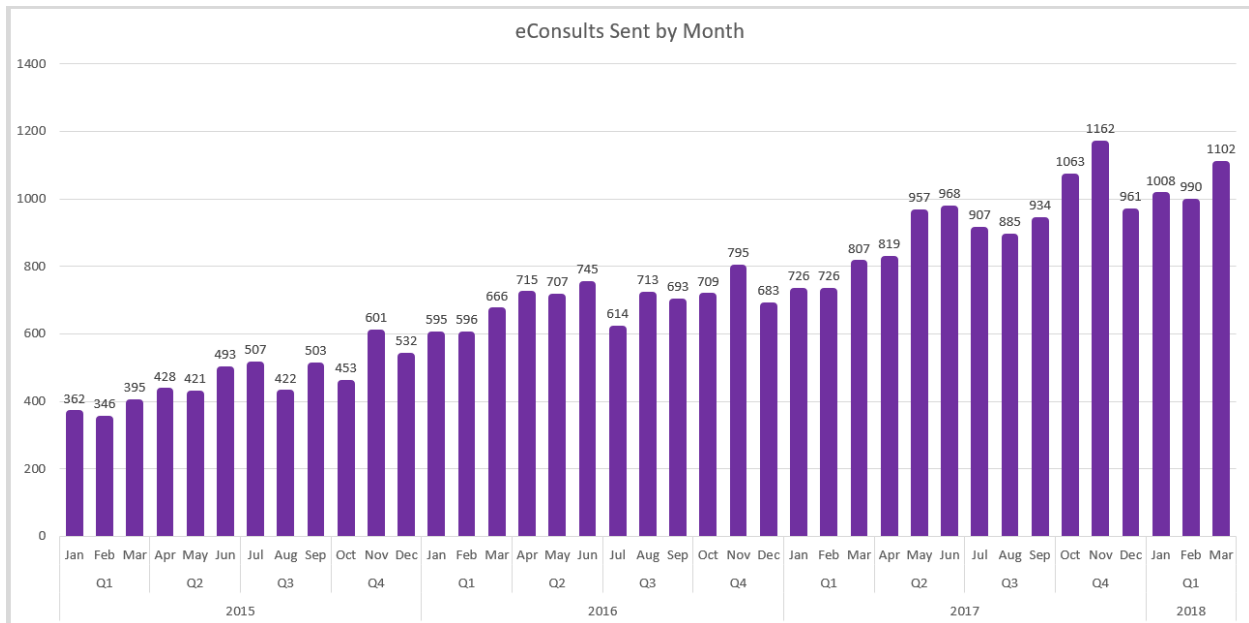
<sup>2</sup> Numbers have been updated to reflect the actual number of physicians, not funding positions.

## Number of eConsults received by LHIN 11 Specialists on Champlain BASE eConsult\*



\*Includes eConsults from Requesting Clinicians from inside and outside the LHIN

## Number of eConsults sent by LHIN 11 Requesting Clinicians on Champlain BASE eConsult\*\*



\*\*Includes eConsults sent to Specialists inside and outside the LHIN



## 1.12 Appendix L: LHIN 12 – North Simcoe Muskoka

LHIN 12 - Provincial Product/Service % Penetration			
Product	LHIN 12 Penetration <sup>1</sup>	Change	Ontario Average
*eNotifications (Hospitals)	14%		33%
HRM (Physicians)	51%	1%	29%
HRM (Hospitals)	100%		81%
OLIS (Physicians)*	50%		40%

\*Penetration % may change with the identification of eligible hospital sites for eNotifications

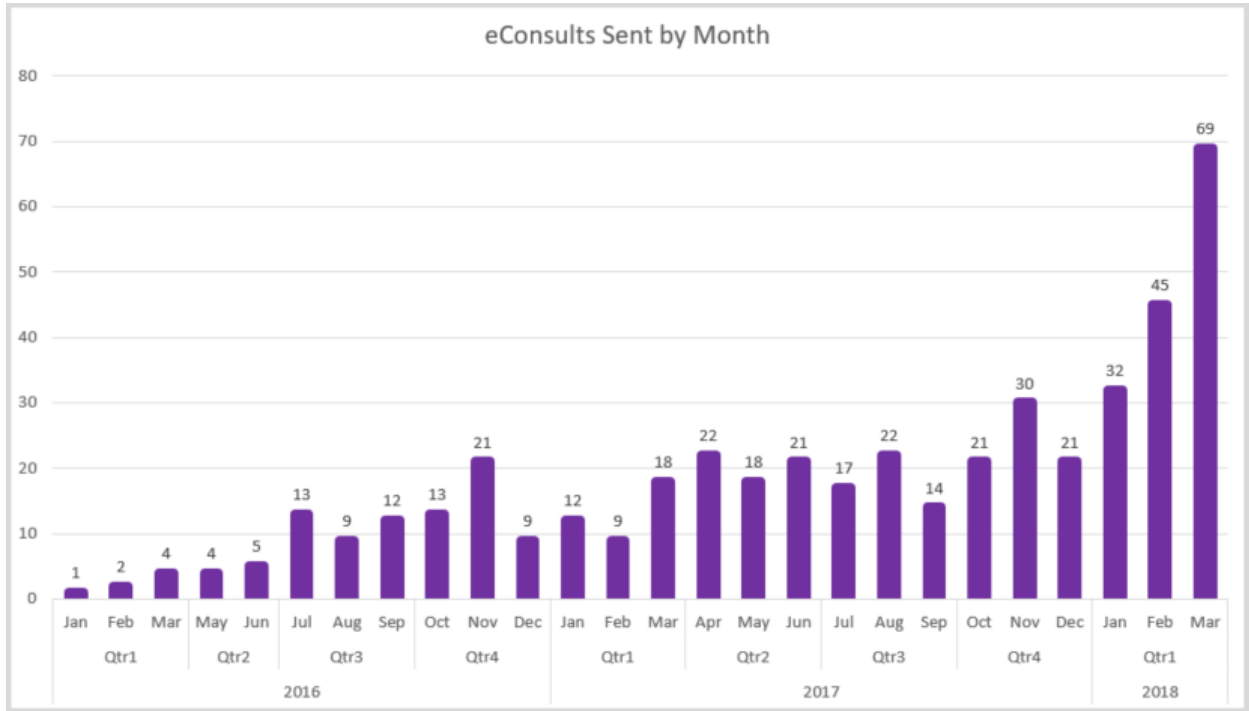
LHIN 12 - Physicians by Vendor/OntarioMD Service						
EMR Vendor	Physicians Live on Certified EMR <sup>2</sup>				HRM	OLIS* Access Through EMR
	GP	SP	Unknown	Total		
ABELSoft Corporation	1	2		3	1	4
Alpha Healthcare Inc.	7			7	5	4
Canada Health Systems Inc.			1	1		1
Indivica Inc.	1	1		2		2
OSCAR EMR	17	8		25	13	6
P&P Data Systems Inc.		1		1		
QHR Technologies Inc.	177	76	2	255	194	182
TELUS	185	39	3	227	184	193
YES Medical Systems						
York-Med Systems Inc.		2		2	1	2
<b>Total</b>	<b>388</b>	<b>129</b>	<b>6</b>	<b>523</b>	<b>398</b>	<b>394</b>

\* Source: eHealth Ontario

<sup>1</sup> HRM Penetration is based on Live Physicians, not Enrolled Physicians.

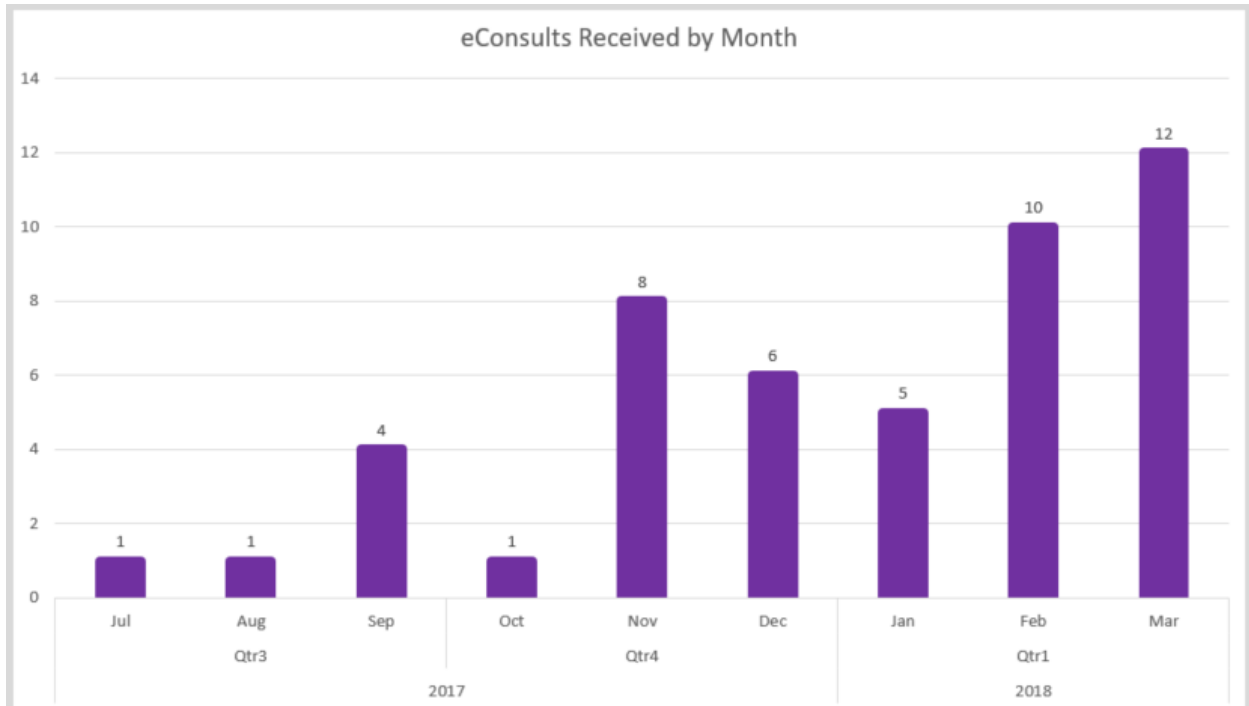
<sup>2</sup> Numbers have been updated to reflect the actual number of physicians, not funding positions.

**Number of eConsults Received by LHIN 12 Specialists on OTN eConsult\***



*\*Includes eConsults from Requesting Clinicians from inside and outside the LHIN*

**Number of eConsults Sent by LHIN 12 Requesting Clinicians on OTN eConsult\*\***



*\*\*Includes eConsults sent to Specialists inside and outside the LHIN*

### 1.13 Appendix M: LHIN 13 – North East

LHIN 13 - Provincial Product/Service % Penetration			
Product	LHIN 13 Penetration <sup>1</sup>	Change	Ontario Average
*eNotifications (Hospitals)	39%		33%
HRM (Physicians)	10%		29%
HRM (Hospitals)			81%
OLIS (Physicians)*	44%		40%

\*Penetration % may change with the identification of eligible hospital sites for eNotifications

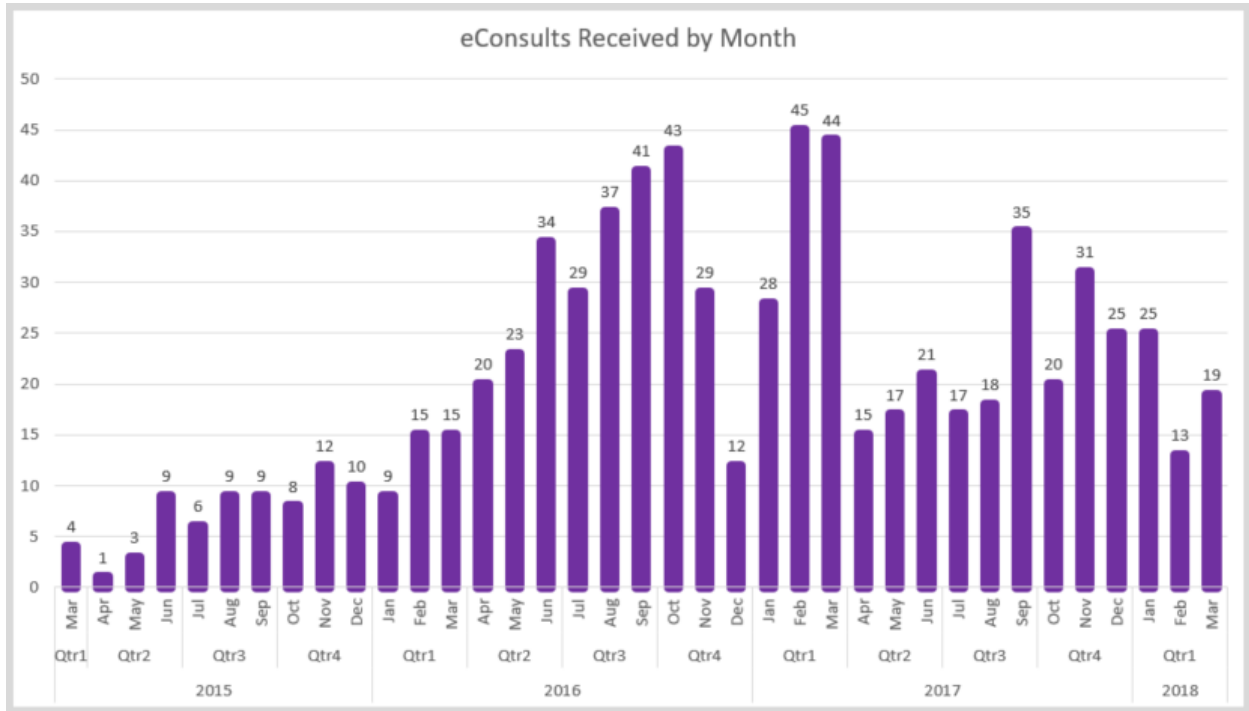
LHIN 13 - Physicians by Vendor/OntarioMD Service						
EMR Vendor	Physicians Live on Certified EMR <sup>2</sup>				HRM	OLIS* Access Through EMR
	GP	SP	Unknown	Total		
ABELSoft Corporation	1	6		7	1	4
Alpha Healthcare Inc.		1		1		1
Canada Health Systems Inc.	2			2		5
Indivica Inc.						1
OSCAR EMR	21	2		23	7	7
P&P Data Systems Inc.	31	8		39	1	5
QHR Technologies Inc.	63	23	1	87	14	90
TELUS	271	50	5	326	84	325
YES Medical Systems						
York-Med Systems Inc.	8	3		11		8
<b>Total</b>	<b>397</b>	<b>93</b>	<b>6</b>	<b>496</b>	<b>107</b>	<b>446</b>

\* Source: eHealth Ontario

<sup>1</sup> HRM Penetration is based on Live Physicians, not Enrolled Physicians.

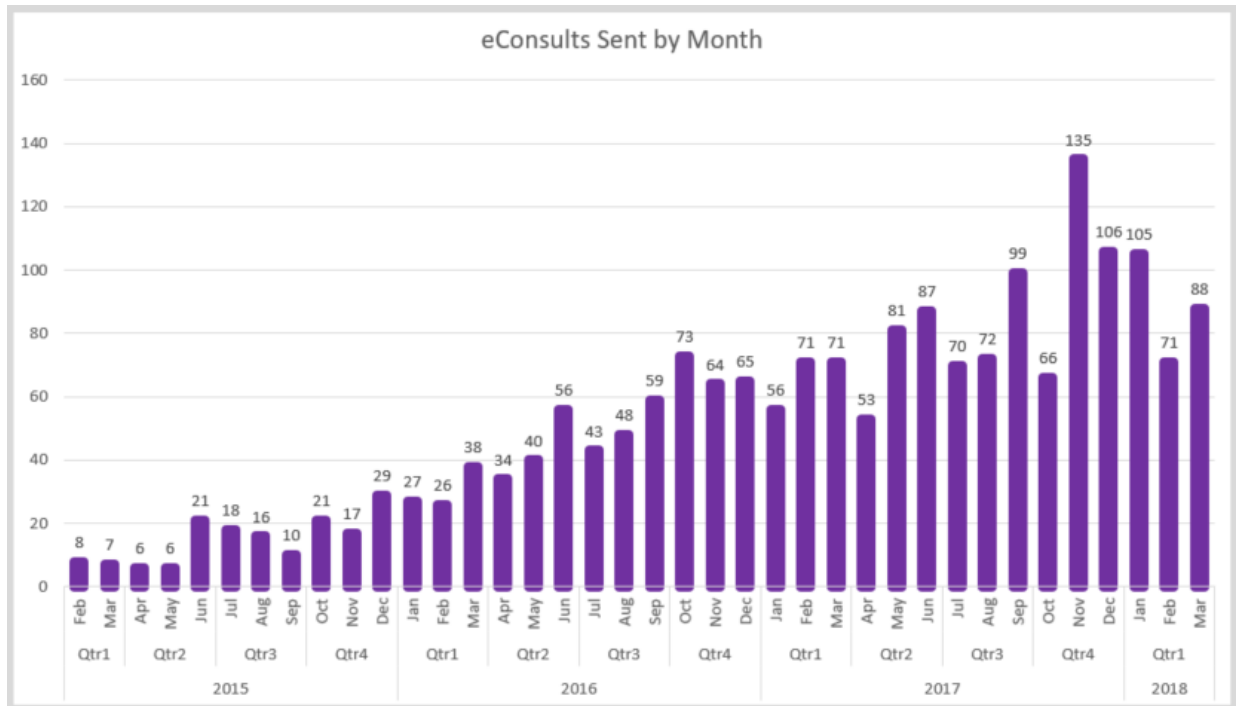
<sup>2</sup> Numbers have been updated to reflect the actual number of physicians, not funding positions.

## Number of eConsults Received by LHIN 13 Specialists on OTN eConsult\*



\*Includes eConsults from Requesting Clinicians from inside and outside the LHIN

## Number of eConsults Sent by LHIN 13 Requesting Clinicians on OTN eConsult\*\*



\*\*Includes eConsults sent to Specialists inside and outside the LHIN

### 1.14 Appendix N: LHIN 14 – North West

LHIN 14 - Provincial Product/Service % Penetration			
Product	LHIN 14 Penetration <sup>1</sup>	Change	Ontario Average
*eNotifications (Hospitals)	0%		33%
HRM (Physicians)			29%
HRM (Hospitals)			81%
OLIS (Physicians)*	33%	1%	40%

\*Penetration % may change with the identification of eligible hospital sites for eNotifications

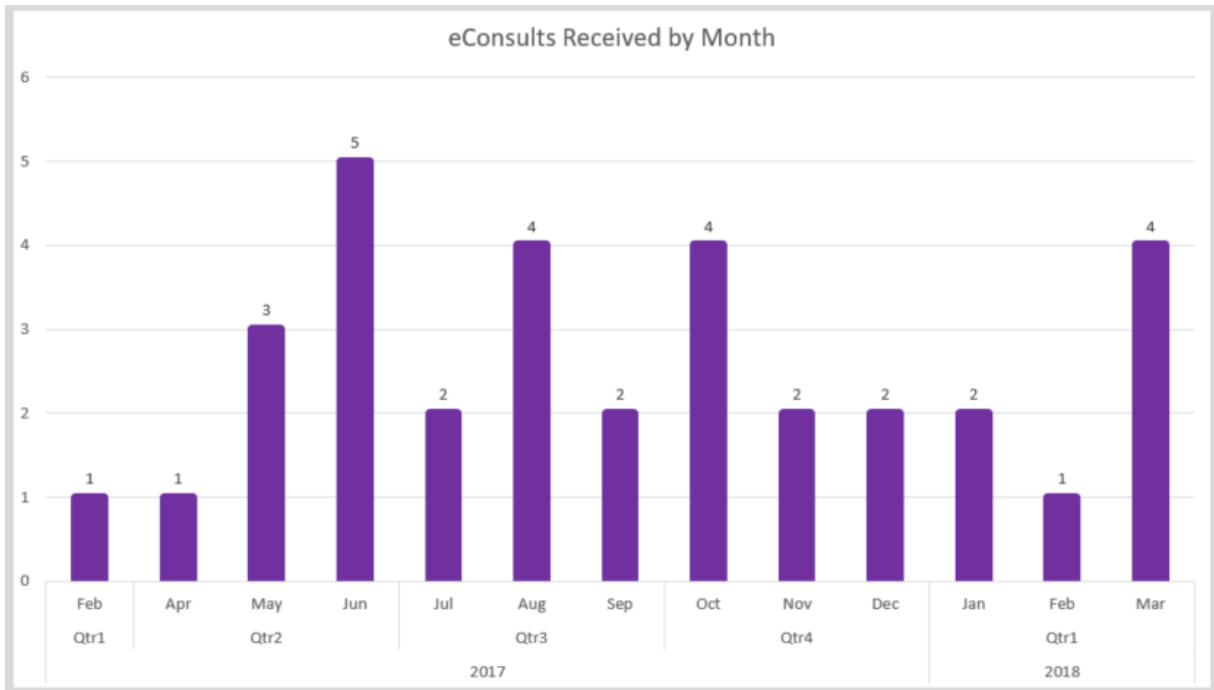
LHIN 14 - Physicians by Vendor/OntarioMD Service						
EMR Vendor	Physicians Live on Certified EMR <sup>2</sup>				HRM	OLIS* Access Through EMR
	GP	SP	Unknown	Total		
ABELSoft Corporation	5	1		6		6
Alpha Healthcare Inc.						
Canada Health Systems Inc.	1	3		4		4
Indivica Inc.						
OSCAR EMR	11			11		1
P&P Data Systems Inc.	18	6		24		2
QHR Technologies Inc.	30	18	1	49		62
TELUS	83	46	3	132		87
YES Medical Systems						
York-Med Systems Inc.						
<b>Total</b>	<b>148</b>	<b>74</b>	<b>4</b>	<b>226</b>		<b>162</b>

\* Source: eHealth Ontario

<sup>1</sup> HRM Penetration is based on Live Physicians, not Enrolled Physicians.

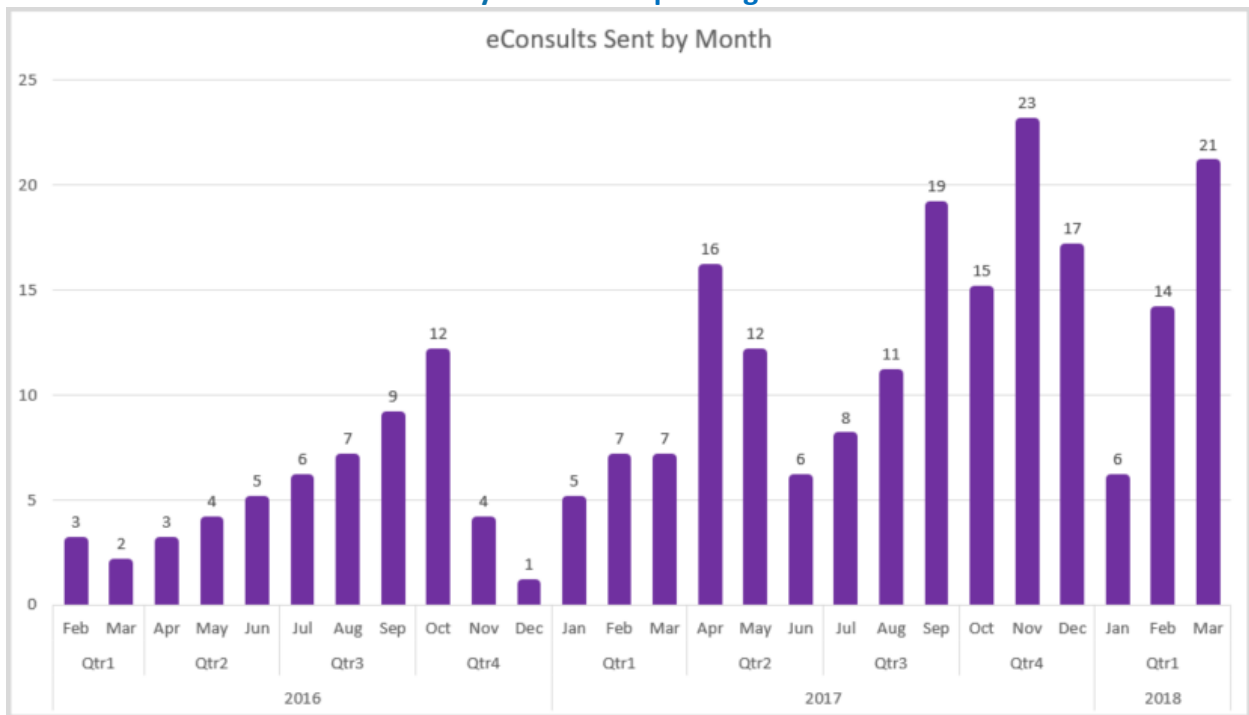
<sup>2</sup> Numbers have been updated to reflect the actual number of physicians, not funding positions.

**Number of eConsults Received by LHIN 14 Specialists on OTN eConsult\***



\*Includes eConsults from Requesting Clinicians from inside and outside the LHIN

**Number of eConsults Sent by LHIN 14 Requesting Clinicians on OTN eConsult\*\***



\*\*Includes eConsults sent to Specialists inside and outside the LHIN