



## **June 2018 LHIN Report**

**July 2018**



## Contents

<b>1. EXECUTIVE NOTES FOR JUNE .....</b>	<b>3</b>
<b>2. INTRODUCTION .....</b>	<b>5</b>
<b>3. ONTARIOMD AND LOCAL HEALTH INTEGRATION NETWORKS.....</b>	<b>5</b>
WHAT WE DO .....	6
<b>4. ONTARIOMD PRODUCTS AND SERVICES .....</b>	<b>6</b>
<b>5. PROOF OF CONCEPTS 2018.....</b>	<b>12</b>
<b>6. TABLES BY VENDOR AND LHIN VIEW.....</b>	<b>13</b>
TABLE 1: FAMILY PHYSICIANS, SPECIALISTS AND NURSE PRACTITIONERS BY ONTARIOMD-CERTIFIED EMR OFFERING PER PRODUCT / SERVICE .....	13
TABLE 2: PRODUCT PENETRATION BY COMMUNITY-BASED FAMILY PHYSICIANS AND SPECIALISTS BY LHIN .....	14
TABLE 3: HRM PRODUCT PENETRATION BY COMMUNITY-BASED FAMILY PHYSICIANS, SPECIALISTS AND NURSE PRACTITIONERS BY LHIN .....	15
TABLE 4: ECONSULT PRODUCT PENETRATION BY PHYSICIANS AND NURSE PRACTITIONERS BY LHIN.....	17
TABLE 5: EMR QUALITY DASHBOARD PHASE 2 PHYSICIAN PARTICIPATION BY LHIN .....	18
TABLE 6: PRIVACY & SECURITY TRAINING COMPLETED BY LHIN.....	18
<b>7. APPENDICES.....</b>	<b>19</b>
1.1 APPENDIX A: LHIN 1 – ERIE ST. CLAIR.....	19
1.2 APPENDIX B: LHIN 2 – SOUTH WEST .....	22
1.3 APPENDIX C: LHIN 3 – WATERLOO WELLINGTON.....	25
1.4 APPENDIX D: LHIN 4 – HAMILTON NIAGARA HALDIMAND BRANT.....	28
1.5 APPENDIX E: LHIN 5 – CENTRAL WEST.....	31
1.6 APPENDIX F: LHIN 6 – MISSISSAUGA HALTON .....	34
1.7 APPENDIX G: LHIN 7 – TORONTO CENTRAL.....	37
1.8 APPENDIX H: LHIN 8 – CENTRAL .....	40
1.9 APPENDIX I: LHIN 9 – CENTRAL EAST .....	43
1.10 APPENDIX J: LHIN 10 – SOUTH EAST .....	46
1.11 APPENDIX K: LHIN 11 – CHAMPLAIN .....	49
1.12 APPENDIX L: LHIN 12 – NORTH SIMCOE MUSKOKA.....	52
1.13 APPENDIX M: LHIN 13 – NORTH EAST.....	55
1.14 APPENDIX N: LHIN 14 – NORTH WEST .....	58



## **1. Executive Notes for June**

### **Sub-Region Reporting**

OntarioMD is pleased to provide information at the sub-region level for each LHIN for the first time in this month's report. Sub-region information will be provided quarterly. Please note that the totals in the sub-region tables are lower than the corresponding totals at the LHIN level. The reasons for these discrepancies are because some physicians do not map to a sub-region, or some physicians map to a sub-region that is part of a different LHIN. This is due to sub-region mapping being more current than LHIN mapping and changes to some LHIN borders. OntarioMD's data is based on the LHIN mapping before any changes. OntarioMD will be making changes to reduce these discrepancies over time.

### **Health Report Manager (HRM) and eNotifications**

OntarioMD issued a news release on June 14 to announce the addition of the Centre for Mental Health and Addictions (CAMH) as a sending facility. Family physicians and specialists (e.g. psychiatrists) are now receiving medical record reports from CAMH for better continuity of care for patients experiencing mental health and addictions issues. CAMH joins other specialized provincial mental health care providers such as Ontario Shores Centre for Mental Health Sciences and the Canadian Mental Health Association in sending medical reports, enabling better communications and coordination between these health care sites and physicians.

### **Privacy and Security Training**

Physicians are reporting that the online Privacy and Security Training module is a convenient way to take comprehensive training on privacy legislation and understand their obligations as Health Information Custodians to protect Personal Health Information (PHI). OntarioMD is actively promoting the training to physician practices. The OntarioMD online Privacy and Security Training Module will also shortly be offered in French. OntarioMD continues to discuss how to align the module with the needs of other health care organizations supporting a broader clinician base as a provincial service. We have provided access to a number of interested stakeholder partners, and if you are interested please contact us to review how the tool may serve your needs.

### **Supporting Our Partners**

OntarioMD now supports over 16,000 clinicians with innovative digital health and quality improvement tools and approaches to address their practice needs. OntarioMD also supports its partners using a streamlined onboarding approach that bundles multiple digital health offerings into a single visit, which is more efficient and convenient for clinicians.

***eHealth Ontario, Toronto Central LHIN, Northern and Eastern Region LHINs, University Health Network*** - OntarioMD is actively onboarding primary care physicians for the Digital Health Services Bundle on behalf of its partners, eHealth Ontario, Toronto Central (TC) LHIN, the Northern and Eastern Region (NER) LHINs, University Health Network (UHN) and the Ontario Telemedicine Network (OTN). OntarioMD is working with additional LHINs to expand this model. Onboarding is well underway in the TC LHIN area. The Digital Health Services Bundle includes:



- **ONE® ID** - eHealth Ontario's identity and access management service that enables health care providers to access secure provincial digital health assets such as eConsult.
- **ONE Mail** - eHealth Ontario's encrypted email service that lets registered health care professionals share patient information quickly, confidently and securely.
- **ConnectingOntario Clinical Viewer** – A secure web-based portal that enables authorized health care providers to view digital health records from across Ontario.
- **eConsult** – A provincial digital health service that lets family physicians consult with specialists across the province to get the best care possible for their patients.

**Ontario Telemedicine Network (OTN)** - OntarioMD is working with OTN to integrate virtual care solutions with provider electronic medical records (EMRs) and make it easier for physicians to engage in powerful virtual care applications. We are also supporting the deployment of an array of OTN's integrated virtual care tools, including eConsult and eVisit Primary Care (a pilot in partnership with Ontario's LHINs to connect patients with their family physicians via secure messaging, audio and video) and is providing change management and adoption support and privacy and security training to many OTN member physicians using these services. OTN, in turn, is collaborating with OntarioMD on the integration of the OTN eConsult platform with OntarioMD-certified EMRs and is leveraging OntarioMD's Health Report Manager (HRM) to deliver patient documentation to EMRs.

**Ministry of Health and Long-Term Care** – OntarioMD welcomes the opportunity to work on immunization reporting directly through certified electronic medical records (EMRs). An integrated approach will allow physicians to submit and view their patients' immunization data through the Digital Health Immunization Repository (DHIR) to ensure they and Public Health Units have the most up-to-date immunization information to protect Ontarians from infectious diseases. This work has been initiated and will continue while the requirement to report immunizations has been paused.

### **OntarioMD Educational Events**

OntarioMD offers a range of learning opportunities as part of our commitment to educating physicians and their staff on digital health best practices. Twice a year, OntarioMD hosts the EMR: Every Step Conference, the largest conference series in Canada dedicated to digital health and EMRs. We also host about 12 regional seminars and present and exhibit at many digital health and primary care events. During June, OntarioMD exhibited at SEAMO 2018 Research & Innovation Showcase, Health Shared Services Ontario's Achieving Excellence Together Conference and several other regional events. We would be pleased to speak at events hosted by LHINs and other stakeholders.

### ***On the Road with OntarioMD***

Our 'On the Road with OntarioMD' regional educational seminars were held on June 6 in Thunder Bay, on June 13 in North Bay and on June 27 in Sudbury. These seminars offer one hour of didactic learning on Partnered Efforts in Safe Opioid Prescribing. The presentation is followed by small group learning with Peer Leaders who use the same EMRs as the attendees. Attendee feedback continues to be excellent and physicians and their staff have said they value the Peer Leader presentation and the time



they get to spend with the Peer Leaders at the table discussions. The sessions are CME-accredited by the College of Family Physicians of Canada's Ontario Chapter for two hours of Mainpro+ credits.

During 'On the Road' events, attendees can enroll in OntarioMD products and services and ONE ID. The next seminars will resume in the fall in other markets and focus on a new topic relevant to physician practices.

### ***EMR: Every Step Conferences***

Registration is now open for the EMR: Every Step Conference in Toronto on September 27 at <https://www.ontariomd.ca/pages/emr-every-step-conference---toronto-2018.aspx>. The early bird rate is available until July 31. The Toronto conference attracts close to 1,000 attendees annually. The agenda for the conference is generated by a Call for Abstracts. The conference agenda is now available on OntarioMD.ca.

## **2. Introduction**

The purpose of this report is to provide OntarioMD's partners and stakeholders with a monthly update on the provincial view of community-based family physicians' and community specialists' adoption and optimized use of certified EMRs and other digital health tools and services integrated with certified EMRs. Except where indicated, this report does not include information about adoption of the referenced digital health applications by nurse practitioners or other health care service providers.

By helping physicians become more proficient EMR users, OntarioMD helps them realize the clinical value and full potential digital health tools and services. These tools and services are improving Ontarians' access to care and improving clinical outcomes through integration with EMRs and an increasingly integrated and coordinated health care system.

## **3. OntarioMD and Local Health Integration Networks**

OntarioMD is focused on the delivery of digital health products and services that translate into clinical value for physicians and their patients. OntarioMD has the infrastructure, relationships and experience to deliver cost-effectively the full spectrum of high quality digital health programs and services for clinicians across the province. It works closely, and in partnership, with other health care organizations across the province, including the 14 Local Health Integration Networks (LHINs).

Our regional Practice Advisors take a holistic approach to working with physician practices, bundling products and change management services on behalf of the LHINs for efficient visits to practices. This



reduces multiple touchpoints to the physician office and streamlines training and onboarding so the physicians can spend less time on administration and more time on patient care.

## What We Do

- Connect physician practices to digital health tools that improve access to care, clinical outcomes and decision-making, such as OntarioMD's Health Report Manager (HRM), eNotifications, the EMR Quality Dashboard, eConsult and the Ontario Laboratories Information System (OLIS). We are also deploying the ConnectingOntario Clinical Viewer, ONE® Mail and ONE ID on behalf of eHealth Ontario and many LHINs.
- Provide physicians with trusted advice, guidance and support from OntarioMD Practice Advisors, located across Ontario, to optimize EMR and digital health use and realize quality improvements
- Provide in-depth, hands-on support for physicians' quality improvement goals through the EMR Practice Enhancement Program (EPEP)'s experienced Practice Enhancement Consultants
- Mentor physician practices with practical EMR tips from physician, nurse and clinic manager Peer Leaders who understand how physicians practice and share their expertise with the same EMR
- Manage EMR vendors and deliver a trusted EMR certification program that assesses and monitors EMR offerings for compliance with the Ontario EMR Specifications. OntarioMD certification provides assurance to physicians that their EMRs are providing clinical value and are facilitating the exchange of EMR data. Vendors know that OntarioMD understands clinicians and how to bring digital health tools into their practices.

## 4. OntarioMD Products and Services

OntarioMD products and services are provincial digital health assets centred around patients. Enabling the flow of patient information directly to OntarioMD-certified EMRs supports:

- Access to care, services and health information
- Enhances the efficiency of the health system
- Strengthens quality, effectiveness and accountability
- Stimulates innovation and growth

OntarioMD receives funding from the Ministry of Health and Long-Term Care (MOHLTC), with a mandate to support connectivity, interoperability, and integration of EMRs with the digital health delivery system more broadly and to work with clinicians to optimize the clinical value of their certified EMRs to provide enhanced care to their patients.





## CLIENT SERVICES AND ENGAGEMENT

OntarioMD Practice Advisors work closely with physician practices to address their needs and enable them to enhance clinical value through technology. They assist practices to successfully navigate enrolment, onboarding and deployment processes, including completing subscription agreements for products such as Health Report Manager (HRM). They work with EMR vendors when necessary to facilitate connectivity, educate on functionality and to advocate when issues arise; all to ensure optimized use of the EMR and enhance the quality of care for patients.

With partner LHINs, Practice Advisors work to ensure the efficient delivery of products and services that meet regional needs and provincial priorities.

Practice Advisors and Practice Enhancement Consultants work locally in all LHINs and provide change management services to integrate physician practices with new digital health solutions that provide immediate clinical value. They support physicians and their staff through the EMR Practice Enhancement Program (EPEP) to develop step-by-step advice and plans, tools and techniques based on the specific needs of patients and the practice all designed to optimize use of the EMR and other digital health tools. Their knowledge and expertise lead to improvements in practice efficiency and a better experience for patients and practice staff.

Some of the top examples of how Practice Advisors and Practice Enhancement Consultants have helped practices include change management strategies for improving:

- Data standardization, quality and integrity
- Preventive care
- Internal workflow processes to enhance the patient experience
- Communications, etc.

In addition to the many improvements Practice Advisors and Practice Enhancement Consultants can facilitate, they have also shared their experience in using EMRs and other digital health tools to:

- Manage chronic diseases
- Eliminate appointment backlogs
- Manage documents
- Conduct effective queries, and much more.





## EMR PRACTICE ENHANCEMENT PROGRAM

The EMR Practice Enhancement Program (EPEP) is a provincial change management service designed to help physicians enhance their EMR skills and efficiency to improve clinical and practice outcomes. No matter the current level of EMR skill, EPEP offers a current state analysis of EMR use, practice workflow and data quality to help physicians move beyond data capture and use information to improve patient care and practice efficiency to the physician's desired level of EMR maturity.

EPEP is based on OntarioMD's [EMR Maturity Model](#), an evidence-based framework for measuring, understanding and enhancing EMR use. The program provides in-depth, hands-on support from Practice Enhancement Consultants (PECs). PECs are expert EMR users, and help physicians create a plan, enriched with quality improvement methodology, that reflects unique practice priorities, leading to improved workflow, efficiency and patient care.

To get started with EPEP, physicians are encouraged to complete an [EMR Progress Assessment \(EPA\)](#), which is designed to help physicians identify their current EMR skill level and areas in which they would like to improve. Email [epep@ontariomd.com](mailto:epep@ontariomd.com) for more information or to request a consultation.



## PEER LEADER PROGRAM

OntarioMD's Peer Leader Program is a provincial network of physicians, nurses and clinic managers who are expert users of OntarioMD-certified EMRs. They support physician practices to realize increasing clinical value from their EMRs.

Peer Leaders provide consulting services to physician practices that can lead to more efficient EMR use and workflow, optimization of existing EMR functions and access to additional ones, improved clinical decision support, and much more. They also provide guidance to OntarioMD on physician practice perspectives and priorities with regards to the development of innovation and enhancements to current OntarioMD programs. Peer Leaders are highly skilled thinkers in advanced EMR and digital health use, moving health system policy to practice, and quality improvement.

Contact [peer.leader.program@ontariomd.com](mailto:peer.leader.program@ontariomd.com) to request a Peer Leader. Peer Leaders are also available for consultation at OntarioMD's EMR: Every Step Conferences, our 'On the Road with OntarioMD' educational seminars, and other regional events.





Health Report Manager (HRM) is an award-winning digital health solution developed by OntarioMD. It improves communication among health care providers by enabling physician practices using an OntarioMD-certified electronic medical record (EMR) to securely receive patient reports electronically from hospitals and other health care facilities directly into their EMRs. By eliminating paper reports, HRM makes report delivery safer and more secure while saving time and money for both hospitals and specialty facilities that send reports as well as the physician practices that receive them.

More than 9,000 physicians in the 14 LHINs across Ontario are now receiving reports from hundreds of hospitals, as well as eNotifications, Ontario Telemedicine Network telehomecare reports, and reports from the Centre for Mental Health and Addictions (CAMH). Physician practices are benefitting from the security, scalability, ease, and speed of HRM report delivery to follow up with their patients and continue appropriate treatment. OntarioMD Practice Advisors have worked with thousands of physicians to incorporate HRM into their workflow to better inform clinical decisions that result in better patient outcomes and more efficient practices.

OntarioMD is leading the expansion and continuous enhancement of HRM across the province in collaboration with the LHINs and other delivery partners. To sign up for HRM, email [report.manager@ontariomd.com](mailto:report.manager@ontariomd.com).



eNotifications are sent through HRM to alert physicians and their practices in real time when a patient has been discharged from an emergency department, or admitted or discharged from an in-patient unit. Physicians receive them much sooner than discharge summaries, which take longer for hospitals to prepare and transmit. Thanks to their timeliness, eNotifications improve care coordination between hospitals and family physicians, especially with respect to hospital visits of complex care patients. eNotifications also support Health Links by enabling faster and safer follow-up treatment, and potentially reducing hospital readmissions. Physicians already connected to HRM will automatically receive eNotifications. Once they do, OntarioMD Practice Advisors can assist clinicians to understand how eNotifications fit into their workflows. eNotifications have been recognized by Accreditation Canada as a Leading Practice for communication and patient safety.

OntarioMD is leading the expansion of eNotifications to primary care across the province and works collaboratively with Health Shared Services Ontario and LHINs towards enabling hospitals to send eNotifications. For more information on using eNotifications, email [enotifications@ontariomd.com](mailto:enotifications@ontariomd.com).





## EMR CERTIFICATION PROGRAM

OntarioMD is Ontario's EMR certification body and manages the EMR Certification Program. The EMR Certification Program is the only current mechanism in Ontario through which to translate Ministry priorities, manage EMR vendors and drive EMR use by physicians. OntarioMD has well over 10 years of experience working with EMR vendors and their products and vendors value OntarioMD's understanding of clinician practices and their experience in delivering digital health tools integrated with EMRs.

Certified EMRs are a mandatory requirement for physician practices to access provincial digital health applications such as HRM, eNotifications and OLIS. More than 15,000 physicians and over 1,000 nurse practitioners use OntarioMD-certified EMR products. The EMR Certification Program continuously evolves certified EMRs, taking into account physicians' needs and the future of digital health in Ontario and the rest of Canada. It also helps physician practices leverage new EMR functionality that leads to their optimized use of a certified EMR.

OntarioMD has moved to open certification, which allows new vendors to apply for certification at any time and enables OntarioMD to respond more quickly to evolving system needs. For more information, email [emr@ontariomd.com](mailto:emr@ontariomd.com).



## OLIS DEPLOYMENT

OntarioMD is leading the deployment of OLIS to physician practices on behalf of eHealth Ontario. OLIS is a system that connects hospitals, community laboratories, public health laboratories and practitioners to facilitate the secure electronic exchange of laboratory test orders and results. Clinicians using an OntarioMD-certified EMR can access the latest lab results for their patients or perform patient queries. To sign up for OLIS, email [support@ontariomd.com](mailto:support@ontariomd.com).



## PRIVACY TRAINING AND RESOURCES

OntarioMD provides privacy, security and legal expertise to physician practices to educate them about their role and responsibilities as Health Information Custodians under the *Personal Health Information Protection Act* (PHIPA). Privacy and security tools and resources are available to all physicians and are regularly updated to address emerging technology or new cyberthreats. OntarioMD offers a comprehensive online Privacy and Security Training Module to support community-based physicians' access to provincial digital health assets. The module covers topics such as safeguarding PHI and other



confidential data from breaches, and how to comply with obligations under PHIPA. Completion of the module is a prerequisite for enrolment into the ConnectingOntario Clinical Viewer and other digital health programs.

The OntarioMD Privacy and Security Training Module was developed with input from the College of Physicians and Surgeons of Ontario (CPSO), the Canadian Medical Protective Association (CMPA), the Ontario Medical Association (OMA) and eHealth Ontario. It has been certified as a Self-Learning Program by the College of Family Physicians of Canada for two Mainpro+ credits.

The OntarioMD Privacy and Security Training Module is available at OntarioMD.ca, and can be accessed from any device that connects to the Internet. Physicians and their staff must be registered users of OntarioMD.ca to access the training and can log in with their email and password. In addition to the online training, OntarioMD.ca offers supplementary resources that all health care professionals can download for reference.



## EMR: EVERY STEP CONFERENCE

The EMR: Every Step Conference is OntarioMD's flagship event and Canada's largest EMR conference series. It is focused on educating physician practices on realizing the full benefits of a certified EMR and other digital health tools.

Two conferences are held each year in locations across Ontario. The conference in Toronto attracts close to 1,000 attendees each year. Attendees pick up valuable EMR optimization tips, hear about the latest digital health innovations for primary care, and gain quality improvement advice at educational sessions offered across different streams of learning. The conferences provide up to 7.5 Mainpro+ credits for family physicians and the credits are transferrable for specialists. Registration is now open for our 2018 EMR: Every Step conference in Toronto on September 27, 2018. Content for the Toronto conference is developed from abstracts submitted by physicians and their staff as well as stakeholders. To learn more, [visit ontariomd.ca](http://visit.ontariomd.ca) or contact [omd.events@ontariomd.com](mailto:omd.events@ontariomd.com).



## 5. Proof of Concepts 2018



### eCONSULT DEPLOYMENT AND EMR INTEGRATION

OntarioMD continues to deploy eConsult and expand eConsult EMR Integration in collaboration with eHealth Ontario and OTN to more users of Accuro® EMR and OSCAR. The eConsult EMR Integration complements physician workflow when using eConsult and promotes increased adoption by EMR users. The initiative aligns with the provincial architectural blueprint to integrate EMRs with provincial digital health assets.

The learnings from the first phase of the initiative were incorporated into a draft Specification for eConsult EMR Integration which OntarioMD has published for all EMR vendors on OntarioMD.ca.



### EMR QUALITY DASHBOARD

OntarioMD is leading an initiative that is demonstrating continuous quality improvement in the clinical value of EMRs through an EMR Quality Dashboard. The Dashboard provides a framework for real-time access to an introductory set of high-value provincial indicators from Health Quality Ontario (HQO), the Canadian Institute for Health Information (CIHI) and the Association of Family Health Teams of Ontario (AFHTO), along with indicators to improve management of physician practices. An example of an indicator is the percentage of eligible patients within a roster who have been screened for colorectal cancer. Physicians will see this indicator and other population health indicators at a glance and can develop action plans for proactive patient care.

OntarioMD worked with TELUS Health and OSCAR EMR and over 100 physicians on Phase 1 of the EMR Quality Dashboard Proof of Concept. The [Phase 1 Benefits Evaluation](#), [Final Report](#), a [summary of key findings and next steps](#), and [frequently asked questions](#) have been published on OntarioMD.ca.

Phase 2 of the initiative launched in October 2017 and will run to December 2018. It will expand the number of indicators in the Dashboard and will increase participation by up to 400 additional physicians to further demonstrate the framework's value. During Phase 2, we will:

- further identify and refine dashboard indicators,
- deploy to more physicians across all LHINs, and
- define a business plan for a provincial EMR Quality Dashboard solution.

For more information on OntarioMD's EMR Quality Dashboard initiative, email [EMRdashboard@ontariomd.com](mailto:EMRdashboard@ontariomd.com).



## 6. Tables by Vendor and LHIN View

**Table 1: Family Physicians, Specialists and Nurse Practitioners by OntarioMD-Certified EMR Offering per Product / Service**

EMR Vendor with a Certified EMR Offering	Physicians Live on a Certified EMR				HRM				eNotifications	Physicians Connected to OLIS <sup>1</sup>
	FP*	SP**	Unknown	Total	FP	SP	NP	Live		
ABELSoft Corporation	210	263	13	486	64	68	1	133	77	364
Alpha Healthcare Inc.	50	16	2	68	34	6		40	38	58
Canada Health Systems Inc.	311	111	18	440	175	55	1	231	189	294
Indivica Inc.	480	97	11	588	373	73	3	449	398	243
OSCAR EMR	1,271	671	16	1,958	700	288	17	1,005	807	933
P&P Data Systems Inc.	458	87	4	549	154	10	8	172	152	294
QHR Technologies Inc.	1,879	1,663	189	3,731	1,116	832	118	2,066	1,240	3,313
TELUS	5,493	1,261	152	6,906	3,697	529	476	4,702	3,928	5,814
YES Medical Systems	9	40	6	55	3	16		19	10	49
York-Med Systems Inc.	35	63	2	100	12	22		34	18	76
<b>Total</b>	<b>10,196</b>	<b>4,272</b>	<b>413</b>	<b>14,881<sup>2</sup></b>	<b>6,328</b>	<b>1,899</b>	<b>624</b>	<b>8,851</b>	<b>6,857</b>	<b>11,438</b>

<sup>1</sup> Source: eHealth Ontario

<sup>2</sup> Numbers reflect the actual number of physicians, not funding positions.

\* FP = Community-based Family Physicians

\*\* SP = Community-based Specialists



**Table 2: Product Penetration by Community-Based Family Physicians and Specialists by LHIN**

LHIN	No. of Physicians participating in provincial product / service <sup>1</sup>					Estimated number of FP and SP <sup>3</sup>			FP Penetration
	FP	SP	Unknown	Total	Change <sup>2</sup>	FP	SP <sup>5</sup>	Total	%
1. Erie St. Clair	347	187	16	550	12	462	473	935	75%
2. South West	777	259	25	1,061	36	884	1,225	2,109	88%
3. Waterloo Wellington	565	218	17	800	9	672	562	1,234	84%
4. Hamilton Niagara	958	485	26	1,469	35	1,165	1,765	2,930	82%
5. Central West	502	239	18	759	9	648	523	1,171	77%
6. Mississauga Halton	850	307	26	1,183	22	1,064	980	2,044	80%
7. Toronto Central	1,351	770	40	2,161	58	1,703	3,918	5,621	79%
8. Central	1,240	624	43	1,907	33	1,655	1,600	3,255	75%
9. Central East	1,014	438	28	1,480	46	1,186	1,118	2,304	85%
10. South East	479	86	16	581	12	516	649	1,165	93%
11. Champlain	1,328	471	27	1,826	24	1,575	1,985	3,560	84%
12. North Simcoe Muskoka	392	130	10	532	5	442	345	787	89%
13. North East	415	102	13	530	13	588	436	1,024	71%
14. North West	191	73	4	268	0	304	193	497	63%
<b>Total</b>	<b>10,410</b>	<b>4,391</b>	<b>413</b>	<b>15,214<sup>4</sup></b>	<b>294</b>	<b>12,864</b>	<b>15,772</b>	<b>28,636</b>	<b>81%</b>

<sup>1</sup> Includes physicians participating in the EMR Adoption Program, HRM and OLIS

<sup>2</sup> Number reflects physicians who may have withdrawn or moved LHIN boundaries during the reporting period, and where LHIN information was unavailable from the data source.

<sup>3</sup> Source: OPHRDC (Ontario Physician Human Resource Data Centre) 2017 – please note that the total number of FPs and SPs reflects an increase of 836 physicians to the 2015 OPHRDC data point.

<sup>4</sup> Includes physicians where LHIN information was unavailable. Numbers reflect the actual number of physicians, not funding positions.

<sup>5</sup> Includes community and hospital-based specialists



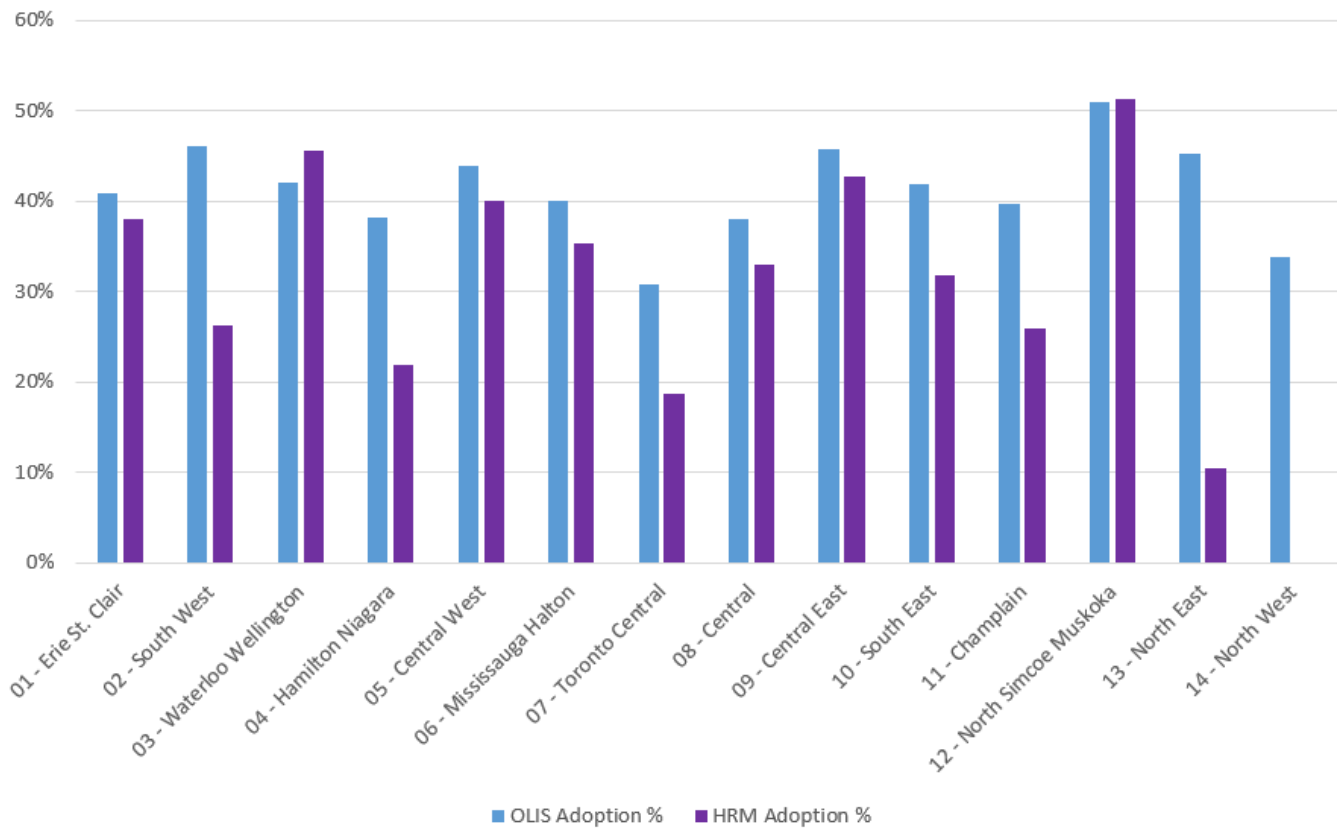
**Table 3: HRM Product Penetration by Community-Based Family Physicians, Specialists and Nurse Practitioners by LHIN**

LHIN	Clinicians LIVE on HRM					Physicians Using eNotifications
	FP	SP	NP	Total	Change <sup>1</sup>	Total
1. Erie St. Clair	272	86	91	449	29	339
2. South West	483	71	62	616	30	446
3. Waterloo Wellington	450	117	63	630	18	475
4. Hamilton Niagara	490	154	9	653	23	548
5. Central West	327	143	17	487	12	345
6. Mississauga Halton	565	159	25	749	18	600
7. Toronto Central	757	297	37	1,091	63	909
8. Central	777	308	21	1,106	23	876
9. Central East	735	255	81	1,071	46	767
10. South East	347	26	72	445	5	376
11. Champlain	721	202	59	982	44	781
12. North Simcoe Muskoka	331	77	82	490	2	342
13. North East	101	7	21	129	2	105
14. North West						
<b>Total</b>	<b>6,356</b>	<b>1,902</b>	<b>640</b>	<b>8,898</b>	<b>315</b>	<b>6,909</b>

<sup>1</sup>Number reflects clinicians who may have withdrawn or moved LHIN boundaries during the reporting period, and where LHIN information was unavailable from the data source.



## Provincial Product/Service Penetration by LHIN





**Table 4: eConsult Product Penetration by Physicians and Nurse Practitioners by LHIN**

LHIN	Physicians and NPs on eConsult
	Total <sup>1</sup>
1. Erie St. Clair	254
2. South West	592
3. Waterloo Wellington	426
4. Hamilton Niagara	610
5. Central West	197
6. Mississauga Halton	445 <sup>2</sup>
7. Toronto Central	1,057
8. Central	498
9. Central East	433
10. South East	453 <sup>3</sup>
11. Champlain	1,442 <sup>4</sup>
12. North Simcoe Muskoka	394
13. North East	621
14. North West	296
<b>Total</b>	<b>7,718</b>

<sup>1</sup> Provisioned (live) Physicians and NPs

<sup>2</sup> Includes physicians and NPs using eConsult BASE™ and OTN eConsult in Mississauga Halton LHIN

<sup>3</sup> Includes physicians and Nurse Practitioners using OTN BASE eConsult (SEAMO Pilot) and OTN eConsult in South East LHIN

<sup>4</sup> Includes physicians and Nurse Practitioners using eConsult and OTN eConsult in Champlain LHIN.



**Table 5: EMR Quality Dashboard Phase 2 Physician Participation by LHIN**

LHIN	Forecast Target	Onboarded	Deployed	Training complete
01-Erie St. Clair	34	28	26	1
02-South West	34	36	23	23
03-Waterloo Wellington	42	33	25	25
04-Hamilton Niagara	32	50	34	34
05-Central West	23	22	13	6
06-Mississauga Halton	33	31	30	17
07-Toronto Central	39	34	30	30
08-Central	41	42	35	23
09-Central East	33	54	29	23
10-South East	35	12	6	5
11-Champlain	32	38	33	30
12-North Simcoe Muskoka	35	25	15	3
13-North East	43	32	25	7
14-North West	36	11	8	3
<b>Total:</b>	<b>492</b>	<b>448</b>	<b>332</b>	<b>230</b>

**Table 6: Privacy & Security Training Completed by LHIN**

LHIN	Privacy Training Completion by Role (as of June 30, 2018)		Total
	Physician	Sponsored User	
1. Erie St. Clair	1	0	1
2. South West	5	1	6
3. Waterloo Wellington	9	66	75
4. Hamilton Niagara	9	0	9
5. Central West	2	5	7
6. Mississauga Halton	6	25	31
7. Toronto Central	73	22	95
8. Central	11	14	25
9. Central East	11	4	15
10. South East	7	0	7
11. Champlain	14	5	19
12. North Simcoe Muskoka	1	1	2
13. North East	4	6	10
14. North West	1	9	10
<b>Total</b>	<b>154</b>	<b>158</b>	<b>312</b>



## 7. Appendices

### Definitions:

**LHIN Penetration:** The % of eligible physicians or hospitals using provincial product/service; the % penetration for all LHINs is based on the denominator of 28,636 eligible physicians across all LHINs.

**Ontario Average:** Average % of eligible physicians or hospitals using product across all LHINs;

### 1.1 Appendix A: LHIN 1 – Erie St. Clair

LHIN 1 - Provincial Product/Service % Penetration			
Product	LHIN 1 Penetration <sup>1</sup>	Change	Ontario Average
eNotifications (Hospitals)*	78%		25%
HRM (Physicians)	38%		30%
HRM (Hospitals)	89%		76%
OLIS (Physicians)*	41%	1%	41%

\*OntarioMD has re-counted eligible hospital sites for HRM and eNotifications to align with the Ministry of Health and Long-Term Care's (MoHLTC) Eligible Hospital Sites. Details of additional sites and their effect on penetration rates were provided in the April 2018 LHIN Report.

LHIN 1 – Physicians by Vendor/OntarioMD Service						
EMR Vendor	Physicians Live on Certified EMR <sup>2</sup>				HRM	OLIS* Access Through EMR
	GP	SP	Unknown	Total		
ABELSoft Corporation	10	13	5	28	6	19
Alpha Healthcare Inc.	4	1		5	4	5
Canada Health Systems Inc.	6	3		9	3	3
Indivica Inc.		1		1	1	1
OSCAR EMR	20	12		32	13	10
P&P Data Systems Inc.	2	2		4	2	1
QHR Technologies Inc.	115	97	8	220	143	160
TELUS	185	37	3	225	169	169
YES Medical Systems	2	6		8	5	8
York-Med Systems Inc.	1	10		11	9	6
<b>Total</b>	<b>345</b>	<b>182</b>	<b>16</b>	<b>543</b>	<b>355</b>	<b>382</b>

\*Source: eHealth Ontario

<sup>1</sup> HRM Penetration is based on Live Physicians, not Enrolled Physicians.

<sup>2</sup> Numbers have been updated to reflect the actual number of physicians, not funding positions.



LHIN 1 - Physicians by OntarioMD-Certified Vendor/Sub-Region <sup>1 2</sup>						
OntarioMD Certified Vendor	Chatham City Centre	Essex South Shore	Lambton	Rural Kent	Tecumseh Lakeshore Amherstburg LaSalle	Windsor
ABELSoft Corporation	3	2	4		1	18
Alpha Healthcare Inc.					5	
Canada Health Systems Inc.					9	
Indivica Inc.					1	
OSCAR EMR	3		14		1	14
P&P Data Systems Inc.					1	3
QHR Technologies Inc.	38	30	32	15	18	82
TELUS	32	5	51		19	117
YES Medical Systems						8
York-Med Systems Inc.						4
<b>Total</b>	<b>83</b>	<b>37</b>	<b>101</b>	<b>15</b>	<b>40</b>	<b>261</b>

<sup>1</sup> Numbers have been updated to reflect the actual number of physicians, not funding positions.

<sup>2</sup> Please see Executive Notes for an explanation of slight discrepancies between LHIN and sub-region totals.

LHIN 1- Physicians by Sub-Region /Service			
Sub-Region	Physicians Live on Certified EMR <sup>1 2</sup>	HRM	OLIS* Access Through EMR
Chatham City Centre	83	60	61
Essex South Shore	37	26	34
Lambton	101	69	60
Rural Kent	15	14	22
Tecumseh Lakeshore Amherstburg LaSalle	40	26	28
Windsor	261	156	172
<b>Total</b>	<b>537</b>	<b>351</b>	<b>377</b>

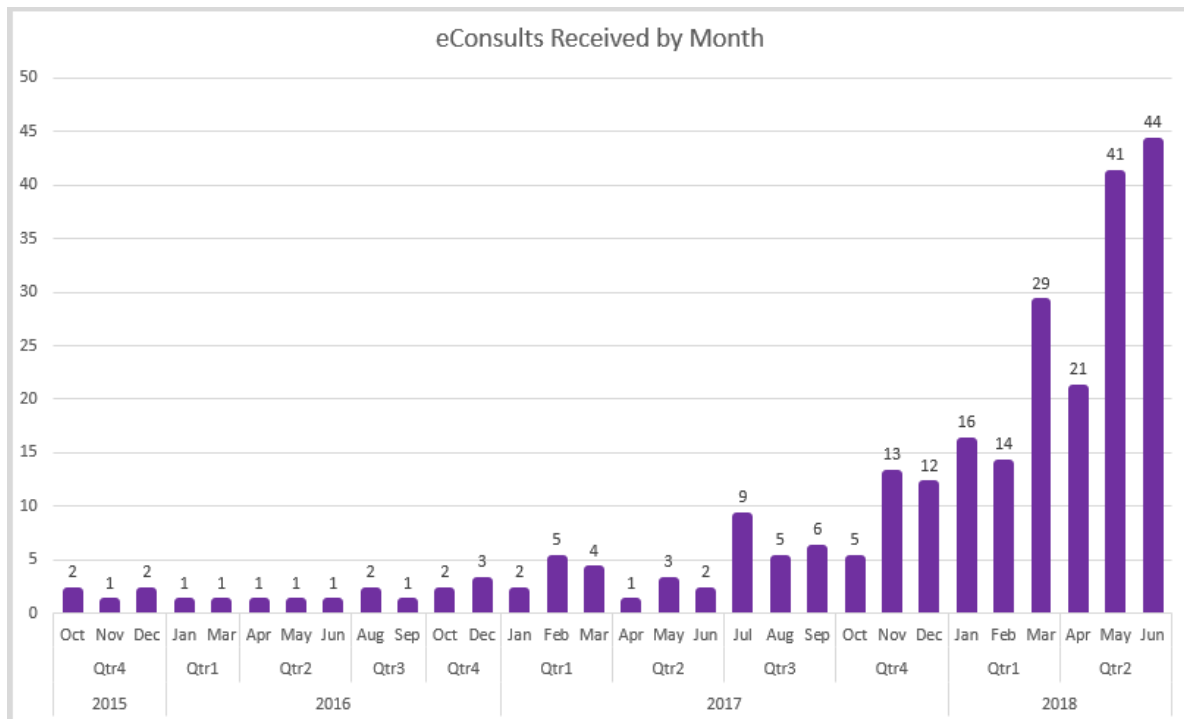
\*Source: eHealth Ontario

<sup>1</sup> Numbers have been updated to reflect the actual number of physicians, not funding positions.

<sup>2</sup> Please see Executive Notes for an explanation of slight discrepancies between LHIN and sub-region totals.

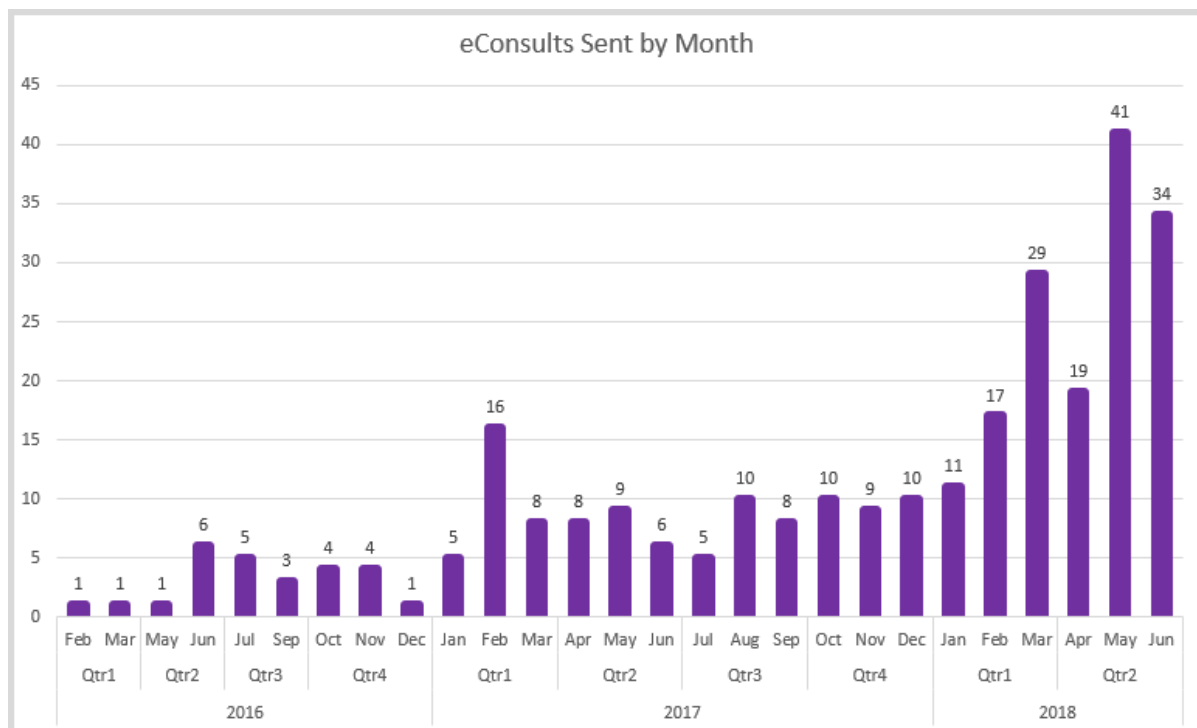


## Number of eConsults Received by LHIN 1 Specialists through the Ontario eConsult Program\*



\*Includes eConsults from Requesting Clinicians from inside and outside the LHIN

## Number of eConsults Sent by LHIN 1 Requesting Clinicians - Ontario eConsult Program\*\*



\*\*Includes eConsults sent to Specialists inside and outside the LHIN



## 1.2 Appendix B: LHIN 2 – South West

LHIN 2 – Provincial Product/Service % Penetration			
Product	LHIN 2 Penetration <sup>1</sup>	Change	Ontario Average
eNotifications (Hospitals)*	37%		25%
HRM (Physicians)	26%		30%
HRM (Hospitals)	100%		76%
OLIS (Physicians)*	46%	1%	41%

\*OntarioMD has re-counted eligible hospital sites for HRM and eNotifications to align with the Ministry of Health Eligible Hospital Sites. Details of additional sites and their effect on penetration rates were provided in the April 2018 LHIN Report.

LHIN 2 – Physicians by Vendor/OntarioMD Service						
EMR Vendor	Physicians Live on Certified EMR <sup>2</sup>				HRM	OLIS* Access Through EMR
	GP	SP	Unknown	Total		
ABELSoft Corporation	11	7		18	2	20
Alpha Healthcare Inc.						
Canada Health Systems Inc.	5	4		9	1	10
Indivica Inc.						1
OSCAR EMR	45	25		69	27	38
P&P Data Systems Inc.	1	1		2		5
QHR Technologies Inc.	260	101	15	376	169	392
TELUS	439	113	10	562	353	502
YES Medical Systems		2		2		1
York-Med Systems Inc.	9	3		12	2	4
<b>Total</b>	<b>770</b>	<b>256</b>	<b>25</b>	<b>1,051</b>	<b>554</b>	<b>973</b>

\* Source: eHealth Ontario

<sup>1</sup> HRM Penetration is based on Live Physicians, not Enrolled Physicians.

<sup>2</sup> Numbers have been updated to reflect the actual number of physicians, not funding positions.



LHIN 2 - Physicians by OntarioMD-Certified Vendor/Sub-Region <sup>1 2</sup>					
OntarioMD Certified Vendor	Elgin	Grey Bruce	Huron Perth	London Middlesex	Oxford
ABELSoft Corporation	8	1	1	6	2
Alpha Healthcare Inc.					
Canada Health Systems Inc.		3	3	2	1
Indivica Inc.					
OSCAR EMR	1	8	7	48	3
P&P Data Systems Inc.			1		
QHR Technologies Inc.	14	65	45	207	26
TELUS	45	103	93	259	53
YES Medical Systems				2	
York-Med Systems Inc.		1	8	3	
<b>Total</b>	<b>68</b>	<b>181</b>	<b>158</b>	<b>527</b>	<b>85</b>

<sup>1</sup> Numbers have been updated to reflect the actual number of physicians, not funding positions.

<sup>2</sup> Please see Executive Notes for an explanation of slight discrepancies between LHIN and sub-region totals.

LHIN 2 - Physicians by Sub-Region /Service			
Sub-Region	Physicians Live on Certified EMR <sup>1 2</sup>	HRM	OLIS* Access Through EMR
Elgin	68	41	67
Grey Bruce	181	119	162
Huron Perth	158	75	126
London Middlesex	527	236	495
Oxford	85	56	76
<b>Total</b>	<b>1,019</b>	<b>527</b>	<b>926</b>

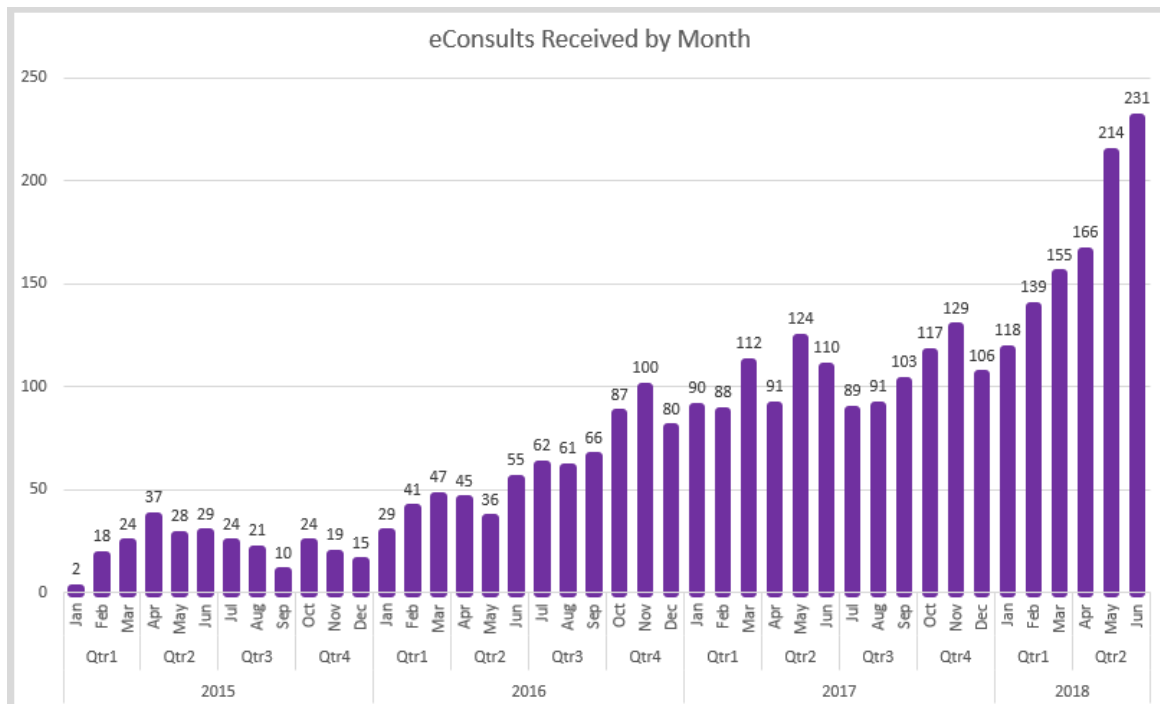
\*Source: eHealth Ontario

<sup>1</sup> Numbers have been updated to reflect the actual number of physicians, not funding positions.

<sup>2</sup> Please see Executive Notes for an explanation of slight discrepancies between LHIN and sub-region totals.

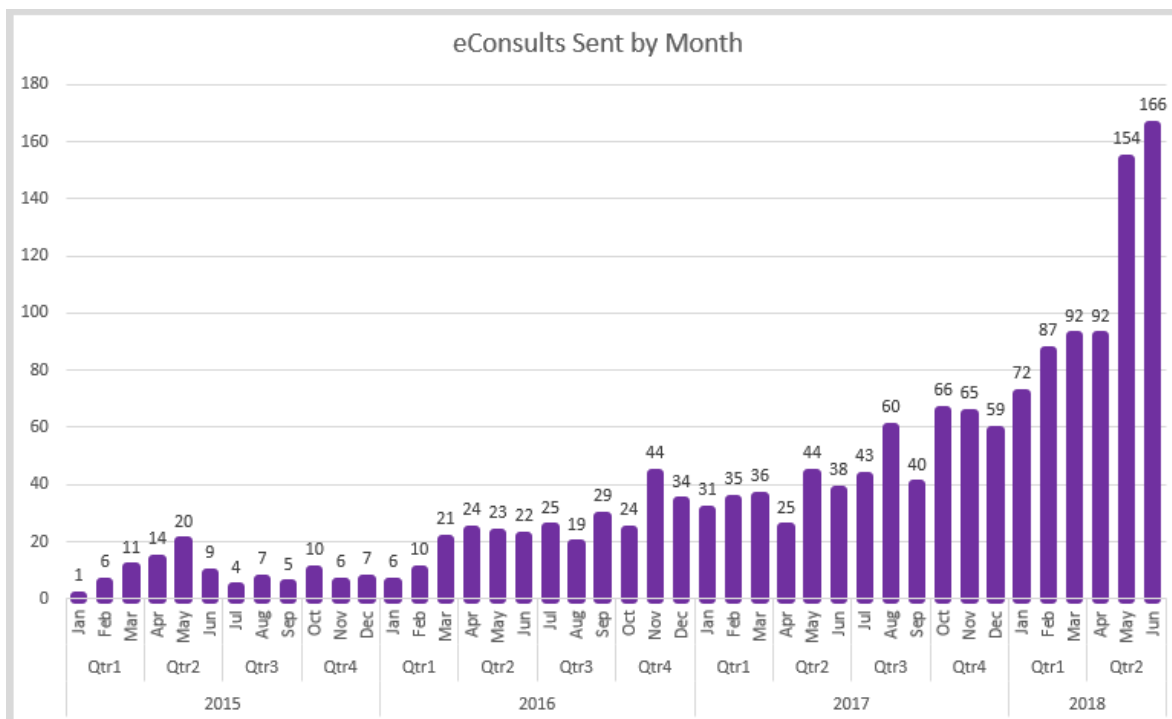


## Number of eConsults Received by LHIN 2 Specialists through the Ontario eConsult Program\*



\*Includes eConsults from Requesting Clinicians from inside and outside the LHIN

## Number of eConsults Sent by LHIN 2 Requesting Clinicians - Ontario eConsult Program\*\*



\*\*Includes eConsults sent to Specialists inside and outside the LHIN



### 1.3 Appendix C: LHIN 3 – Waterloo Wellington

LHIN 3 – Provincial Product/Service % Penetration			
Product	LHIN 3 Penetration <sup>1</sup>	Change	Ontario Average
eNotifications (Hospitals)*	0%		25%
HRM (Physicians)	46%	1%	30%
HRM (Hospitals)	90%		76%
OLIS (Physicians)*	42%		41%

\*OntarioMD has re-counted eligible hospital sites for HRM and eNotifications to align with the Ministry of Health Eligible Hospital Sites. Details of additional sites and their effect on penetration rates were provided in the April 2018 LHIN Report. For LHIN 3, Grand River- Freeport Site was added in May 2018.

LHIN 3 - Physicians by Vendor/OntarioMD Service						
EMR Vendor	Physicians Live on Certified EMR <sup>2</sup>				HRM	OLIS* Access Through EMR
	GP	SP	Unknown	Total		
ABELSoft Corporation	12	2		14	10	9
Alpha Healthcare Inc.		2		2	1	3
Canada Health Systems Inc.	2	4		6	4	2
Indivica Inc.	1	8		9	8	4
OSCAR EMR	28	27		55	29	26
P&P Data Systems Inc.	31	2		33	7	3
QHR Technologies Inc.	23	95	1	119	68	56
TELUS	459	65	16	540	434	409
YES Medical Systems		3		3	1	4
York-Med Systems Inc.		6		6	1	4
<b>Total</b>	<b>556</b>	<b>214</b>	<b>17</b>	<b>787</b>	<b>563</b>	<b>520</b>

\* Source: eHealth Ontario

<sup>1</sup> HRM Penetration is based on Live Physicians, not Enrolled Physicians.

<sup>2</sup> Numbers have been updated to reflect the actual number of physicians, not funding positions.



LHIN 3 - Physicians by OntarioMD-Certified Vendor/Sub-Region <sup>1 2</sup>				
OntarioMD Certified Vendor	Cambridge-North Dumfries	Guelph-Puslinch	Kitchener-Waterloo-Wellesley-Wilmot-Woolwich	Wellington
ABELSoft Corporation	4		10	
Alpha Healthcare Inc.	1		1	
Canada Health Systems Inc.	3		3	
Indivica Inc.		2	7	
OSCAR EMR	27	12	16	
P&P Data Systems Inc.		9	24	
QHR Technologies Inc.	25	35	53	4
TELUS	79	132	254	71
YES Medical Systems	1		2	
York-Med Systems Inc.	1	2	3	
<b>Total</b>	<b>141</b>	<b>192</b>	<b>373</b>	<b>75</b>

<sup>1</sup> Numbers have been updated to reflect the actual number of physicians, not funding positions.

<sup>2</sup> Please see Executive Notes for an explanation of slight discrepancies between LHIN and sub-region totals.

LHIN 3 - Physicians by Sub-Region /Service			
Sub-Region	Physicians Live on Certified EMR <sup>1 2</sup>	HRM	OLIS* Access Through EMR
Cambridge-North Dumfries	141	100	78
Guelph-Puslinch	192	131	128
Kitchener-Waterloo-Wellesley-Wilmot-Woolwich	373	267	246
Wellington	75	62	68
<b>Total</b>	<b>1,766</b>	<b>560</b>	<b>520</b>

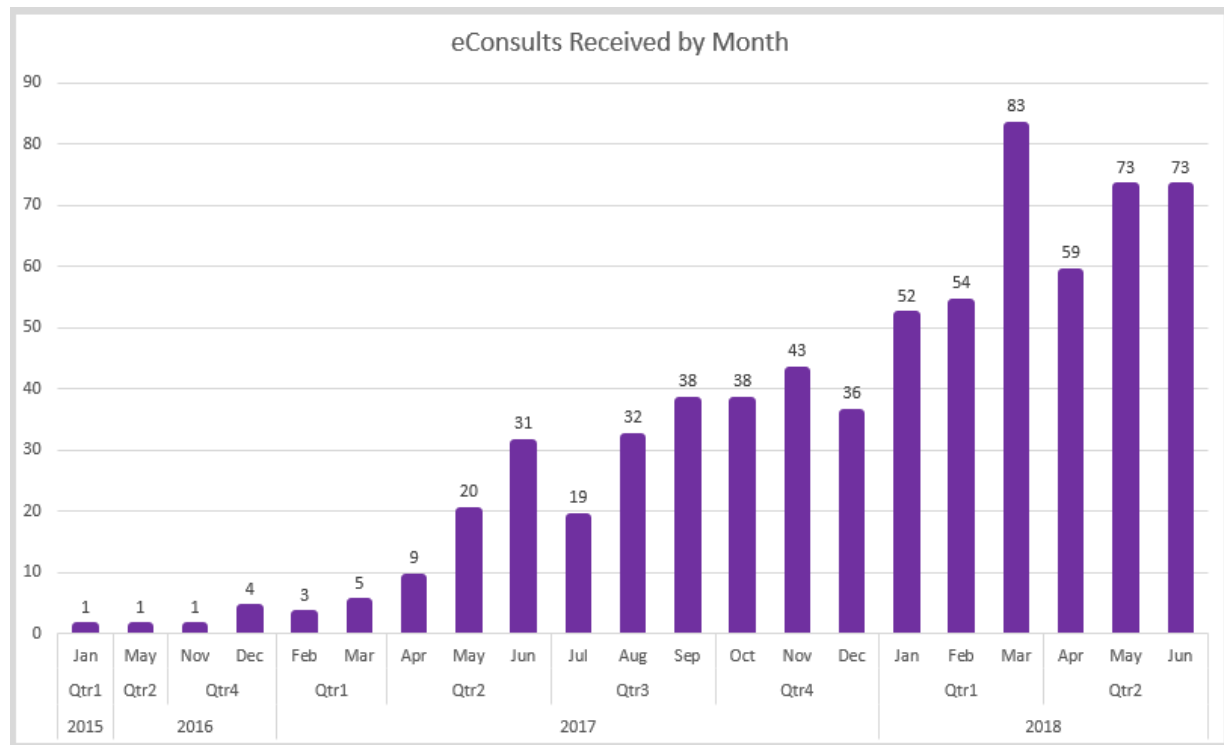
\*Source: eHealth Ontario

<sup>1</sup> Numbers have been updated to reflect the actual number of physicians, not funding positions.

<sup>2</sup> Please see Executive Notes for an explanation of slight discrepancies between LHIN and sub-region totals.

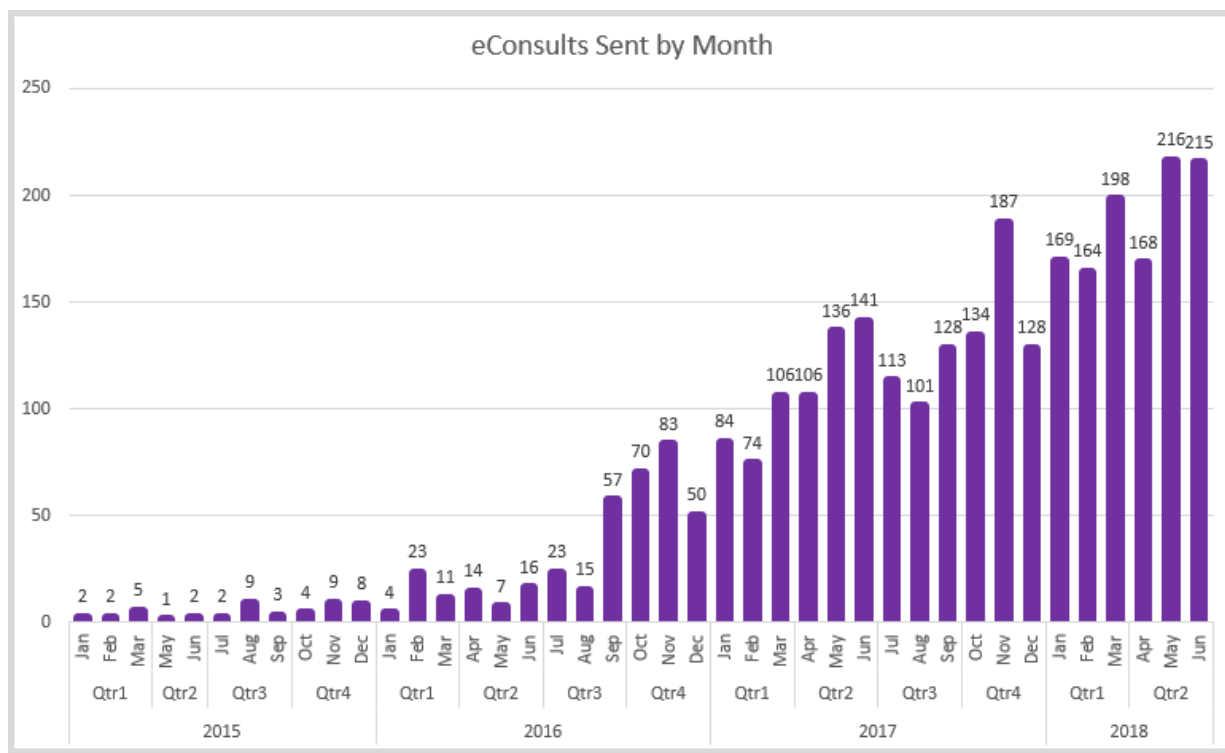


## Number of eConsults Received by LHIN 3 Specialists through the Ontario eConsult Program\*



\*Includes eConsults from Requesting Clinicians from inside and outside the LHIN

## Number of eConsults Sent by LHIN 3 Requesting Clinicians - Ontario eConsult Program\*\*



\*\*Includes eConsults sent to Specialists inside and outside the LHIN



## 1.4 Appendix D: LHIN 4 – Hamilton Niagara Haldimand Brant

LHIN 4 - Provincial Product/Service % Penetration			
Product	LHIN 4 Penetration <sup>1</sup>	Change	Ontario Average
eNotifications (Hospitals)*	76%		25%
HRM (Physicians)	22%		30%
HRM (Hospitals)	96%		76%
OLIS (Physicians)*	38%		41%

\*OntarioMD has re-counted eligible hospital sites for HRM and eNotifications to align with the Ministry of Health Eligible Hospital Sites. Details of additional sites and their effect on penetration rates were provided in the April 2018 LHIN Report. For LHIN 4, Hamilton Health Sciences – Juravinski Cancer Centre, Hamilton Health Sciences – McMaster Children’s Hospital, Hamilton Health Sciences – Ron Joyce Children’s Health Centre and Hamilton Health Sciences – Regional Rehab Centre were added in May 2018.

LHIN 4 - Physicians by Vendor/OntarioMD Service						
EMR Vendor	Physicians Live on Certified EMR <sup>2</sup>				HRM	OLIS* Access Through EMR
	GP	SP	Unknown	Total		
ABELSoft Corporation	17	35	2	54	10	51
Alpha Healthcare Inc.	1	3	1	5		5
Canada Health Systems Inc.	13	3	1	17	11	9
Indivica Inc.	10	14		24	14	10
OSCAR EMR	148	93	2	243	61	116
P&P Data Systems Inc.	32	12		44	16	34
QHR Technologies Inc.	145	203	7	355	134	309
TELUS	576	90	12	678	393	571
YES Medical Systems	1	1		2		2
York-Med Systems Inc.	1	15	1	17	5	15
<b>Total</b>	<b>944</b>	<b>469</b>	<b>26</b>	<b>1,439</b>	<b>644</b>	<b>1,122</b>

\* Source: eHealth Ontario

<sup>1</sup> HRM Penetration is based on Live Physicians, not Enrolled Physicians.

<sup>2</sup> Numbers have been updated to reflect the actual number of physicians, not funding positions.



LHIN 4 - Physicians by OntarioMD-Certified Vendor/Sub-Region <sup>1 2</sup>						
OntarioMD Certified Vendor	Brant	Burlington	Haldimand Norfolk	Hamilton	Niagara	Niagara North-West
ABELSoft Corporation	8	9		21	16	
Alpha Healthcare Inc.	2			1	2	
Canada Health Systems Inc.			1	10	6	
Indivica Inc.		6		18		
OSCAR EMR	7	21	19	156	31	8
P&P Data Systems Inc.	4			18	22	
QHR Technologies Inc.	37	59	8	135	110	3
TELUS	54	121	32	258	162	41
YES Medical Systems		1		1		
York-Med Systems Inc.			4	12	1	
<b>Total</b>	<b>112</b>	<b>217</b>	<b>64</b>	<b>630</b>	<b>350</b>	<b>52</b>

<sup>1</sup> Numbers have been updated to reflect the actual number of physicians, not funding positions.

<sup>2</sup> Please see Executive Notes for an explanation of slight discrepancies between LHIN and sub-region totals.

LHIN 4 - Physicians by Sub-Region /Service			
Sub-Region	Physicians Live on Certified EMR <sup>1 2</sup>	HRM	OLIS* Access Through EMR
Brant	112	47	85
Burlington	217	102	166
Haldimand Norfolk	64	38	44
Hamilton	630	259	499
Niagara	350	168	248
Niagara North-West	52	25	47
<b>Total</b>	<b>1,425</b>	<b>639</b>	<b>1,089</b>

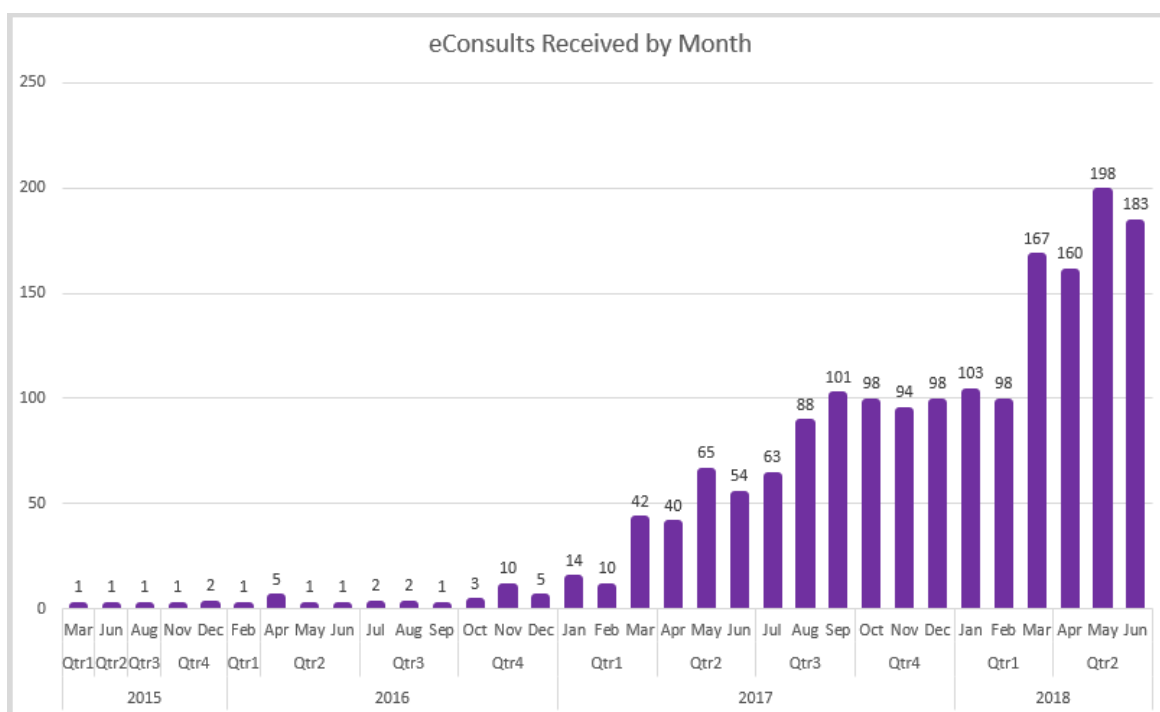
\*Source: eHealth Ontario

<sup>1</sup> Numbers have been updated to reflect the actual number of physicians, not funding positions.

<sup>2</sup> Please see Executive Notes for an explanation of slight discrepancies between LHIN and sub-region totals.

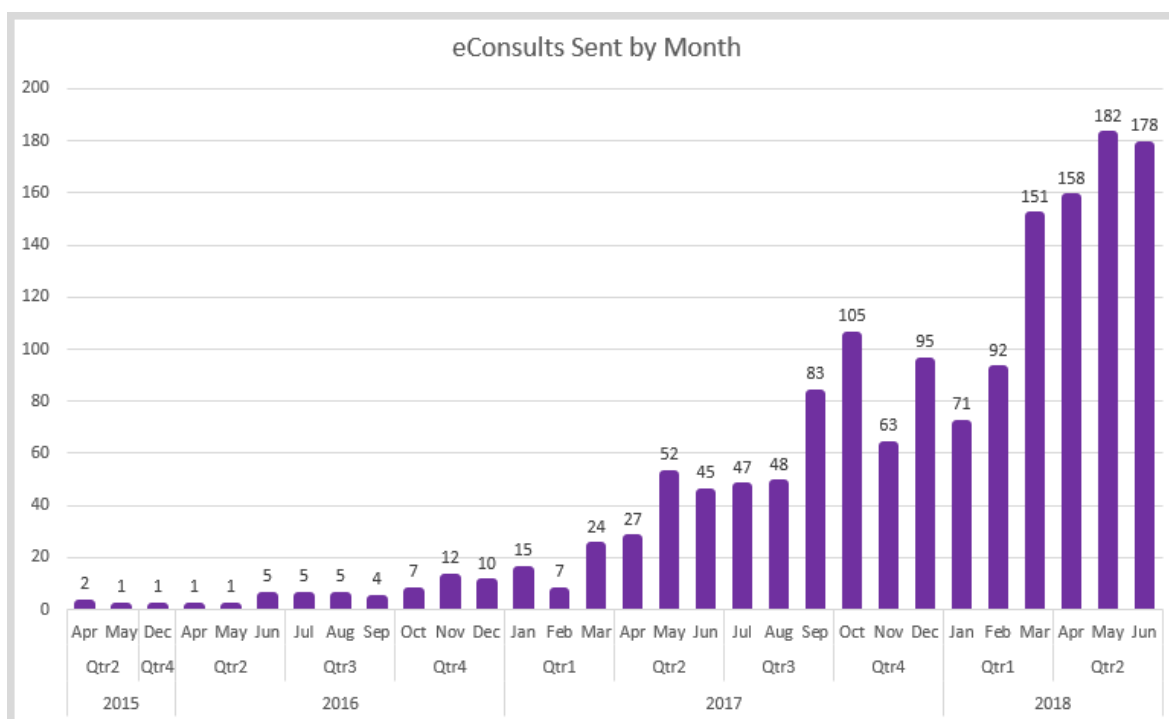


## Number of eConsults Received by LHIN 4 Specialists through the Ontario eConsult Program\*



\*Includes eConsults from Requesting Clinicians from inside and outside the LHIN

## Number of eConsults Sent by LHIN 4 Requesting Clinicians - Ontario eConsult Program\*\*



\*\*Includes eConsults sent to Specialists inside and outside the LHIN



## 1.5 Appendix E: LHIN 5 – Central West

LHIN 5 - Provincial Product/Service % Penetration			
Product	LHIN 5 Penetration <sup>1</sup>	Change	Ontario Average
eNotifications (Hospitals)*	25%		25%
HRM (Physicians)	40%		30%
HRM (Hospitals)	100%		76%
OLIS (Physicians)*	44%	1%	41%

\*OntarioMD has re-counted eligible hospital sites for HRM and eNotifications to align with the Ministry of Health Eligible Hospital Sites. There is no change in denominator for HRM and eNotifications sites for LHIN 5.

LHIN 5 - Physicians by Vendor/OntarioMD Service						
EMR Vendor	Physicians Live on Certified EMR <sup>2</sup>				HRM	OLIS* Access Through EMR
	GP	SP	Unknown	Total		
ABELSoft Corporation	11	10		21	8	11
Alpha Healthcare Inc.	6			6	2	4
Canada Health Systems Inc.	31	16	4	51	29	36
Indivica Inc.	27	12		39	37	19
OSCAR EMR	134	67	2	203	125	68
P&P Data Systems Inc.	40	2	1	43	33	42
QHR Technologies Inc.	105	88	7	200	122	167
TELUS	139	41	3	183	113	164
YES Medical Systems	1		1	2		3
York-Med Systems Inc.		1		1		1
<b>Total</b>	<b>494</b>	<b>237</b>	<b>18</b>	<b>749</b>	<b>469</b>	<b>515</b>

\* Source: eHealth Ontario

<sup>1</sup> HRM Penetration is based on Live Physicians, not Enrolled Physicians.

<sup>2</sup> Numbers have been updated to reflect the actual number of physicians, not funding positions.



LHIN 5 - Physicians by OntarioMD-Certified Vendor/Sub-Region <sup>1 2</sup>					
OntarioMD Certified Vendor	Bolton-Caledon	Bramalea	Brampton	Dufferin	North Etobicoke Malton West Woodbridge
ABELSoft Corporation		5	13		3
Alpha Healthcare Inc.		3	2		1
Canada Health Systems Inc.	1	26	6		17
Indivica Inc.		5	10		24
OSCAR EMR	2	55	108	4	27
P&P Data Systems Inc.		27	2		12
QHR Technologies Inc.	3	44	77	5	64
TELUS	13	38	28	48	51
YES Medical Systems			1		1
York-Med Systems Inc.					1
<b>Total</b>	<b>19</b>	<b>203</b>	<b>247</b>	<b>57</b>	<b>201</b>

<sup>1</sup> Numbers have been updated to reflect the actual number of physicians, not funding positions.

<sup>2</sup> Please see Executive Notes for an explanation of slight discrepancies between LHIN and sub-region totals.

LHIN 5 - Physicians by Sub-Region /Service			
Sub-Region	Physicians Live on Certified EMR <sup>1 2</sup>	HRM	OLIS* Access Through EMR
Bolton-Caledon	19	13	13
Bramalea	203	126	120
Brampton	247	135	151
Dufferin	57	47	58
North Etobicoke Malton West Woodbridge	201	135	142
<b>Total</b>	<b>727</b>	<b>456</b>	<b>484</b>

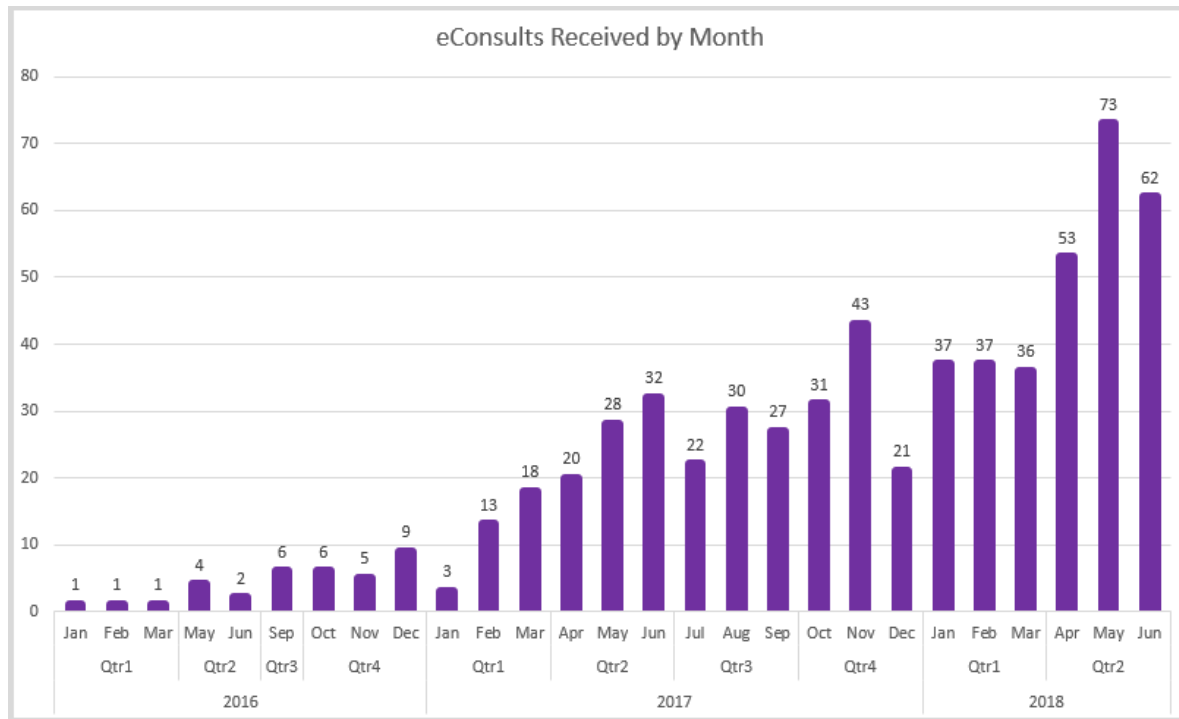
\*Source: eHealth Ontario

<sup>1</sup> Numbers have been updated to reflect the actual number of physicians, not funding positions.

<sup>2</sup> Please see Executive Notes for an explanation of slight discrepancies between LHIN and sub-region totals.

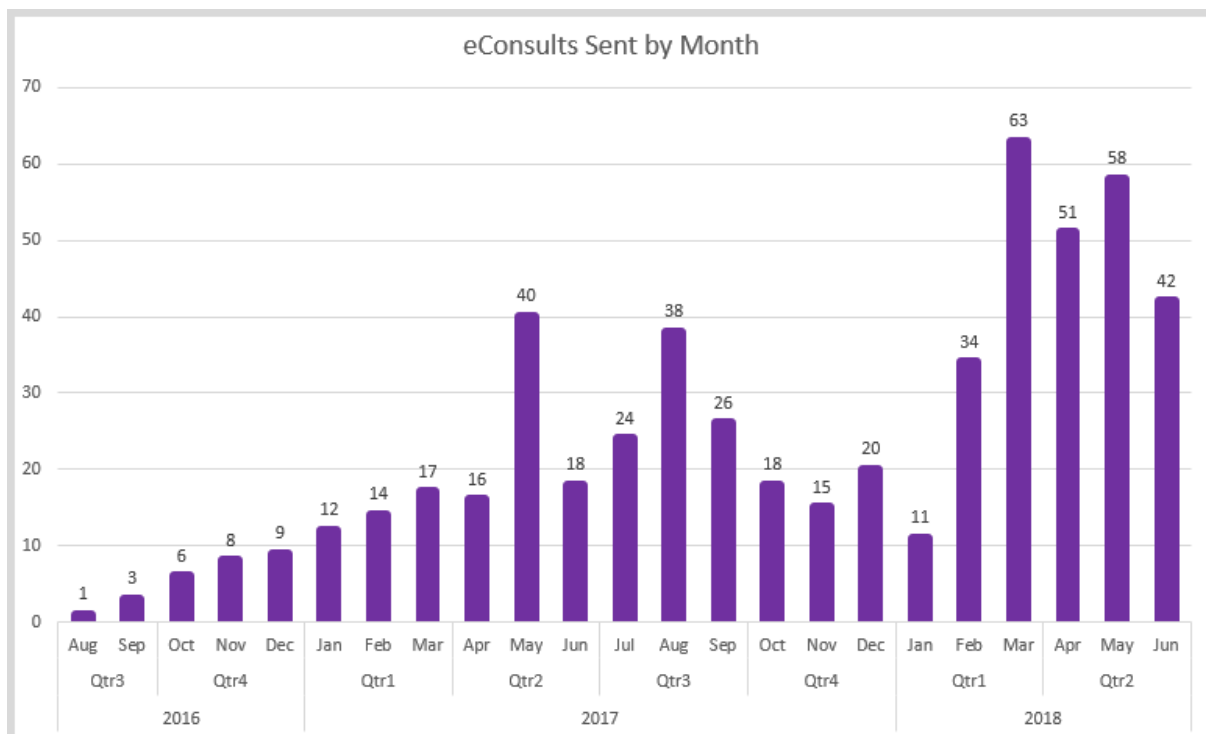


## Number of eConsults Received by LHIN 5 Specialists through the Ontario eConsult Program\*



\*Includes eConsults from Requesting Clinicians from inside and outside the LHIN

## Number of eConsults Sent by LHIN 5 Requesting Clinicians - Ontario eConsult Program\*\*



\*\*Includes eConsults sent to Specialists inside and outside the LHIN



## 1.6 Appendix F: LHIN 6 – Mississauga Halton

LHIN 6 - Provincial Product/Service % Penetration			
Product	LHIN 6 Penetration <sup>1</sup>	Change	Ontario Average
eNotifications (Hospitals)*	0%		25%
HRM (Physicians)	35%		30%
HRM (Hospitals)	100%		76%
OLIS (Physicians)*	40%	1%	41%

\*OntarioMD has re-counted eligible hospital sites for HRM and eNotifications to align with the Ministry of Health Eligible Hospital Sites. There is no change in denominator for HRM and eNotifications sites for LHIN 6.

LHIN 6 - Physicians by Vendor/OntarioMD Service						
EMR Vendor	Physicians Live on Certified EMR <sup>2</sup>				HRM	OLIS* Access Through EMR
	GP	SP	Unknown	Total		
ABELSoft Corporation	20	30	1	51	12	36
Alpha Healthcare Inc.	2	1	1	4	1	1
Canada Health Systems Inc.	24	2		26	9	29
Indivica Inc.	27	3	2	32	27	6
OSCAR EMR	220	51	1	272	163	115
P&P Data Systems Inc.	7	6		13	1	11
QHR Technologies Inc.	177	100	13	290	188	262
TELUS	356	105	8	469	322	353
YES Medical Systems	2			2	1	2
York-Med Systems Inc.	1	3		4		4
<b>Total</b>	<b>836</b>	<b>301</b>	<b>26</b>	<b>1,163</b>	<b>724</b>	<b>819</b>

\* Source: eHealth Ontario

<sup>1</sup> HRM Penetration is based on Live Physicians, not to Enrolled Physicians.

<sup>2</sup> Numbers have been updated to reflect the actual number of physicians, not funding positions.



### LHIN 6 - Physicians by OntarioMD-Certified Vendor/Sub-Region<sup>1</sup>

OntarioMD Certified Vendor	East Mississauga	Halton Hills	Milton	North West Mississauga	Oakville	South Etobicoke	South West Mississauga
ABELSoft Corporation	13		6	17	5	2	7
Alpha Healthcare Inc.	1	2			1		
Canada Health Systems Inc.	10			2	7	1	4
Indivica Inc.	3			4	3	12	8
OSCAR EMR	86	9	21	46	43	8	43
P&P Data Systems Inc.	7	1		1	1	3	
QHR Technologies Inc.	104	10	33	50	58	14	11
TELUS	68	29	34	55	172	35	40
YES Medical Systems	2						
York-Med Systems Inc.					3	1	
<b>Total</b>	<b>294</b>	<b>51</b>	<b>94</b>	<b>175</b>	<b>293</b>	<b>76</b>	<b>113</b>

<sup>1</sup> Numbers have been updated to reflect the actual number of physicians, not funding positions.

<sup>2</sup> Please see Executive Notes for an explanation of slight discrepancies between LHIN and sub-region totals.

### LHIN 6 - Physicians by Sub-Region /Service

Sub-Region	Physicians Live on Certified EMR <sup>1</sup>	HRM	OLIS* Access Through EMR
East Mississauga	294	181	198
Halton Hills	51	39	47
Milton	94	67	54
North West Mississauga	175	99	163
Oakville	293	187	180
South Etobicoke	76	55	56
South West Mississauga	113	70	55
<b>Total</b>	<b>1,096</b>	<b>698</b>	<b>753</b>

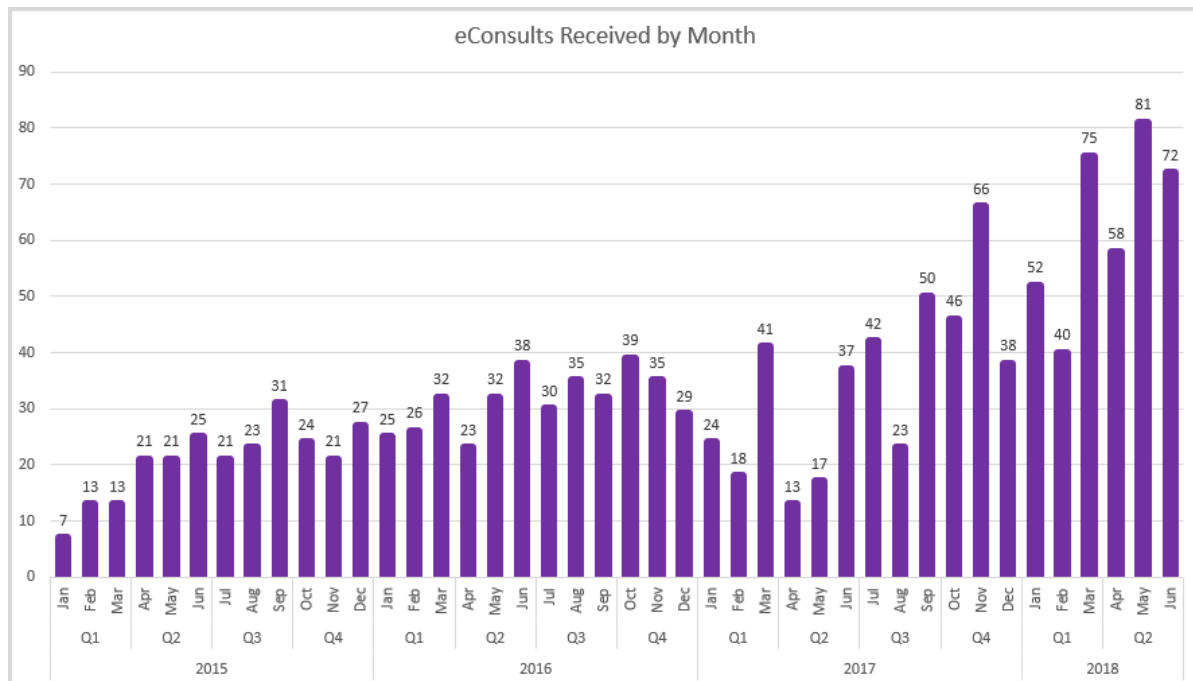
\*Source: eHealth Ontario

<sup>1</sup> Numbers have been updated to reflect the actual number of physicians, not funding positions.

<sup>2</sup> Please see Executive Notes for an explanation of slight discrepancies between LHIN and sub-region totals.

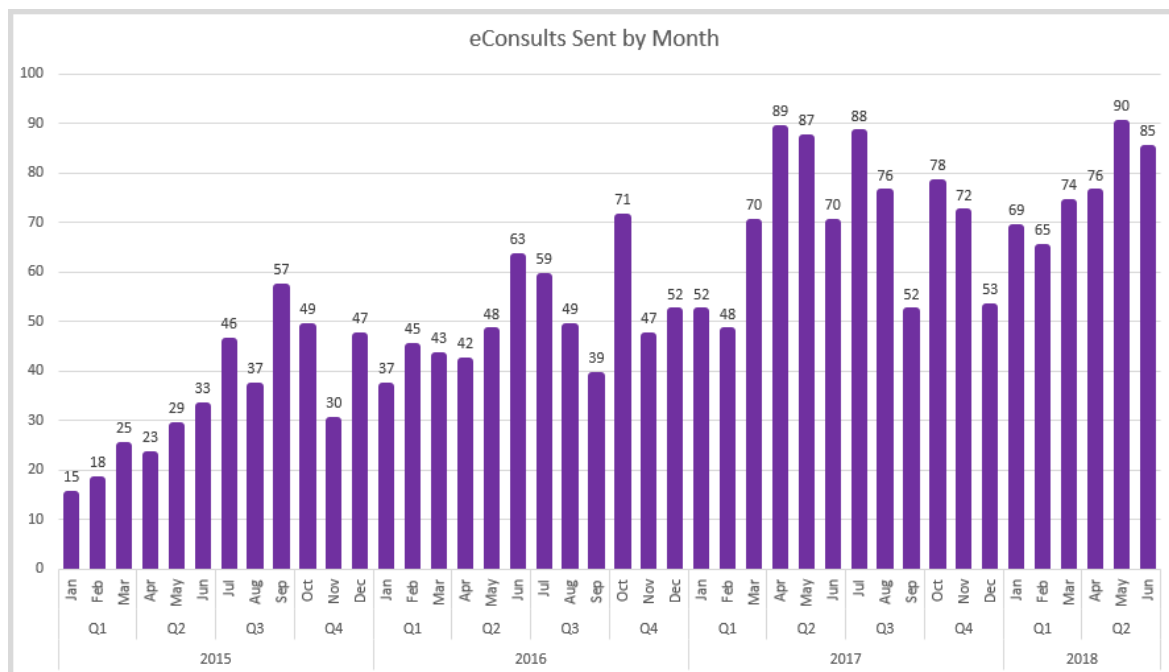


## Number of eConsults Received by LHIN 6 Specialists on eConsult BASE™ and OTN eConsult\*



\*Includes eConsults from Requesting Clinicians from inside and outside the LHIN

## Number of eConsults Sent by LHIN 6 Requesting Clinicians on eConsult BASE and OTN eConsult\*\*



\*\*Includes eConsults sent to Specialists inside and outside the LHIN



## 1.7 Appendix G: LHIN 7 – Toronto Central

LHIN 7 - Provincial Product/Service % Penetration			
Product	LHIN 7 Penetration <sup>1</sup>	Change	Ontario Average
eNotifications (Hospitals)*	12%		25%
HRM (Physicians)	19%	1%	30%
HRM (Hospitals)	68%		76%
OLIS (Physicians)*	31%	1%	41%

\*OntarioMD has re-counted eligible hospital sites for HRM and eNotifications to align with the Ministry of Health Eligible Hospital Sites. Details of additional sites and their effect on penetration rates were provided in the April 2018 LHIN Report. For LHIN 7, UHN- Lyndhurst, UHN- Hillcrest and Sunnybrook Health Sciences – Orthopedic were added in May 2018.

LHIN 7 - Physicians by Vendor/OntarioMD Service						
EMR Vendor	Physicians Live on Certified EMR <sup>2</sup>				HRM	OLIS* Access Through EMR
	GP	SP	Unknown	Total		
ABELSoft Corporation	42	44	1	87	37	61
Alpha Healthcare Inc.	18	3		21	18	21
Canada Health Systems Inc.	76	6	7	89	46	62
Indivica Inc.	176	21	2	199	136	72
OSCAR EMR	129	129	4	262	101	129
P&P Data Systems Inc.	62	14	1	77	11	54
QHR Technologies Inc.	133	329	3	465	220	536
TELUS	677	188	20	885	483	779
YES Medical Systems	1	9	2	12	1	12
York-Med Systems Inc.	1	4		5		4
<b>Total</b>	<b>1,315</b>	<b>747</b>	<b>40</b>	<b>2,102</b>	<b>1,053</b>	<b>1,730</b>

\* Source: eHealth Ontario

<sup>1</sup> HRM Penetration is based on Live Physicians, not Enrolled Physicians.

<sup>2</sup> Numbers have been updated to reflect the actual number of physicians, not funding positions.



LHIN 7 - Physicians by OntarioMD-Certified Vendor/Sub-Region <sup>1 2</sup>					
OntarioMD Certified Vendor	East Toronto	Mid-East Toronto	Mid-West Toronto	North Toronto	West Toronto
ABELSoft Corporation	35	5	16	17	4
Alpha Healthcare Inc.	7		7		4
Canada Health Systems Inc.	12	8	16	6	8
Indivica Inc.	14	9	96	49	12
OSCAR EMR	7	91	66	62	23
P&P Data Systems Inc.		6	33	10	4
QHR Technologies Inc.	47	61	143	129	52
TELUS	152	140	308	148	100
YES Medical Systems	6		5		1
York-Med Systems Inc.	1		1	1	1
<b>Total</b>	<b>281</b>	<b>320</b>	<b>691</b>	<b>422</b>	<b>209</b>

<sup>1</sup> Numbers have been updated to reflect the actual number of physicians, not funding positions.

<sup>2</sup> Please see Executive Notes for an explanation of slight discrepancies between LHIN and sub-region totals.

LHIN 7 - Physicians by Sub-Region /Service			
Sub-Region	Physicians Live on Certified EMR <sup>1 2</sup>	HRM	OLIS* Access Through EMR
East Toronto	281	167	201
Mid-East Toronto	320	143	259
Mid-West Toronto	691	295	698
North Toronto	422	235	283
West Toronto	209	112	167
<b>Total</b>	<b>1,923</b>	<b>952</b>	<b>1,608</b>

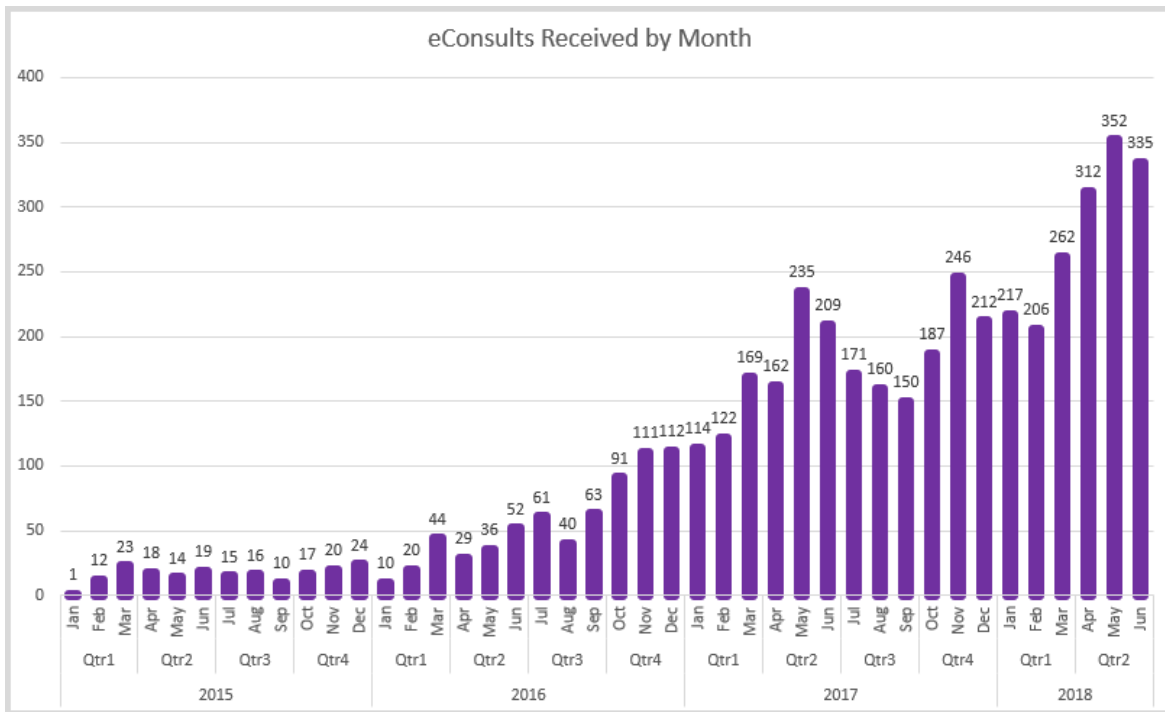
\*Source: eHealth Ontario

<sup>1</sup> Numbers have been updated to reflect the actual number of physicians, not funding positions.

<sup>2</sup> Please see Executive Notes for an explanation of slight discrepancies between LHIN and sub-region totals.

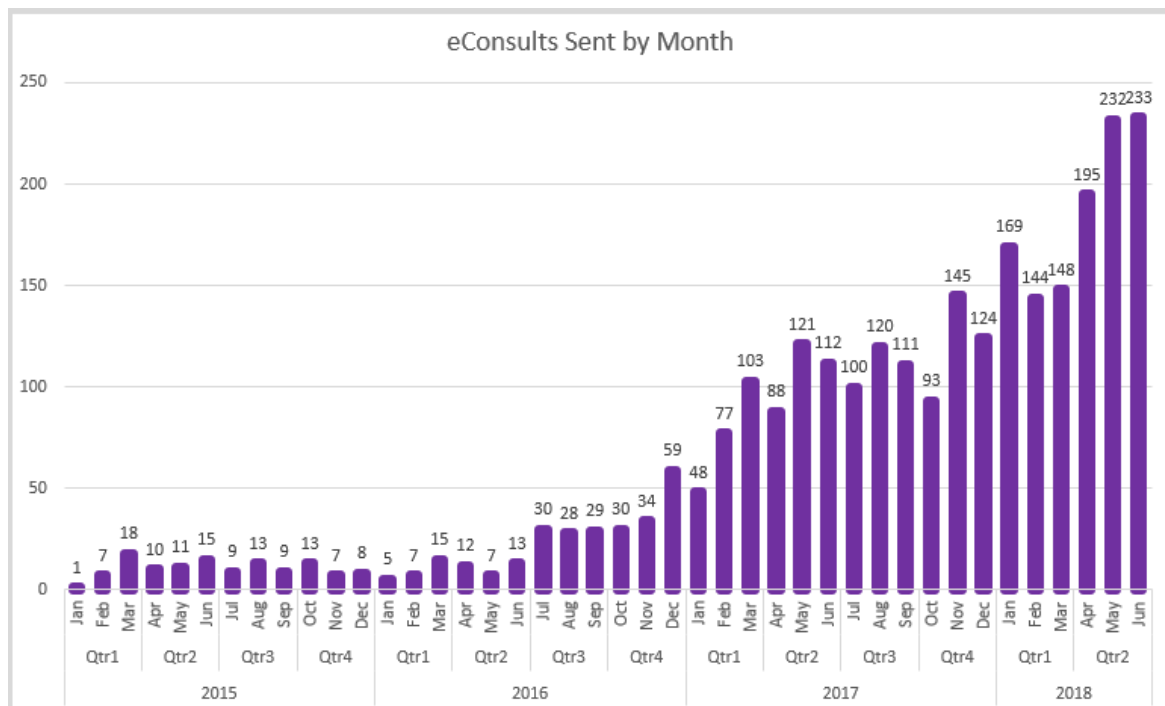


## Number of eConsults Received by LHIN 7 Specialists through the Ontario eConsult Program\*



\*Includes eConsults from Requesting Clinicians from inside and outside the LHIN

## Number of eConsults Sent by LHIN 7 Requesting Clinicians - Ontario eConsult Program\*\*



\*\*Includes eConsults sent to Specialists inside and outside the LHIN



## 1.8 Appendix H: LHIN 8 – Central

LHIN 8 - Provincial Product/Service % Penetration			
Product	LHIN 8 Penetration <sup>1</sup>	Change	Ontario Average
eNotifications (Hospitals)*	18%		25%
HRM (Physicians)	33%		30%
HRM (Hospitals)	73%		76%
OLIS (Physicians)*	38%	1%	41%

*\*OntarioMD has re-counted eligible hospital sites for HRM and eNotifications to align with the Ministry of Health Eligible Hospital Sites. Details of additional sites and their effect on penetration rates were provided in the April 2018 LHIN Report. There is no change in denominator for HRM and eNotifications sites for LHIN 8 in May 2018.*

LHIN 8 - Physicians by Vendor/OntarioMD Service						
EMR Vendor	Physicians Live on Certified EMR <sup>2</sup>				HRM	OLIS* Access Through EMR
	GP	SP	Unknown	Total		
ABELSoft Corporation	46	55	2	103	22	66
Alpha Healthcare Inc.	5	2		7	4	7
Canada Health Systems Inc.	28	14	3	45	21	34
Indivica Inc.	118	12	4	134	113	43
OSCAR EMR	139	109	4	252	136	119
P&P Data Systems Inc.	120	18	1	139	42	69
QHR Technologies Inc.	261	229	14	504	306	395
TELUS	484	149	13	646	418	483
YES Medical Systems	1	10	1	12	3	10
York-Med Systems Inc.	7	6	1	14	9	11
<b>Total</b>	<b>1,209</b>	<b>604</b>	<b>43</b>	<b>1,856</b>	<b>1,074</b>	<b>1,237</b>

*\* Source: eHealth Ontario*

<sup>1</sup> HRM Penetration is based on Live Physicians, not Enrolled Physicians.

<sup>2</sup> Numbers have been updated to reflect the actual number of physicians, not funding positions.



LHIN 8 - Physicians by OntarioMD-Certified Vendor/Sub-Region <sup>1 2</sup>						
OntarioMD Certified Vendor	Eastern York Region	North York Central	North York West	Northern York Region	South Simcoe	Western York Region
ABELSoft Corporation	10	10	28	9	1	32
Alpha Healthcare Inc.		1	2	2		2
Canada Health Systems Inc.	3	17	2	14	1	7
Indivica Inc.	13	31	50	2		22
OSCAR EMR	37	42	32	47		79
P&P Data Systems Inc.	12	25	10		7	58
QHR Technologies Inc.	78	166	39	74	6	115
TELUS	121	128	47	101	29	173
YES Medical Systems	2	5	1			4
York-Med Systems Inc.	6		2	2		4
<b>Total</b>	<b>282</b>	<b>425</b>	<b>213</b>	<b>251</b>	<b>44</b>	<b>496</b>

<sup>1</sup> Numbers have been updated to reflect the actual number of physicians, not funding positions.

<sup>2</sup> Please see Executive Notes for an explanation of slight discrepancies between LHIN and sub-region totals.

LHIN 8 - Physicians by Sub-Region /Service			
Sub-Region	Physicians Live on Certified EMR <sup>1 2</sup>	HRM	OLIS* Access Through EMR
Eastern York Region	282	202	166
North York Central	425	240	331
North York West	213	101	158
Northern York Region	251	175	157
South Simcoe	44	29	32
Western York Region	496	269	296
<b>Total</b>	<b>1,711</b>	<b>1,016</b>	<b>1,140</b>

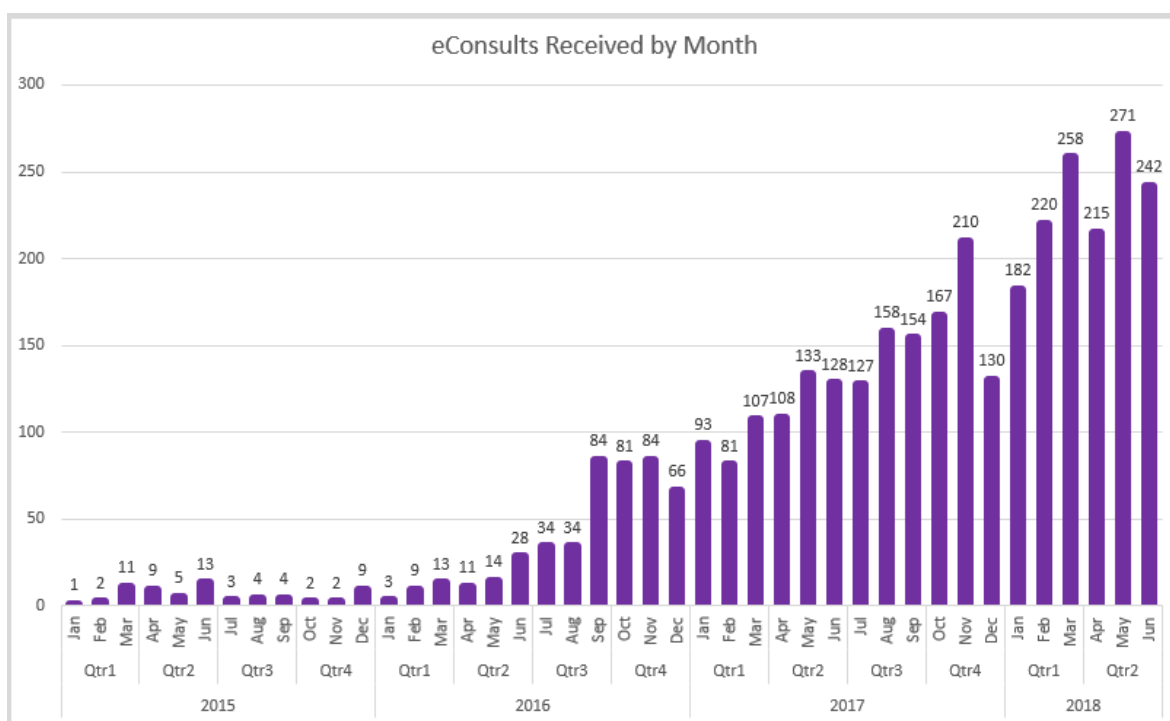
\*Source: eHealth Ontario

<sup>1</sup> Numbers have been updated to reflect the actual number of physicians, not funding positions.

<sup>2</sup> Please see Executive Notes for an explanation of slight discrepancies between LHIN and sub-region totals.

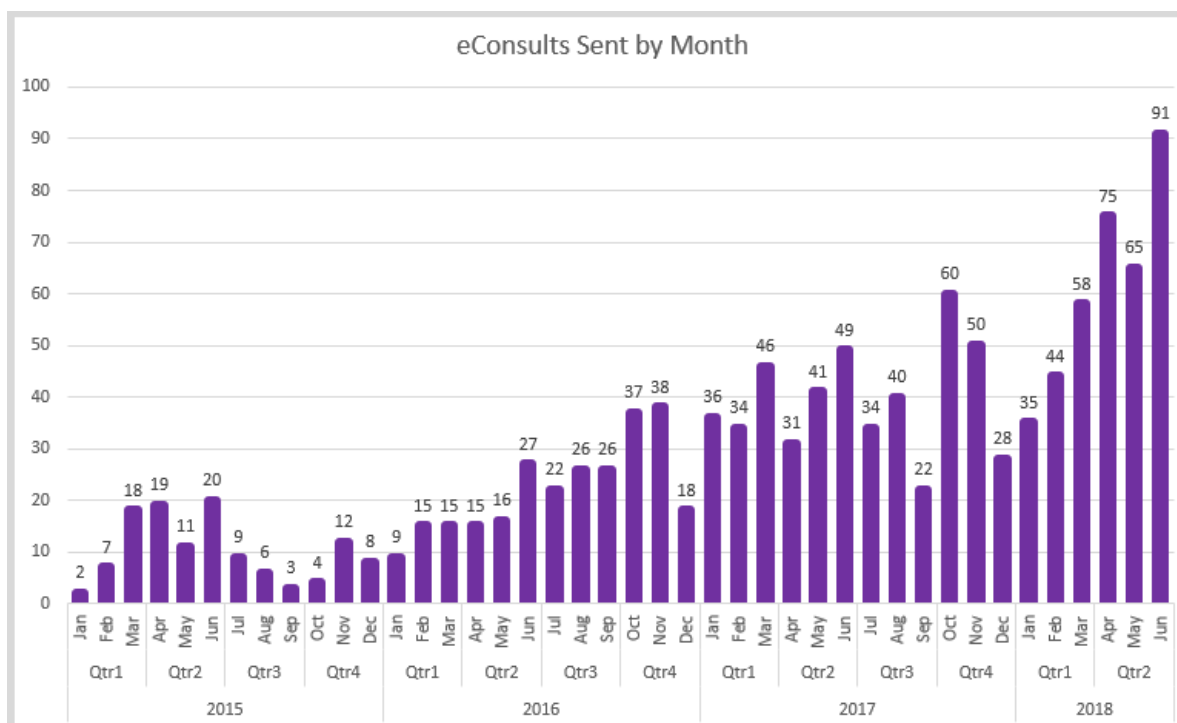


## Number of eConsults Received by LHIN 8 Specialists through the Ontario eConsult Program\*



\*Includes eConsults from Requesting Clinicians from inside and outside the LHIN

## Number of eConsults Sent by LHIN 8 Requesting Clinicians - Ontario eConsult Program\*\*



\*\*Includes eConsults sent to Specialists inside and outside the LHIN



## 1.9 Appendix I: LHIN 9 – Central East

LHIN 9 - Provincial Product/Service % Penetration			
Product	LHIN 9 Penetration <sup>1</sup>	Change	Ontario Average
eNotifications (Hospitals)*	0%		25%
HRM (Physicians)	43%	1%	30%
HRM (Hospitals)	100%		76%
OLIS (Physicians)*	46%	1%	41%

\*OntarioMD has re-counted eligible hospital sites for HRM and eNotifications to align with the Ministry of Health Eligible Hospital Sites. Details of additional sites and their effect on penetration rates were provided in the April 2018 LHIN Report. For LHIN 9, Lakeridge Health – Whitby was added in May 2018.

LHIN 9 - Physicians by Vendor/OntarioMD Service						
EMR Vendor	Physicians Live on Certified EMR <sup>2</sup>				HRM	OLIS* Access Through EMR
	GP	SP	Unknown	Total		
ABELSoft Corporation	28	23	1	52	17	33
Alpha Healthcare Inc.	7	2		9	5	7
Canada Health Systems Inc.	58	9		67	43	39
Indivica Inc.	50	16	1	67	53	24
OSCAR EMR	133	84	2	219	140	125
P&P Data Systems Inc.	51	9		60	29	37
QHR Technologies Inc.	177	155	13	345	227	247
TELUS	483	112	9	604	459	522
YES Medical Systems	1	8	2	11	7	6
York-Med Systems Inc.	7	8		15	5	14
<b>Total</b>	<b>995</b>	<b>426</b>	<b>28</b>	<b>1,449</b>	<b>985</b>	<b>1,054</b>

\* Source: eHealth Ontario

<sup>1</sup> HRM Penetration is based on Live Physicians, not Enrolled Physicians.

<sup>2</sup> Numbers have been updated to reflect the actual number of physicians, not funding positions.



LHIN 9 - Physicians by OntarioMD-Certified Vendor/Sub-Region <sup>1</sup>							
OntarioMD Certified Vendor	Durham North East	Durham West	Haliburton County and City of Kawartha Lakes	Northumberland County	Peterborough City and County	Scarborough North	Scarborough South
ABELSoft Corporation		4	8	12	3	5	17
Alpha Healthcare Inc.	2					5	1
Canada Health Systems Inc.	12	6			1	3	42
Indivica Inc.	19	11				17	15
OSCAR EMR	9	41	1	11	7	48	91
P&P Data Systems Inc.	6	16		7		3	28
QHR Technologies Inc.	6	43	10	3	114	30	109
TELUS	273	72	54	27	68	30	58
YES Medical Systems						6	4
York-Med Systems Inc.	1	5			7		2
<b>Total</b>	<b>328</b>	<b>198</b>	<b>73</b>	<b>60</b>	<b>200</b>	<b>147</b>	<b>367</b>

<sup>1</sup> Numbers have been updated to reflect the actual number of physicians, not funding positions.

<sup>2</sup> Please see Executive Notes for an explanation of slight discrepancies between LHIN and sub-region totals.

LHIN 9 - Physicians by Sub-Region /Service			
Sub-Region	Physicians Live on Certified EMR <sup>1</sup>	HRM	OLIS* Access Through EMR
Durham North East	328	267	289
Durham West	198	128	136
Haliburton County and City of Kawartha Lakes	73	42	63
Northumberland County	60	45	41
Peterborough City and County	200	143	140
Scarborough North	147	82	106
Scarborough South	367	235	232
<b>Total</b>	<b>1,373</b>	<b>942</b>	<b>1,007</b>

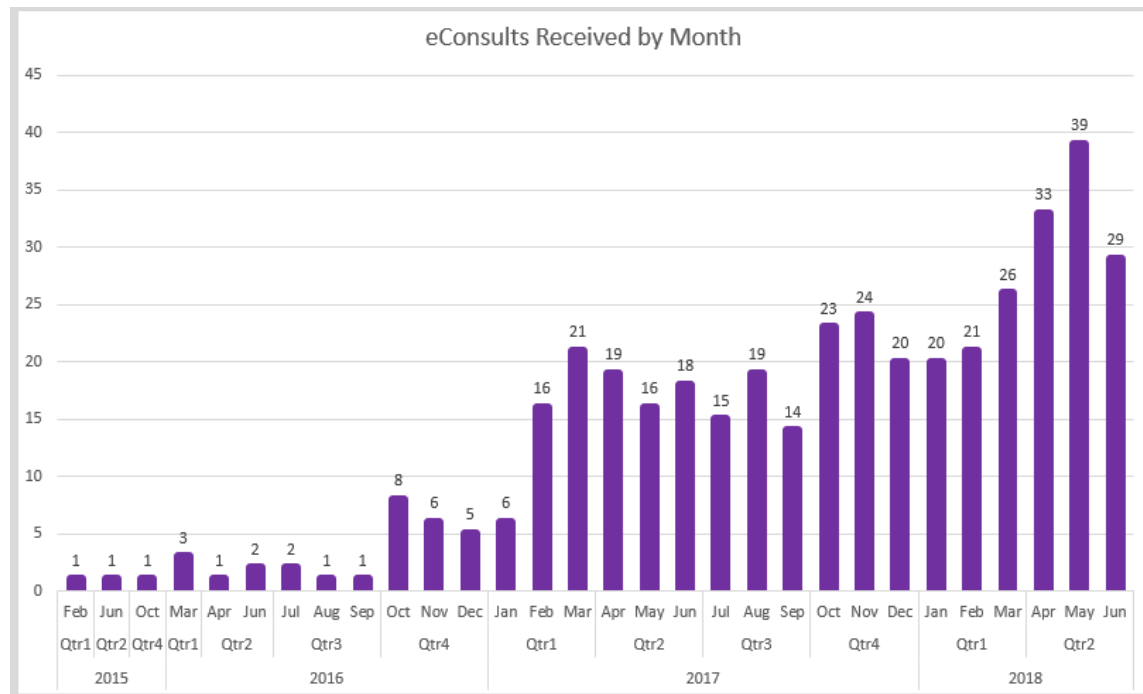
\*Source: eHealth Ontario

<sup>1</sup> Numbers have been updated to reflect the actual number of physicians, not funding positions.

<sup>2</sup> Please see Executive Notes for an explanation of slight discrepancies between LHIN and sub-region totals.

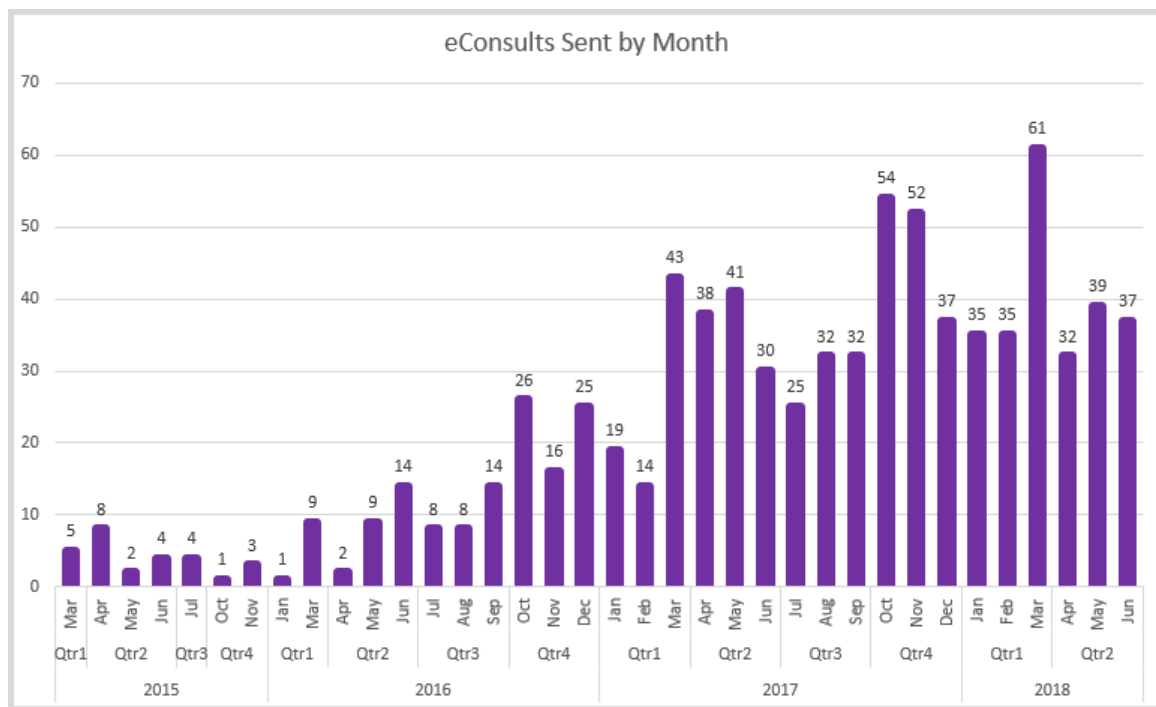


## Number of eConsults Received by LHIN 9 Specialists through the Ontario eConsult Program\*



\*Includes eConsults from Requesting Clinicians from inside and outside the LHIN

## Number of eConsults Sent by LHIN 9 Requesting Clinicians - Ontario eConsult Program\*\*



\*\*Includes eConsults sent to Specialists inside and outside the LHIN



## 1.10 Appendix J: LHIN 10 – South East

LHIN 10 - Provincial Product/Service % Penetration			
Product	LHIN 10 Penetration <sup>1</sup>	Change	Ontario Average
eNotifications (Hospitals)*	7%		25%
HRM (Physicians)	32%		30%
HRM (Hospitals)	93%		76%
OLIS (Physicians)*	42%	1%	41%

\*OntarioMD has re-counted eligible hospital sites for HRM and eNotifications to align with the Ministry of Health Eligible Hospital Sites. Details of additional sites and their effect on penetration rates were provided in the April 2018 LHIN Report. For LHIN 10, Brockville – St. Vincent De Paul and Brockville- St. Vincent De Paul (Garden St. Site) were added in May 2018.

LHIN 10 - Physicians by Vendor/OntarioMD Service						
EMR Vendor	Physicians Live on Certified EMR <sup>2</sup>				HRM	OLIS* Access Through EMR
	GP	SP	Unknown	Total		
ABELSoft Corporation		8	1	9	2	11
Alpha Healthcare Inc.						
Canada Health Systems Inc.	1			1		3
Indivica Inc.	14	2		16	11	6
OSCAR EMR	79	11		90	44	46
P&P Data Systems Inc.	9	3		12	7	7
QHR Technologies Inc.	64	23	4	91	51	87
TELUS	305	32	11	348	253	326
YES Medical Systems		1		1	1	1
York-Med Systems Inc.		1		1	1	1
<b>Total</b>	<b>472</b>	<b>81</b>	<b>16</b>	<b>569</b>	<b>370</b>	<b>488</b>

\* Source: eHealth Ontario

<sup>1</sup> HRM Penetration is based on Live Physicians, not Enrolled Physicians.

<sup>2</sup> Numbers have been updated to reflect the actual number of physicians, not funding positions.



LHIN 10 - Physicians by OntarioMD-Certified Vendor/Sub-Region <sup>1 2</sup>					
OntarioMD Certified Vendor	Kingston	Lanark, Leeds & Grenville	Quinte	Rural Frontenac, Lennox & Addington	Rural Hastings
ABELSoft Corporation	3	1	5		
Alpha Healthcare Inc.					
Canada Health Systems Inc.	1				
Indivica Inc.	12	4			
OSCAR EMR	52	3	35		
P&P Data Systems Inc.	1	1	10		
QHR Technologies Inc.	35	4	45		
TELUS	129	106	52	33	24
YES Medical Systems			1		
York-Med Systems Inc.		1			
<b>Total</b>	<b>233</b>	<b>120</b>	<b>148</b>	<b>33</b>	<b>24</b>

<sup>1</sup> Numbers have been updated to reflect the actual number of physicians, not funding positions.

<sup>2</sup> Please see Executive Notes for an explanation of slight discrepancies between LHIN and sub-region totals.

LHIN 10 - Physicians by Sub-Region /Service			
Sub-Region	Physicians Live on Certified EMR <sup>1 2</sup>	HRM	OLIS* Access Through EMR
Kingston	233	146	203
Lanark, Leeds & Grenville	120	82	115
Quinte	148	95	111
Rural Frontenac, Lennox & Addington	33	25	17
Rural Hastings	24	16	25
<b>Total</b>	<b>558</b>	<b>364</b>	<b>471</b>

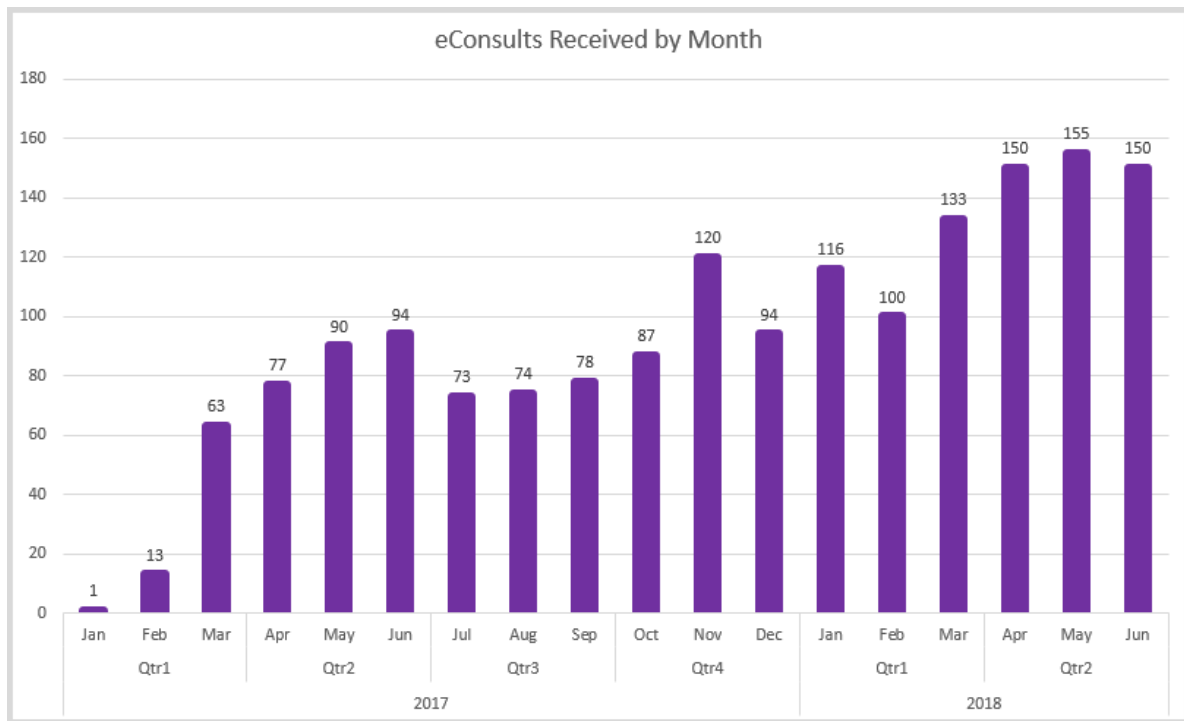
\*Source: eHealth Ontario

<sup>1</sup> Numbers have been updated to reflect the actual number of physicians, not funding positions.

<sup>2</sup> Please see Executive Notes for an explanation of slight discrepancies between LHIN and sub-region totals.

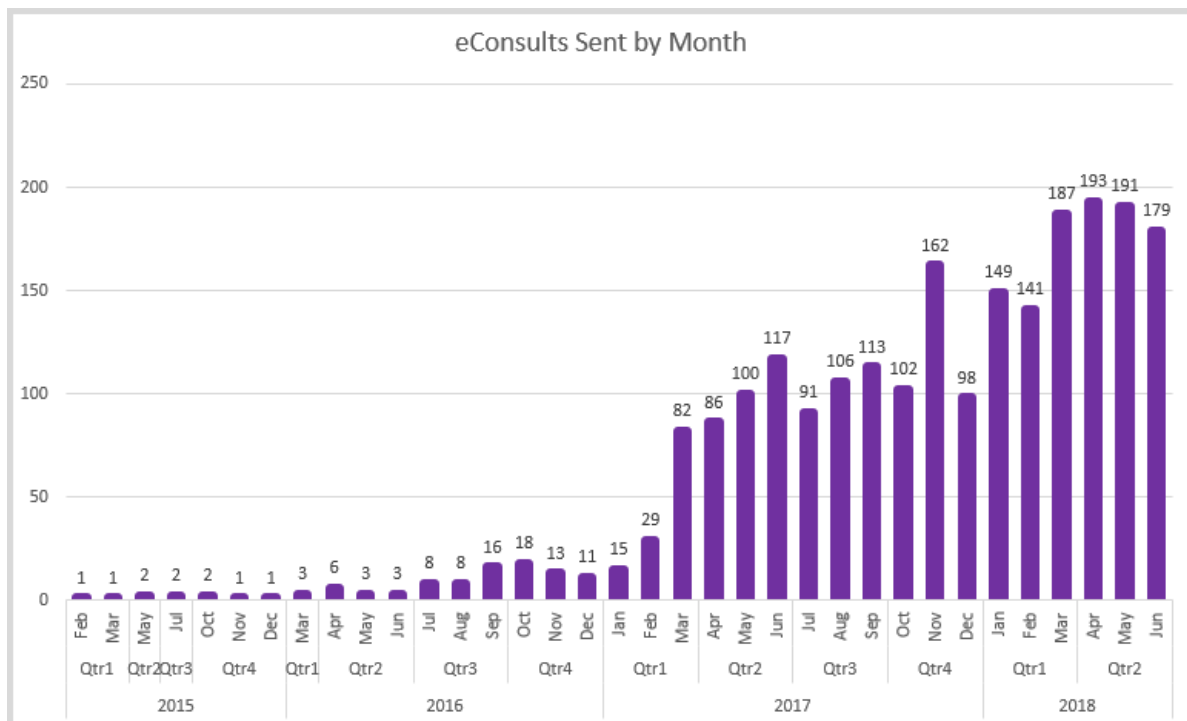


## Number of eConsults Received by LHIN 10 Specialists on eConsult BASE and OTN eConsult\*



\*Includes eConsults from Requesting Clinicians from inside and outside the LHIN

## Number of eConsults Sent by LHIN 10 Requesting Clinicians on eConsult BASE and OTN eConsult\*\*



\*\*Includes eConsults sent to Specialists inside and outside the LHIN



## 1.11 Appendix K: LHIN 11 – Champlain

LHIN 11 - Provincial Product/Service % Penetration			
Product	LHIN 11 Penetration	Change	Ontario Average
eNotifications (Hospitals)*	42%		25%
HRM (Physicians)	26%		30%
HRM (Hospitals)	79%		76%
OLIS (Physicians)*	40%	1%	41%

\*OntarioMD has re-counted eligible hospital sites for HRM and eNotifications to align with the Ministry of Health Eligible Hospital Sites. Details of additional sites and their effect on penetration rates were provided in the April 2018 LHIN Report. There is no change in denominator for HRM and eNotifications sites for LHIN 11 in May 2018.

LHIN 11 - Physicians by Vendor/OntarioMD Service						
EMR Vendor	Physicians Live on Certified EMR <sup>2</sup>				HRM	OLIS* Access Through EMR
	GP	SP	Unknown	Total		
ABELSoft Corporation	4	27		31	4	31
Alpha Healthcare Inc.		1		1		
Canada Health Systems Inc.	64	47	2	113	63	56
Indivica Inc.	55	7		62	46	49
OSCAR EMR	146	53	1	200	129	118
P&P Data Systems Inc.	55	2	1	58	15	22
QHR Technologies Inc.	145	127	4	276	108	254
TELUS	850	192	19	1,061	556	885
YES Medical Systems						
York-Med Systems Inc.		1		1		2
<b>Total</b>	<b>1,319</b>	<b>457</b>	<b>27</b>	<b>1,803</b>	<b>921</b>	<b>1,417</b>

\* Source: eHealth Ontario

<sup>1</sup> HRM Penetration is based on Live Physicians, not Enrolled Physicians.

<sup>2</sup> Numbers have been updated to reflect the actual number of physicians, not funding positions.



LHIN 11 - Physicians by OntarioMD-Certified Vendor/Sub-Region <sup>1 2</sup>					
OntarioMD Certified Vendor	Central Ottawa	Eastern Champlain	Eastern Ottawa	Western Champlain	Western Ottawa
ABELSoft Corporation	29		1	1	
Alpha Healthcare Inc.					1
Canada Health Systems Inc.	48	14	7		42
Indivica Inc.	37		16	6	3
OSCAR EMR	101	3	18	14	62
P&P Data Systems Inc.	7	36			14
QHR Technologies Inc.	158	18	8	10	76
TELUS	517	107	177	138	115
YES Medical Systems					
York-Med Systems Inc.				1	
<b>Total</b>	<b>897</b>	<b>178</b>	<b>227</b>	<b>170</b>	<b>313</b>

<sup>1</sup> Numbers have been updated to reflect the actual number of physicians, not funding positions.

<sup>2</sup> Please see Executive Notes for an explanation of slight discrepancies between LHIN and sub-region totals.

LHIN 11 - Physicians by Sub-Region /Service			
Sub-Region	Physicians Live on Certified EMR <sup>1 2</sup>	HRM	OLIS* Access Through EMR
Central Ottawa	897	373	749
Eastern Champlain	178	75	124
Eastern Ottawa	227	135	680
Western Champlain	170	140	133
Western Ottawa	313	179	211
<b>Total</b>	<b>1,785</b>	<b>902</b>	<b>1,397</b>

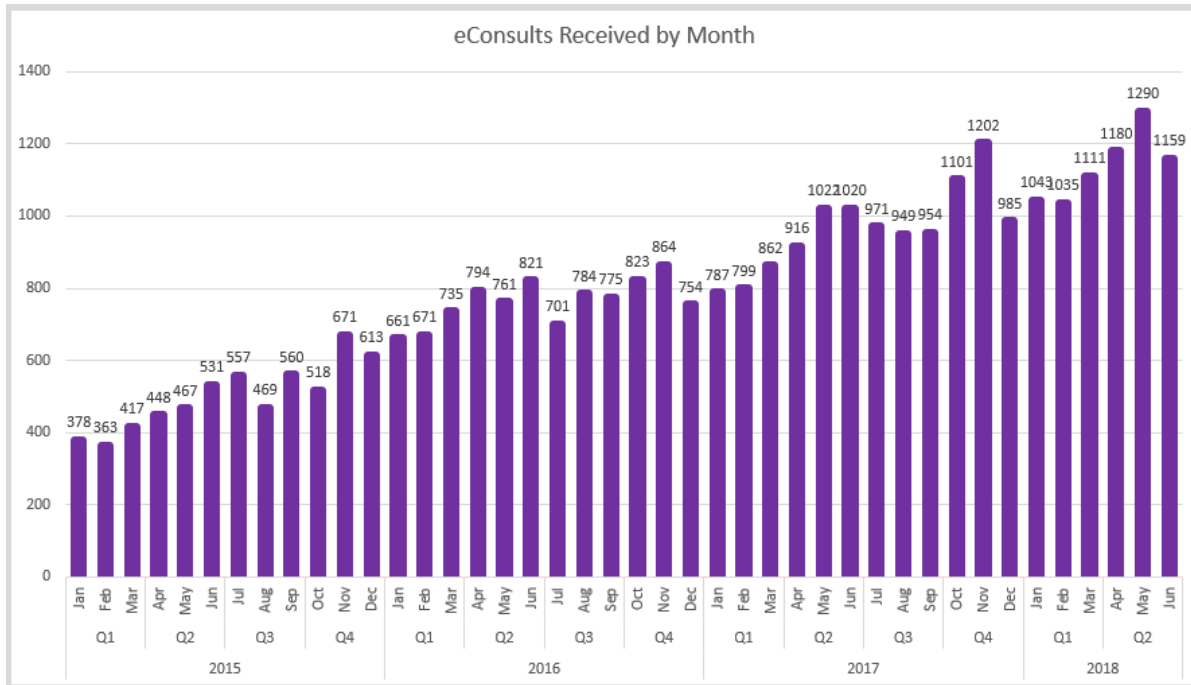
\*Source: eHealth Ontario

<sup>1</sup> Numbers have been updated to reflect the actual number of physicians, not funding positions.

<sup>2</sup> Please see Executive Notes for an explanation of slight discrepancies between LHIN and sub-region totals.

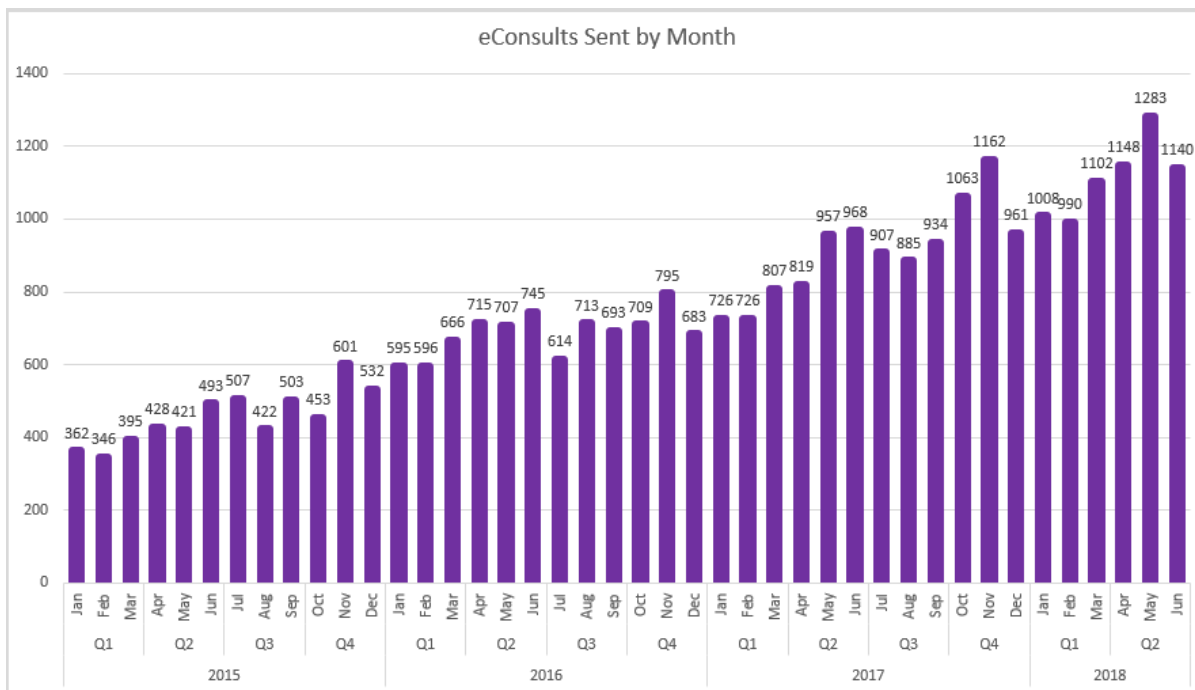


## Number of eConsults received by LHIN 11 Specialists on eConsult BASE\*



\*Includes eConsults from Requesting Clinicians from inside and outside the LHIN

## Number of eConsults sent by LHIN 11 Requesting Clinicians on eConsult BASE\*\*



\*\*Includes eConsults sent to Specialists inside and outside the LHIN



## 1.12 Appendix L: LHIN 12 – North Simcoe Muskoka

LHIN 12 - Provincial Product/Service % Penetration			
Product	LHIN 12 Penetration <sup>1</sup>	Change	Ontario Average
eNotifications (Hospitals)*	13%		25%
HRM (Physicians)	51%		30%
HRM (Hospitals)	75%		76%
OLIS (Physicians)*	51%		41%

\*OntarioMD has re-counted eligible hospital sites for HRM and eNotifications to align with the Ministry of Health Eligible Hospital Sites. Details of additional sites and their effect on penetration rates were provided in the April 2018 LHIN Report. There is no change in denominator for HRM and eNotifications sites for LHIN 12 in May 2018.

LHIN 12 - Physicians by Vendor/OntarioMD Service						
EMR Vendor	Physicians Live on Certified EMR <sup>2</sup>				HRM	OLIS* Access Through EMR
	GP	SP	Unknown	Total		
ABELSoft Corporation	1	2		3	1	4
Alpha Healthcare Inc.	7			7	5	4
Canada Health Systems Inc.			1	1		1
Indivica Inc.	1	1		2		2
OSCAR EMR	17	8		25	13	6
P&P Data Systems Inc.		1		1		
QHR Technologies Inc.	183	74	4	261	199	189
TELUS	182	39	5	226	184	193
YES Medical Systems						
York-Med Systems Inc.		2		2	2	2
<b>Total</b>	<b>391</b>	<b>127</b>	<b>10</b>	<b>528</b>	<b>404</b>	<b>401</b>

\* Source: eHealth Ontario

<sup>1</sup> HRM Penetration is based on Live Physicians, not Enrolled Physicians.

<sup>2</sup> Numbers have been updated to reflect the actual number of physicians, not funding positions.



LHIN 12 - Physicians by OntarioMD-Certified Vendor/Sub-Region <sup>1 2</sup>					
OntarioMD Certified Vendor	Barrie and Area	Couchiching	Muskoka	North Simcoe	South Georgian Bay
ABELSoft Corporation	1	2			
Alpha Healthcare Inc.			7		
Canada Health Systems Inc.	1				
Indivica Inc.	1			1	
OSCAR EMR	20	3	1		
P&P Data Systems Inc.	1				
QHR Technologies Inc.	202	17	1	35	6
TELUS	17	62	63	13	71
YES Medical Systems					
York-Med Systems Inc.	2				
<b>Total</b>	<b>245</b>	<b>84</b>	<b>72</b>	<b>49</b>	<b>77</b>

<sup>1</sup> Numbers have been updated to reflect the actual number of physicians, not funding positions.

<sup>2</sup> Please see Executive Notes for an explanation of slight discrepancies between LHIN and sub-region totals.

LHIN 12 - Physicians by Sub-Region /Service			
Sub-Region	Physicians Live on Certified EMR <sup>1 2</sup>	HRM	OLIS* Access Through EMR
Barrie and Area	245	178	160
Couchiching	84	62	72
Muskoka	72	57	60
North Simcoe	49	38	49
South Georgian Bay	77	68	57
<b>Total</b>	<b>527</b>	<b>403</b>	<b>398</b>

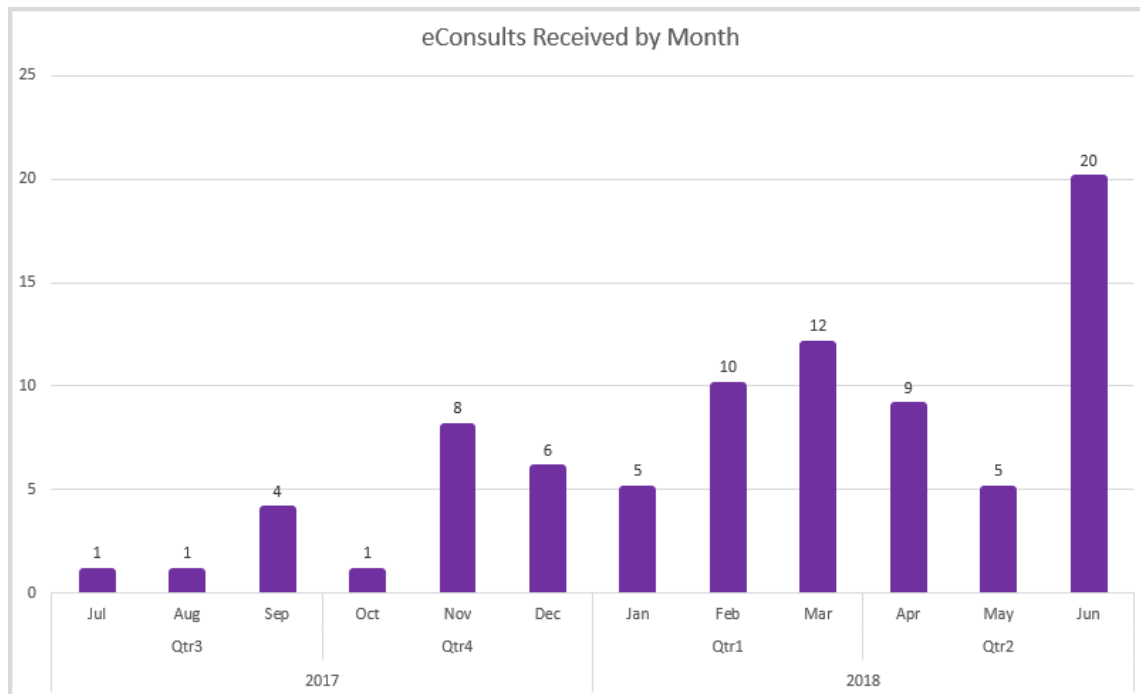
\*Source: eHealth Ontario

<sup>1</sup> Numbers have been updated to reflect the actual number of physicians, not funding positions.

<sup>2</sup> Please see Executive Notes for an explanation of slight discrepancies between LHIN and sub-region totals.

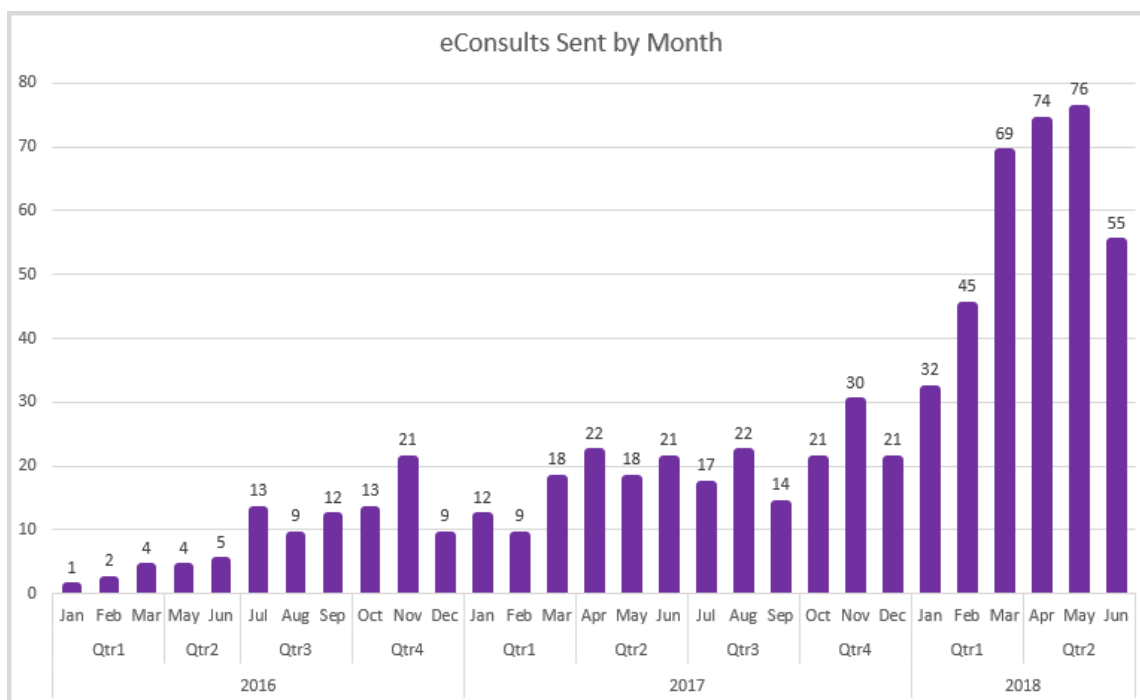


## Number of eConsults Received by LHIN 12 Specialists through the Ontario eConsult Program\*



\*Includes eConsults from Requesting Clinicians from inside and outside the LHIN

## Number of eConsults Sent by LHIN 12 Requesting Clinicians - Ontario eConsult Program\*\*



\*\*Includes eConsults sent to Specialists inside and outside the LHIN



## 1.13 Appendix M: LHIN 13 – North East

LHIN 13 - Provincial Product/Service % Penetration			
Product	LHIN 13 Penetration <sup>1</sup>	Change	Ontario Average
eNotifications (Hospitals)*	38%		25%
HRM (Physicians)	10%		30%
HRM (Hospitals)	0%		76%
OLIS (Physicians)*	45%		41%

\*OntarioMD has re-counted eligible hospital sites for HRM and eNotifications to align with the Ministry of Health Eligible Hospital Sites. Details of additional sites and their effect on penetration rates were provided in the April 2018 LHIN Report. There is no change in denominator for HRM and eNotifications sites for LHIN 13 in May 2018.

LHIN 13 - Physicians by Vendor/OntarioMD Service						
EMR Vendor	Physicians Live on Certified EMR <sup>2</sup>				HRM	OLIS* Access Through EMR
	GP	SP	Unknown	Total		
ABELSoft Corporation	1	6		7	1	4
Alpha Healthcare Inc.		1		1		1
Canada Health Systems Inc.	2			2		5
Indivica Inc.	1			1		2
OSCAR EMR	22	2		24	5	8
P&P Data Systems Inc.	30	9		39	1	7
QHR Technologies Inc.	59	25	5	89	13	95
TELUS	275	52	8	335	87	333
YES Medical Systems						
York-Med Systems Inc.	8	3		11		8
<b>Total</b>	<b>398</b>	<b>98</b>	<b>13</b>	<b>509</b>	<b>107</b>	<b>463</b>

\* Source: eHealth Ontario

<sup>1</sup> HRM Penetration is based on Live Physicians, not Enrolled Physicians.

<sup>2</sup> Numbers have been updated to reflect the actual number of physicians, not funding positions.



LHIN 13 - Physicians by OntarioMD-Certified Vendor/Sub-Region <sup>1 2</sup>					
OntarioMD Certified Vendor	Algoma	Cochrane	James and Hudson Bay Coasts	Nipissing-Temiskaming	Sudbury-Manitoulin-Parry Sound
ABELSoft Corporation	5	1			1
Alpha Healthcare Inc.				1	
Canada Health Systems Inc.			1	1	
Indivica Inc.					1
OSCAR EMR	4	1		6	13
P&P Data Systems Inc.				29	10
QHR Technologies Inc.	24	19		13	33
TELUS	21	67	17	88	142
YES Medical Systems					
York-Med Systems Inc.	8				
<b>Total</b>	<b>62</b>	<b>88</b>	<b>18</b>	<b>138</b>	<b>201</b>

<sup>1</sup> Numbers have been updated to reflect the actual number of physicians, not funding positions.

<sup>2</sup> Please see Executive Notes for an explanation of slight discrepancies between LHIN and sub-region totals.

LHIN 13 - Physicians by Sub-Region /Service			
Sub-Region	Physicians Live on Certified EMR <sup>1 2</sup>	HRM	OLIS* Access Through EMR
Algoma	62	8	59
Cochrane	88	35	83
James and Hudson Bay Coasts	18	4	25
Nipissing-Temiskaming	138	25	109
Sudbury-Manitoulin-Parry Sound	201	32	186
<b>Total</b>	<b>507</b>	<b>104</b>	<b>462</b>

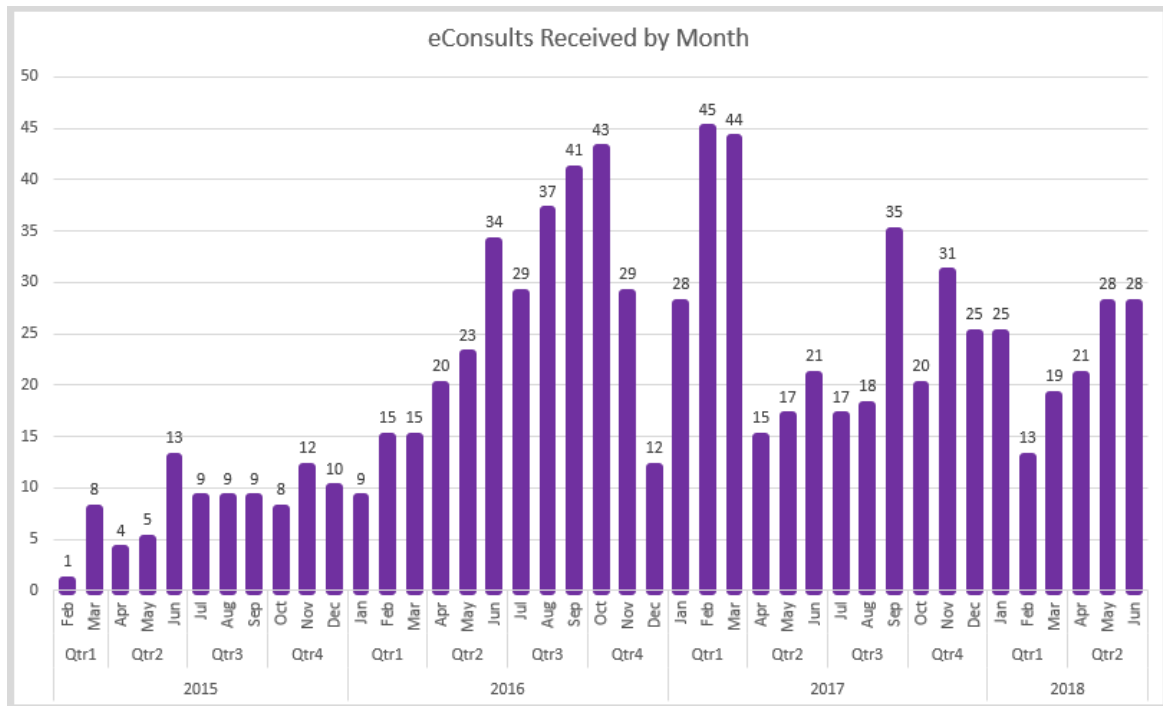
\*Source: eHealth Ontario

<sup>1</sup> Numbers have been updated to reflect the actual number of physicians, not funding positions.

<sup>2</sup> Please see Executive Notes for an explanation of slight discrepancies between LHIN and sub-region totals.

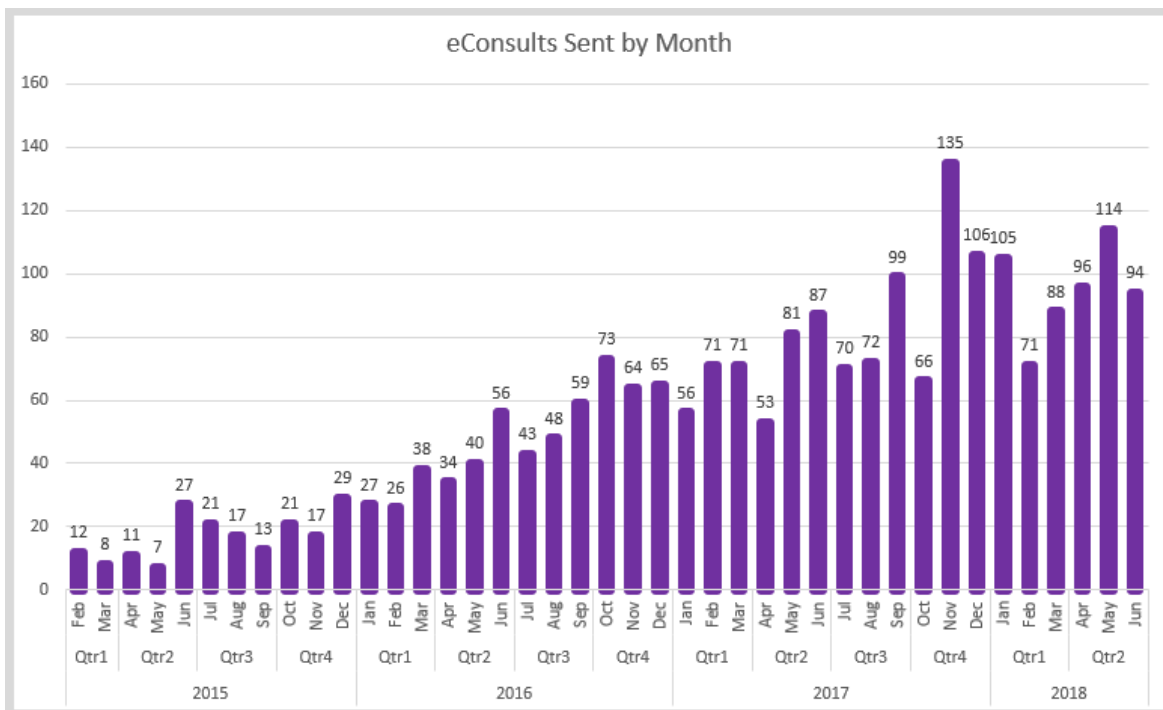


## Number of eConsults Received by LHIN 13 Specialists through the Ontario eConsult Program\*



\*Includes eConsults from Requesting Clinicians from inside and outside the LHIN

## Number of eConsults Sent by LHIN 13 Requesting Clinicians - Ontario eConsult Program\*\*



\*\*Includes eConsults sent to Specialists inside and outside the LHIN



## 1.14 Appendix N: LHIN 14 – North West

LHIN 14 - Provincial Product/Service % Penetration			
Product	LHIN 14 Penetration <sup>1</sup>	Change	Ontario Average
eNotifications (Hospitals)*			25%
HRM (Physicians)			30%
HRM (Hospitals)			76%
OLIS (Physicians)*	34%		41%

\*OntarioMD has re-counted eligible hospital sites for HRM and eNotifications to align with the Ministry of Health Eligible Hospital Sites. Details of additional sites and their effect on penetration rates were provided in the April 2018 LHIN Report. There is no change in denominator for HRM and eNotifications sites for LHIN 14 in May 2018.

LHIN 14 - Physicians by Vendor/OntarioMD Service						
EMR Vendor	Physicians Live on Certified EMR <sup>2</sup>				HRM	OLIS* Access Through EMR
	GP	SP	Unknown	Total		
ABELSoft Corporation	7	1		8		8
Alpha Healthcare Inc.						
Canada Health Systems Inc.	1	3		4		4
Indivica Inc.						
OSCAR EMR	11			11		2
P&P Data Systems Inc.	18	6		24		2
QHR Technologies Inc.	31	16	1	48		60
TELUS	83	45	3	131		92
YES Medical Systems						
York-Med Systems Inc.						
<b>Total</b>	<b>151</b>	<b>71</b>	<b>4</b>	<b>226</b>		<b>168</b>

\* Source: eHealth Ontario

<sup>1</sup> HRM Penetration is based on Live Physicians, not Enrolled Physicians.

<sup>2</sup> Numbers have been updated to reflect the actual number of physicians, not funding positions.



LHIN 14 - Physicians by OntarioMD-Certified Vendor/Sub-Region <sup>1 2</sup>					
OntarioMD Certified Vendor	City of Thunder Bay	District of Kenora	District of Rainy River	District of Thunder Bay	Northern
ABELSoft Corporation	1			7	
Alpha Healthcare Inc.					
Canada Health Systems Inc.	4				
Indivica Inc.					
OSCAR EMR	6	2			3
P&P Data Systems Inc.	2	22			
QHR Technologies Inc.	24	5	14	2	2
TELUS	85	25	4	14	2
YES Medical Systems					
York-Med Systems Inc.					
<b>Total</b>	<b>122</b>	<b>54</b>	<b>18</b>	<b>23</b>	<b>7</b>

<sup>1</sup> Numbers have been updated to reflect the actual number of physicians, not funding positions.

<sup>2</sup> Please see Executive Notes for an explanation of slight discrepancies between LHIN and sub-region totals.

LHIN 14 - Physicians by Sub-Region /Service			
Sub-Region	Physicians Live on Certified EMR <sup>1 2</sup>	HRM	OLIS* Access Through EMR
City of Thunder Bay	122		74
District of Kenora	54		27
District of Rainy River	18		19
District of Thunder Bay	23		32
Northern	7		16
<b>Total</b>	<b>224</b>		<b>168</b>

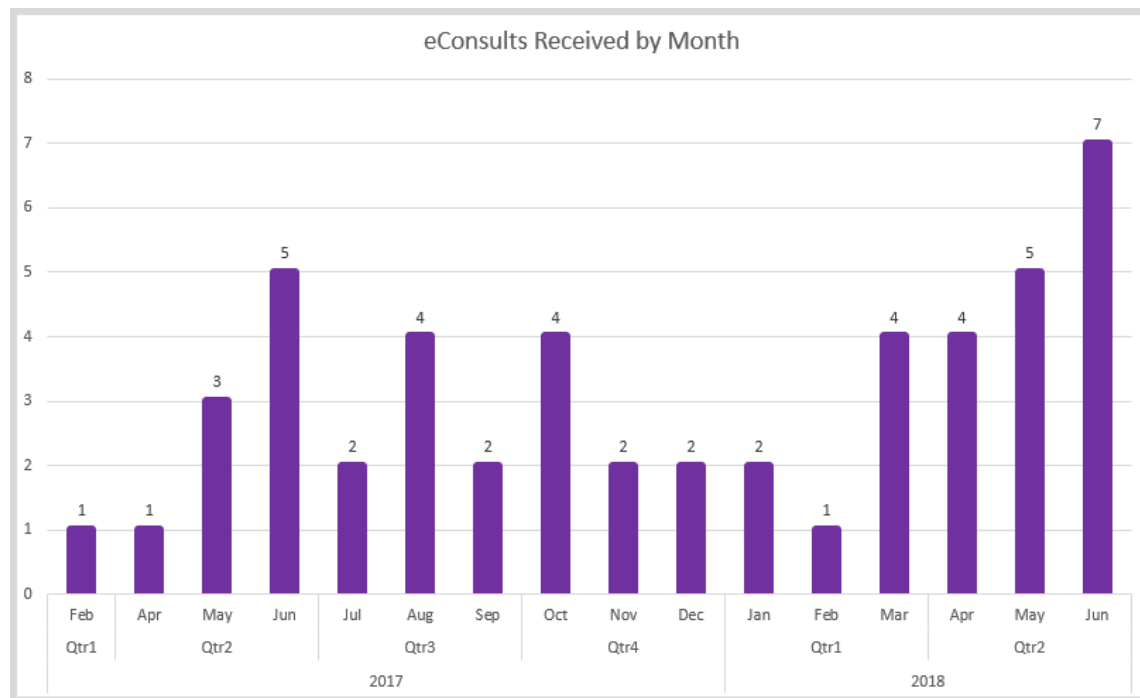
\*Source: eHealth Ontario

<sup>1</sup> Numbers have been updated to reflect the actual number of physicians, not funding positions.

<sup>2</sup> Please see Executive Notes for an explanation of slight discrepancies between LHIN and sub-region totals.

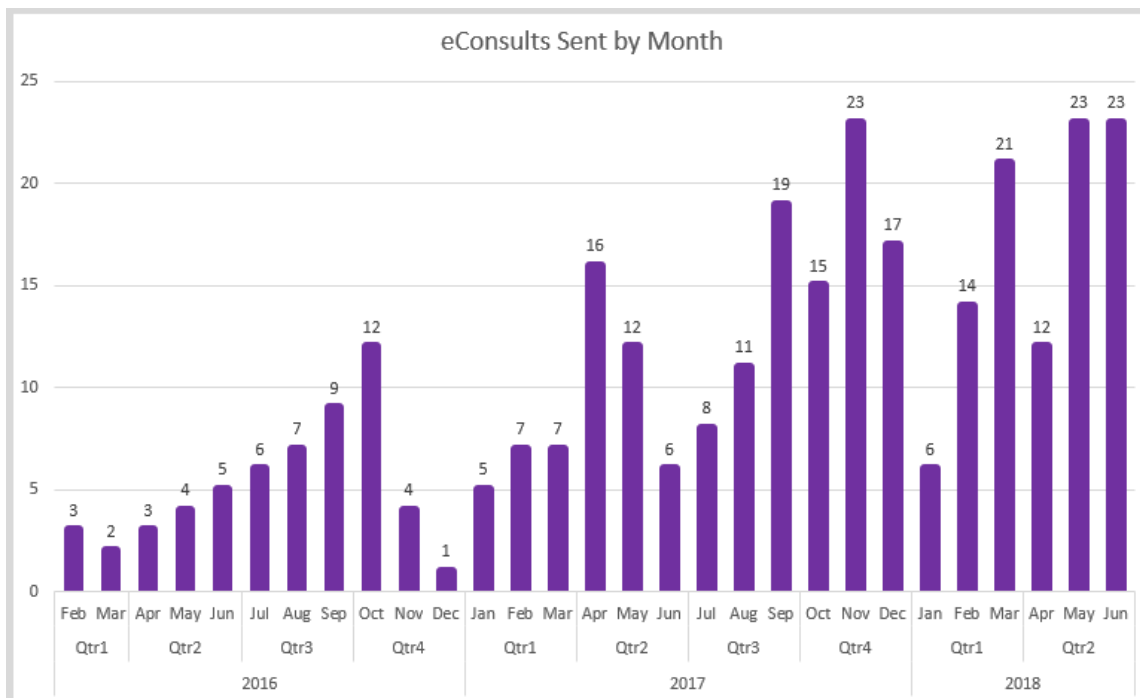


## Number of eConsults Received by LHIN 14 Specialists through the Ontario eConsult Program\*



\*Includes eConsults from Requesting Clinicians from inside and outside the LHIN

## Number of eConsults Sent by LHIN 14 Requesting Clinicians - Ontario eConsult Program\*\*



\*\*Includes eConsults sent to Specialists inside and outside the LHIN